



**Tremonton City Corporation
City Council Meeting
May 5, 2026
Meeting to be held at
102 South Tremont Street
Tremonton, Utah**

RDA MEETING IMMEDIATELY FOLLOWING CITY COUNCIL

CITY COUNCIL WORKSHOP AGENDA

5:00 p.m.

1. Call to Order and Declaration of Conflict of Interest
2. Council Reports and Updates
3. Presentations:
 - a. **Title:** EDCUtah Presentation
Presenter: EDCUtah
Estimated Time: 20 minutes
 - b. **Title:** RES 26-20 Main Street America
Presenter: Councilmember Lewis
Estimated Time: 5 minutes
 - c. **Title:** RES 26-21 Renaming post office to “Sorensen Estrada Post Office”
Presenter: Mayor Rohde
Estimated Time: 5 minutes
 - d. **Title:** RES 26-22 Insurance Carriers
Presenter: Manager Nessen
Estimated Time: 5 minutes
 - e. **Title:** RES 26-23 Tentative Budget FY 26-27
Presenter: Manager Nessen
Estimated Time: 30 Minutes
 - f. **Title:** RES 26-24 UTOPIA board appointments
Presenter: Manager Nessen
Estimated Time: 5 minutes

- g. **Title:** RES 26-25 MOU with West Liberty Foods
Presenter: Chief Jarrow
Estimated Time: 5 minutes
- h. **Title:** RES 26-26 Tremonton Garland Police Contract
Presenter: Chief Cordova
Estimated Time: 5 minutes
- i. **Title:** Planning & Zoning
Presenter: ChrisDean Epling
Estimated Time: 10 minutes
- j. **Title:** ULCT Debrief
Presenter: Mayor Rohde
Estimated Time: 20 minutes
- k. **Title:** RES 26-27 Planning Commission Vacancy
Presenter: Councilmember Bowcutt
Estimated Time: 5 minutes
- l. **Title:** Discussion of Mugs & Bananas Drag Night
Presenter: Zach LeFevre
Estimated Time: 5 minutes

4. *CLOSED MEETING:*

- a. *Strategy session to discuss the purchase of real property when public discussion of the transaction would disclose the appraisal or estimated value of the property under consideration or prevent the public body from completing the transaction on the best possible terms; and/or*
- b. *Strategy session to discuss the character, professional competence or physical or mental health of an individual; and/or*
- c. *Strategy sessions to discuss pending or reasonably imminent litigation; and/or*
- d. *Discussions regarding security personnel, devices or systems*

Please note that any agenda item listed on the 6:00 p.m. City Council Workshop may be discussed in the 7:00 p.m. City Council Meeting

**CITY COUNCIL MEETING AGENDA
7:00 p.m.**

- 1. Call to Order
- 2. Invocation by:
Pledge by: Student
- 3. Roll Call
- 4. Approval of Agenda

5. Declaration of Conflict of Interest
6. Presentations
 - a. Tremonton City Citizenship Award to Elementary and Intermediate Students
 - b. Youth City Council Presentations
 - c. Quality Library Award
7. Citizen Engagement – General Public Comment
 - Residents may address the Council on any item **NOT** listed on the strategic business portion of the agenda
 - Rules of engagement:
 1. **Our Dignity Standard:** Hard conversations require the honest truth and a respectful tone. We're committed to fixing the problems without making it personal. Let's keep this conversation productive so we can get back to the work of building a better Tremonton.
 2. **Priority:** Speakers who registered on the signup sheet at the door prior to the meeting will be called in order. Citizens from the audience will then have time to speak.
 3. **Time Limit:** 3 minutes per individual
 4. **Response:** Under State Law, the Council cannot debate or take action on non-agenda items. We will listen and may direct staff to follow up.
8. Public Hearing
 - a. To consider the adoption of the proposed Tentative Budget entitled "The Tremonton City Annual Implementation Budget 2026-2027 (General Fund, Capital Fund(s), Enterprise Fund(s), and Special Funds)," for the period commencing July 1, 2026 and ending June 30, 2027.
 - b. To consider approving compensation increases for Executive Municipal Officers as contained in the proposed Tentative Budget entitled "The Tremonton City Annual Implementation Budget 2026-2027 (General Fund, Capital Fund(s), Enterprise Fund(s), and Special Funds)," for the period commencing July 1, 2026 and ending June 30, 2027.
9. Unfinished Items from City Council Work Session
10. Consent Agenda - Any Councilmember may request an item be removed for separate discussion
 - a. Approval of minutes – April 7, 2026 & April 10, 2026
 - b. Approval of Resolution No. 26-20 Main Street America
 - c. Approval of Resolution No. 26-21 Renaming USPS
 - d. Approval of Resolution No. 26-22 Insurance Carrier
 - e. Approval of Resolution No. 26-24 UTOPIA member appointment
 - f. Approval of Resolution No. 26-25 MOU with West Liberty Foods
 - g. Approval of Resolution No. 26-26 Tremonton Garland Police Contract
 - h. Approval of Resolution No. 26-27 Planning Commission Vacancy
 - i. Approval of allowing Mugs & Bananas Drag Night on June 20
11. Strategic Business (Ordinances & Policies)
 - a. Discussion and consideration of adopting March 2026 Financial Statement & Warrant Register

Presented by: Manager Nessen
Technical Questions (Clarification only)
Public Input: 3 minutes per individual
Council Debate

- b. Discussion and consideration of adopting Resolution No. 26-23 Tentative City Budget for FY26-27

Presented by: Manager Nessen
Technical Questions (Clarification only)
Public Input: 3 minutes per individual
Council Debate

12. Reports and Calendar

- a. City Leadership Report
- b. Upcoming Calendar Items

13. *CLOSED MEETING:*

- a. *Strategy session to discuss the purchase of real property when public discussion of the transaction would disclose the appraisal or estimated value of the property under consideration or prevent the public body from completing the transaction on the best possible terms; and/or*
- b. *Strategy session to discuss the character, professional competence or physical or mental health of an individual; and/or*
- c. *Strategy sessions to discuss pending or reasonably imminent litigation; and/or*
- d. *Discussions regarding security personnel, devices or systems*

14. Adjournment

Anchor location for Electronic Meeting by Telephone Device. With the adoption of Ordinance No. 13-04, the Council may participate per Electronic Meeting Rules. Please make arrangements in advance.

In compliance with the Americans with Disabilities Act, persons needing special accommodations, should contact Cynthia Nelson no later than 48 hours prior to the meeting.

This meeting will be lived streamed via YouTube at <https://www.youtube.com/@tremontocity>

The undersigned, duly appointed City Recorder, does hereby certify that the above notice and agenda was posted in accordance with Utah State Code on this 30th day of April, 2026

Cynthia Nelson, CITY RECORDER



We Build Together

EDCUtah



Our Vision

Create a prosperous and resilient economy for generations of aspiring Utahns.

Our Mission

We catalyze capital investment and strategic economic opportunities to create quality jobs in Utah.



Utah's strategic partner for corporate recruitment & retention.

Business Expansion &
Relocation Services



Best-in-Class
Research &
Marketing

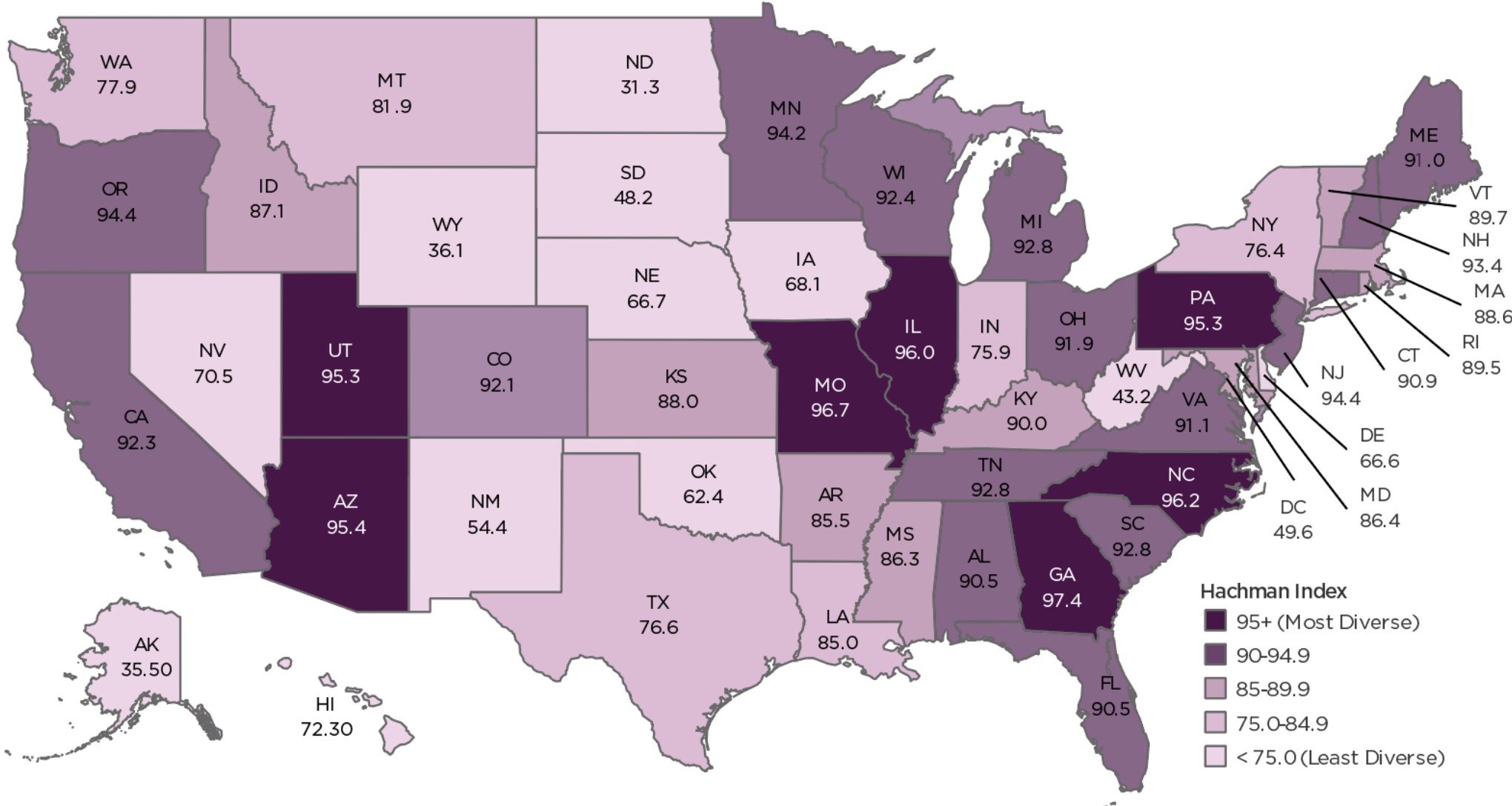
Business &
Economics
in Utah



Expansive
Partner Network



Utah's diverse economy



Source: Bureau of Economic Analysis, Kem C. Gardner Policy Institute

Business Development



FY 2026 Metrics




65 New Projects



10 Project Wins



6,623 New or
Retained Jobs



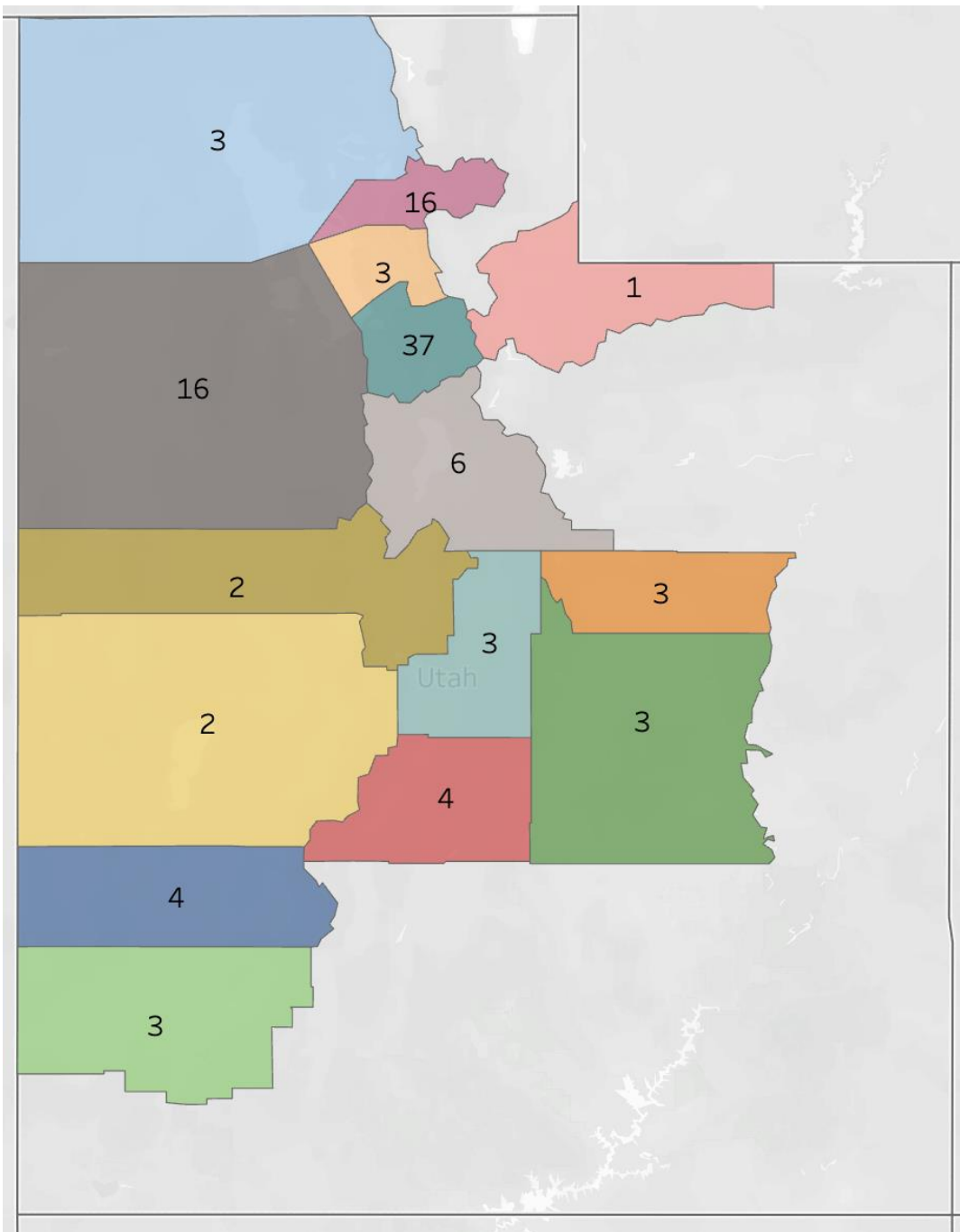
\$19.8 Billion
Capex



1.1 Million
Sq. Ft.

Site Visits in 15 Counties

and making connections across the state.



County

- Beaver County
- Box Elder County
- Carbon County
- Davis County
- Emery County
- Iron County
- Juab County
- Millard County
- Salt Lake County
- Sanpete County
- Sevier County
- Summit County
- Tooele County
- Utah County
- Weber County

We bring site selectors to Utah.

ECONOMIX 2024

“

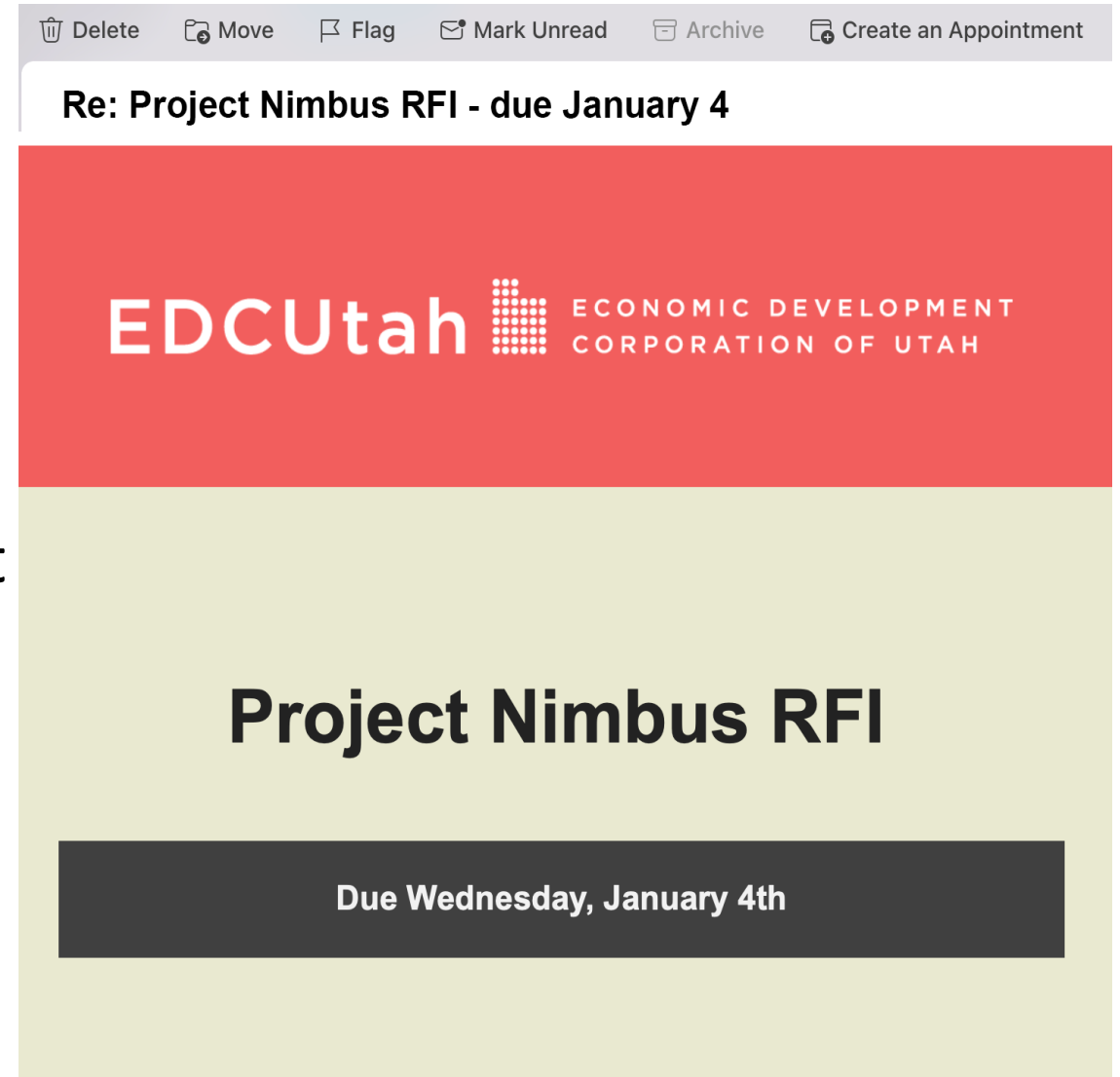
The event showcased the strength and momentum of Utah's economy while giving us a national platform to connect with leading site selection firms. Sitting across the table from national site selectors and Olympic athletes was such a unique experience.

Devon Hyatt, ARCO Design/Build



Ways to Engage

- Read the Project Update Report
 - Ask us questions
 - Offer insights
- Attend quarterly Business Development Breakfasts
- Respond to RFIs
- Participate in site visits
- Let us help your clients



Investor Relations



Engage with 260+ Members

- 150+ peer private sector investors eager to connect for deals
- 40+ community investors across the state with introductions, support on issues, etc.
- 40+ non-profit, chambers and additional organizations

Let Us Help

Grow engagement

Expand statewide footprint

Increase peer collaboration

Be an extension of your team

Soft Landing Program

Recruitment to retention yields:

- Provides clear support pathways for a company's success in Utah
- Creates new opportunities for investor / project networking



AURIA



CLEANJOULE



FERVO
ENERGY



Microvascular
Therapeutics

NUCOR[®]

STADLER

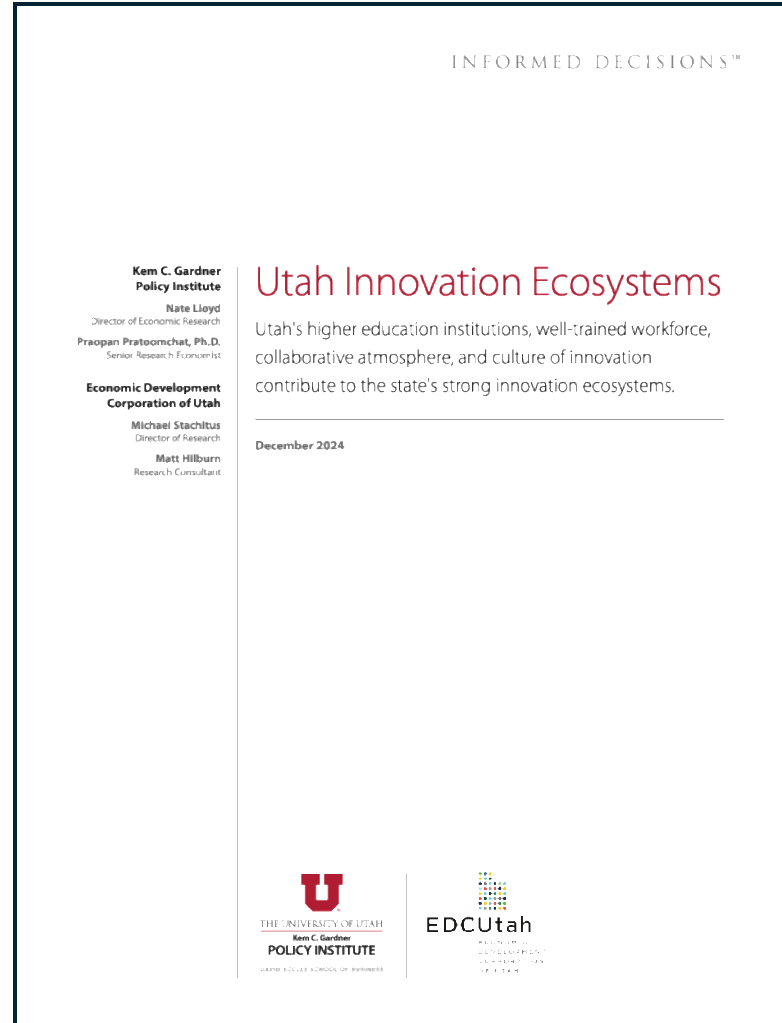
Research



We Provide the Data that...






- 1** Influences companies to choose Utah
 - 2** Supports communities in identifying their competitive advantages
 - 3** Informs decision-makers with best-in-class research
-

We let data do the talking.



38 projects supported by
research requests
in FY 2025

Industry Expertise

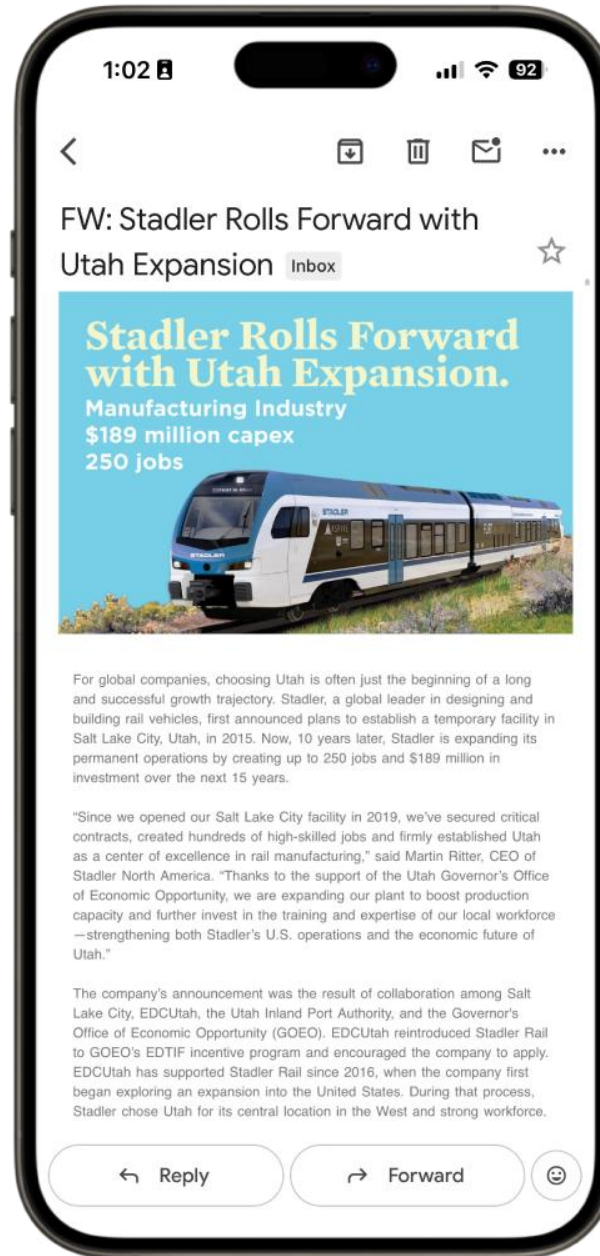


Marketing & Events



Utah news & partnerships

“ I get most of my Utah information from your emails. You’re delivering talking points straight to my inbox and having that is useful.



Economic Development Corporation of Utah (EDCUtah)

8,561 followers

8mo · Edited ·

Congratulations to **Clearfield City** and Davis County! **ACS Manufacturing, INC**, a manufacturer that designs and builds acoustical equipment enclosures—specifically for backup generators used in data centers, hospitals, and other critical industries—has announced plans to expand operations in the region. The company plans to create 223 new jobs in Davis County and invest \$34.1 million in Utah over the next 10 years.

“As demand for our products continues to accelerate at a rapid pace, expanding our manufacturing operations in Utah is a strategic step forward,” said **Dan Knox**, CEO of ACS. “Utah offers a unique and compelling business environment, including its proximity to key customers and a deep pool of highly skilled labor. But what truly sets Utah apart is the exceptional work ethic of its people. We’re excited to invest in a region that shares our commitment to quality, innovation, and excellence in everything we do.”

Jeff Richards of **CBRE** Salt Lake City, who represented ACS Manufacturing during the project, brought the project lead to EDCUtah. EDCUtah worked closely with the project team to support the decision-making process and connected the company with key state and local partners.

“Clearfield City is thrilled to welcome ACS Manufacturing’s expansion,” said **Mark Shepherd**, mayor of Clearfield City. “This expansion will bring 200+ new jobs to our city and is a testament to our shared vision to strengthen Clearfield. We’re honored to be the home of the expansion and look forward to their continued success.”

The company’s announcement was the result of a collaboration among **Spencer W. Brimley** of Clearfield City, **Davis County Government**, EDCUtah, the **Utah Governor’s Office of Economic Opportunity**, and the **Northern Utah Economic Alliance (NUEA)**.

<https://lnkd.in/gkUY7Kvg>

#WeBuildTogether



ACS Manufacturing Expands to Davis County

edcutah.org

38

4 comments · 4 reposts

An aerial night view of a city skyline, likely Salt Lake City, with mountains in the background. The city lights are illuminated, and the sky is a mix of blue and orange from the sunset. The text is overlaid on the upper portion of the image.

Connect with site selectors at the Destination Summit June 24-26, 2026

Opportunities to:

- Sponsor a community or company site visit
- Join a dinner reception with site selectors, investors, and Olympic athletes



Thank you!



RESOLUTION NO. 26-20

A RESOLUTION OF THE TREMONTON CITY COUNCIL AUTHORIZING APPLICATION TO THE UTAH MAIN STREET PROGRAM UNDER THE MAIN STREET AMERICA NETWORK; ADOPTING THE MAIN STREET FOUR-POINT APPROACH AS THE FRAMEWORK FOR DOWNTOWN REVITALIZATION; AND APPOINTING KELLY WOOD AS TREMONTON CITY MAIN STREET DIRECTOR

WHEREAS, Tremonton City possesses a historic downtown commercial core that is central to the community's identity, economic health, and long-term vitality; and

WHEREAS, the Tremonton City Council has identified downtown revitalization as a strategic priority, and has established a Community Development Area (CDA) under its Redevelopment Agency (RDA) with dedicated funding available through 2032 to support capital investments, economic development, and organizational capacity in the downtown district; and

WHEREAS, a community survey conducted by the City found that approximately 83% of respondents expressed support for downtown revitalization efforts, demonstrating broad public backing for a structured, sustained revitalization program; and

WHEREAS, Main Street America is a nationally recognized nonprofit organization that has, since 1977, supported the economic revitalization and cultural preservation of traditional commercial districts through its comprehensive Four-Point Approach encompassing Economic Vitality, Design, Promotion, and Organization; and

WHEREAS, the Utah Main Street Program ("UMS"), administered through the Utah State Historic Preservation Office, is the state-affiliated partner of Main Street America and provides technical assistance, training, peer network access, and accountability structures to designated Main Street communities in Utah; and

WHEREAS, the UMS Four-Point Approach has been demonstrated to produce measurable economic outcomes in comparable Utah communities, and participation in the program provides an external framework of accountability, best practices, and peer learning that previous revitalization efforts in Tremonton have lacked; and

WHEREAS, Chelsea Gauthier, UMS Program Manager, has confirmed that Tremonton City is well-positioned to enter the program and has been anticipating the City's application, and that the recommended organizational model for an initial phase is a city-employed Main Street coordinator, with an optional future transition to an independent 501(c)(3) nonprofit organization as the program matures and organizational capacity develops; and

WHEREAS, Kelly Wood has been identified and selected as a qualified individual to serve as Tremonton City's Main Street Director, possessing the time commitment, community relationships, and professional capacity necessary to lead the program effectively; and

WHEREAS, the City Council finds that authorizing application to the Utah Main Street Program, appointing a Main Street Director, and committing the resources necessary to support the program's success is in the best interest of the City and its residents;

NOW, THEREFORE, BE IT RESOLVED by the City Council of Tremonton City, Utah, as follows:

Section 1. Authorization to Apply. The Tremonton City Council hereby authorizes and directs the Mayor, or the Mayor's designee, to submit a formal application to the Utah Main Street Program on behalf of Tremonton City for designation as a Utah Main Street community. The Mayor is further authorized to execute all agreements, certifications, memoranda of understanding, and other documents required by the Utah Main Street Program or Main Street America in connection with such application and designation.

Section 2. Adoption of the Main Street America Four-Point Approach. The City Council hereby adopts the Main Street America Four-Point Approach — consisting of the areas of Economic Vitality, Design, Promotion, and Organization — as the governing framework for the City's downtown revitalization efforts. City staff, the Main Street Director, and all associated committees shall conduct their work in alignment with this framework and in compliance with the standards established by Main Street America and the Utah Main Street Program.

Section 3. Appointment of Main Street Director. Kelly Wood is hereby appointed as the Tremonton City Main Street Director. The Main Street Director shall serve as the primary staff lead for all activities related to the City's Utah Main Street Program designation, including but not limited to coordinating the Four-Point Committees, liaising with Utah Main Street Program staff, managing downtown revitalization initiatives, and reporting program progress to the City Council. The appointment of the Main Street Director shall initially be structured as a city-employed position, with compensation to be funded through the City's Redevelopment Agency in a manner consistent with applicable law and RDA guidelines, as confirmed with program and legal counsel.

Section 4. Organizational Structure and Transition. The City Council acknowledges that the long-term organizational model for the Tremonton Main Street Program may optionally include a transition from city-administered operations to an independent 501(c)(3) nonprofit organization, with the City serving as a primary funding partner. Should the City Council elect to pursue such a transition, the City Council directs staff and the Main Street Director to develop and present a transition plan and timeline consistent with Utah Main Street Program requirements and the City's RDA funding window through 2032.

Section 5. City Council Commitment and Support. The City Council commits to providing ongoing institutional support for the Tremonton Main Street Program, including appropriate representation on the Main Street Board of Directors, participation in required training and reporting, and the annual appropriation of funds necessary to sustain program operations and capital investment activities during the Community Development Area funding period through 2032. The City Council recognizes the urgency of front-loading meaningful capital investments in the downtown district during this funding window.

Section 6. Effective Date. This Resolution shall take effect immediately upon adoption by the Tremonton City Council.

ADOPTED AND PASSED by the governing body of Tremonton City Corporation on this 5th Day of May, 2026.

TREMONTON CITY
A Utah Municipal Corporation

By _____
Bret Rohde, Mayor

ATTEST:

Cynthia Nelson, City Recorder

RESOLUTION NO. 26-21

A RESOLUTION OF THE TREMONTON CITY COUNCIL EXPRESSING FULL SUPPORT FOR CONGRESSMAN BLAKE MOORE'S EFFORT TO RENAME THE TREMONTON CITY POST OFFICE TO THE "SORENSEN ESTRADA POST OFFICE"

WHEREAS, Sergeant Sorenson and Officer Estrada served the residents of Tremonton City with honor, dedication, and courage;

WHEREAS, both officers made the ultimate sacrifice in the line of duty, leaving behind families, fellow officers, and a community forever marked by their loss;

WHEREAS, the residents of Tremonton have rallied in grief, in gratitude, and in unwavering support for the families of Sergeant Sorenson and Officer Estrada and for the Tremonton Police Department;

WHEREAS, Congressman Blake Moore has initiated federal legislation to rename the Tremonton City Post Office to the "Sorenson Estrada Post Office" as a permanent tribute to their sacrifice;

WHEREAS, the authority to rename a federal building rests solely with the United States Congress, and the City of Tremonton desires to formally express its support for Congressman Moore's effort;

NOW, THEREFORE, BE IT RESOLVED by the Mayor and City Council of Tremonton City, Utah, that:

1. The City of Tremonton fully and unanimously supports Congressman Blake Moore's effort to rename the Tremonton City Post Office to the "Sorenson Estrada Post Office."
2. The Mayor is authorized to communicate this resolution to Congressman Moore and any relevant federal authorities in support of this legislation.
3. This resolution shall be entered into the official record of Tremonton City.

ADOPTED AND PASSED by the governing body of Tremonton City Corporation on this 5th Day of May, 2026.

TREMONTON CITY
A Utah Municipal Corporation

By _____
Bret Rohde, Mayor

ATTEST:

Cynthia Nelson, City Recorder

RESOLUTION NO. 26-22

A RESOLUTION OF TREMONTON CITY CORPORATION SELECTING HEALTH INSURANCE CARRIERS AND DEFINING THE CITY'S CONTRIBUTION FOR HEALTH INSURANCE EMPLOYEE BENEFITS FOR THE 2026-2027 FISCAL YEAR

WHEREAS, Tremonton City provides, and the Affordable Health Care Act requires, certain health-related benefits to its benefited employees and their dependents, as described in Section XVI: Benefits, Item 7. Insurance, sub-items A. Medical Health, Dental, and Vision Insurance, and B. Life Insurance, of the Tremonton City Personnel Policies and Procedures Manual; and

WHEREAS, each year, the City Council receives renewal rates from its current health insurance carriers and considers selecting insurance carriers associated with providing benefited employees the aforementioned health insurance for the upcoming fiscal year; and

WHEREAS, each year, the City Council selects health insurance carriers and formalizes the City's financial contribution towards the aforementioned health insurances for benefited employees for the upcoming fiscal year as defined through the adoption of a Resolution.

NOW, THEREFORE, be it resolved by the Tremonton City Council that Tremonton City selects the following insurance carriers and defines the City's contribution for employee benefits for the 2026-2027 Fiscal Year for benefited employees as follows:

MEDICAL INSURANCE

2026-2027 Medical Insurance for Full-Time Employees. The City Council designates Select Health as the insurance carrier for employees who work a minimum of at least 40 hours per week (hereafter "full-time employees").

Full-time employees may elect one of the following plan types from Select Health:

- Traditional Health Plan: Value Gold 75% \$1,000 Deductible (No change in carrier).
- High Deductible Plan with Health Savings Account: Value Silver HDHP 70% \$3,500 Single Deductible (No change in carrier).

Tremonton City will pay 90% of the premiums for medical insurance, with full-time employees paying the remaining 10% of premiums.

2026-2027 Mayor and City Council Benefit Stipend. The City will provide a benefit stipend that is taxable through payroll to the Mayor and City Council for medical insurance coverage comparable to full-time City employees. The benefit stipend paid to the Mayor and City Councilmembers will be equal to 90% of the premium paid on one of the following health insurance plans: health insurance marketplace, medicare health insurance, or employer-sponsored health insurance.

Health Insurance Marketplace. The Mayor and City Council will coordinate their Health Insurance Marketplace medical insurance coverage with the City's Human Resource Director to select medical

insurance coverage similar to medical insurance coverage offered to full-time employees. The Mayor and City Councilmembers who receive medical insurance through the Marketplace will receive a benefit stipend taxable through payroll equal to 90% of their premiums at a frequency determined by the Human Resource Director. The City's contribution of paying 90% of their premium includes paying 90% of any amount owed by the Mayor or City Councilmembers enrolled in a medical insurance plan through the Health Insurance Marketplace after reconciling the Mayor or City Councilmembers' actual taxable income for the year compared to their estimated income and the health insurance premium subsidies calculated based on their estimated income.

Medicare Health Insurance. The Mayor and City Councilmembers who are Medicare eligible cannot receive medical insurance through the Health Insurance Marketplace and will need to receive medical insurance through Medicare. The Mayor and City Councilmembers who are Medicare eligible will coordinate their Medicare insurance coverage with the City's Human Resource Director to select medical insurance coverage similar to those offered to full-time employees. The Mayor and City Councilmembers who receive medical insurance through Medicare will receive a benefit stipend taxable through payroll equal to 90% of their premiums at a frequency determined by the Human Resource Director.

Employer-Sponsored Health Insurance. The Mayor and City Councilmembers who are insured through an employer-sponsored group medical plan will coordinate their insurance coverage with the City's Human Resource Director to select medical insurance coverage similar to those offered to full-time employees. The Mayor and City Councilmembers who receive medical insurance through an employer will receive a benefit stipend taxable through payroll equal to 90% of their premiums at a frequency determined by the Human Resource Director.

HEALTH SAVINGS ACCOUNTS

The City designates HealthEquity as Health Savings Account administrators for full-time employees that select the High Deductible Health Plan. Tremonton City will provide to full-time employees that elect the High Deductible Health Plan a contribution of the following into their Health Savings Account for the 2026-2027 Fiscal Year:

- Single - \$1,300.
- Employee and Spouse - \$1,900.
- Employee and Children - \$1,900.
- Family - \$2,400.

The employees' Health Savings Account contribution shall be divided into two payments, with one occurring in July 2026 and the other payment occurring in January 2027. Full-time employees who enroll on the City's insurance mid-year will receive a pro-rated contribution, as calculated by the Human Resource Director, to their Health Savings Account during the month their benefits become effective. The City shall pay the costs annually for the basic administrative fees associated with the Health Savings Account. Optional administration fees associated with the Health Savings Account, such as debit cards, will be paid 100% by the benefited employee.

DENTAL AND EYE INSURANCE

The City designates EMI Health as the dental insurance carrier and Eye Med Vision Benefits for eye

insurance for the full-time employees, Mayor, and City Council. The City will pay 90% of dental and eye insurance premiums, with the employees paying the remaining 10% of premiums.

LONG TERM DISABILITY, AD&D, AND LIFE INSURANCE

The City designates Standard as the insurance carrier for Accidental Death and Dismemberment and Basic Life Insurance Benefits as the life insurance carrier for full-time employees, Mayor, and City Council. Long Term Disability benefits are limited to only full-time employees. The City will pay 100% of the premiums for Long Term Disability, Accidental Death and Dismemberment (AD&D), and Basic Life Insurance. The City will determine the plan design and benefits offered for long-term disability, AD&D, and basic life insurance, for which the City pays 100% of the premiums. Full-time employees, Mayor, and City Councilmembers may elect to voluntarily supplement their life insurance policy as allowed by the insurance carrier, for which the employee will be responsible for 100% of the cost of the premiums.

CAFETERIA PLAN

The City selects National Benefits Services as the City's third-party administrator for the Cafeteria Plan (also known as Flex Spending Account) Benefit. Tremonton City shall also provide the option to full-time employees, Mayor, and City Council to participate in a Cafeteria Plan with a maximum cap set for healthcare at \$3,400 and daycare at \$7,500 annually, or up to the IRS maximums, with the City paying the basic administrative fees associated with the Cafeteria Plan. Optional administration fees associated with the Cafeteria Plan, such as debit cards, will be paid 100% by the benefited employee.

VOLUNTARY PRODUCTS

The City selects Allstate Benefits for voluntary products, including Voluntary Accident Plan and Voluntary Critical Illness Plan. The City selects Legal Shield as another voluntary product. Tremonton City will *not* participate in the funding of premiums for any voluntary insurance plans noted in this section; however, the City will provide administrative support by deducting the premiums from employees' paychecks for employees who voluntarily elect to have this insurance coverage.

INTERPRETATION

The City Council authorizes and directs the Human Resource Director and City Manager to interpret this Resolution to resolve any contradictions, ambiguities, or unknown circumstances that are not addressed within this Resolution. The Human Resource Director and City Manager's interpretations and decisions are final and are not subject to appeal.

SAVING CLAUSE

The purpose of this Resolution is to select health care insurance carriers and to define the City's financial contribution for employee premiums for benefited employees. The exact details of insurance coverage and benefits are determined by the plan design, insurance carrier, and other City policies. This Resolution and benefits outlined *are not and shall not* be construed as an explicit or implied contract.

ADOPTED AND PASSED by the City Council of Tremonton, Utah, this 5th day of May 2026. Resolution to become effective upon adoption.

TREMONTON CITY
A Utah Municipal Corporation

By _____
Bret Rohde, Mayor

ATTEST:

Cynthia Nelson, City Recorder

RESOLUTION NO. 26-23

RESOLUTION OF TREMONTON CITY CORPORATION ADOPTING THE TENTATIVE BUDGET ENTITLED “THE TREMONTON CITY TENTATIVE IMPLEMENTATION BUDGET 2026-2027 (GENERAL FUND, CAPITAL FUND(S), ENTERPRISE FUND(S), AND SPECIAL FUND(S)” FOR THE PERIOD COMMENCING JULY 1, 2026 AND ENDING JUNE 30, 2027

WHEREAS, the City’s Department Heads prepared and presented their proposed budget and budget requests for the FY 2026-2027 to the City Manager, who is statutorily designated as the Budget Officer; and

WHEREAS, the City Manager has reviewed the budget requests of the Department Heads; and

WHEREAS, in accordance with Part 3-925 (1) (d) of Tremonton City Corporation Revised Ordinance, the City Manager has prepared a balanced Tentative Budget; and

WHEREAS, Tremonton City has caused a public hearing notice to be published on the Public Notice Website, Tremonton City’s Website, and three different locations in Tremonton City, on Friday, April 17, 2026, giving notice that the Tremonton City Council would consider adopting the Tremonton City Annual Implementation Budget 2026-2027 General Fund, Special Fund(s), Capital Fund(s), and Enterprise Fund(s); and

WHEREAS, Tremonton City has caused a copy of the proposed Tentative Budget to be available for public inspection during regular business hours in the office of the Tremonton City Recorder, 102 South Tremont Street, Tremonton, Utah; and

WHEREAS, the Tremonton City Council held a public hearing on May 5, 2026, in conjunction with the approval of the Tentative Budget, and

WHEREAS, the Tremonton City Council has considered all written and oral statements made at the public hearing objecting to or supporting the City’s plan to adopt the Tentative Budget.

NOW, THEREFORE, BE IT RESOLVED, by the Tremonton City Council that the Tremonton City Tentative Implementation Budget 2026-2027 as contained in Exhibit “A” is hereby adopted for the fiscal year commencing July 1, 2026, and ending June 30, 2027.

Adopted and passed by the governing body of Tremonton City this 5th day of May 2026.

TREMONTON CITY

A Utah Municipal Corporation

By _____
Bret Rohde, Mayor

ATTEST:

Cynthia Nelson, City Recorder

EXHIBIT "A"

Fund	Description	FY 2026 Budget	FY 2026 Modified	FY 2026 Actual	FY 2027 Budget	Increase (\$)	Increase (%)
	Total	\$ 9,179,200.00	\$ 9,829,295.00	\$ 7,904,435.25	\$ 10,443,500.00	\$ 614,205.00	6%
10-31	Taxes	\$ 7,984,000.00	\$ 7,984,000.00	\$ 6,186,929.50	\$ 8,375,000.00	\$ 391,000.00	5%
10-32	Licenses & Permits	\$ 321,500.00	\$ 321,500.00	\$ 661,272.59	\$ 516,500.00	\$ 195,000.00	61%
10-33	Intergovernmental - Senior Ser	\$ 260,100.00	\$ 260,100.00	\$ 278,872.18	\$ 251,900.00	\$ (8,200.00)	-3%
10-34	Other Governmental Rev	\$ 42,000.00	\$ 42,000.00	\$ 41,584.79	\$ 707,500.00	\$ 665,500.00	1585%
10-36	Other Income	\$ 454,050.00	\$ 517,050.00	\$ 618,226.19	\$ 458,950.00	\$ (58,100.00)	-11%
10-37	Administration Services	\$ 117,550.00	\$ 117,550.00	\$ 117,550.00	\$ 133,650.00	\$ 16,100.00	14%
10-39	Transfers	\$ -	\$ 587,095.00	\$ -	\$ -	\$ (587,095.00)	-100%

Fund	Description	FY 2026 Budget	FY 2026 Modified	FY 2026 Actual	FY 2027 Budget	Increase (\$)	Increase (%)
	Total	\$ 9,179,300.00	\$ 9,242,200.00	\$ 7,329,161.59	\$ 10,443,500.00	\$ 1,201,300.00	13%
10-40	Non Departmental	\$ 139,300.00	\$ 139,300.00	\$ 98,619.56	\$ 130,720.30	\$ (8,579.70)	-6%
10-41	City Council	\$ 94,500.00	\$ 94,500.00	\$ 66,426.06	\$ 96,900.00	\$ 2,400.00	3%
10-42	Court	\$ 120,400.00	\$ 120,400.00	\$ 77,940.55	\$ 121,100.00	\$ 700.00	1%
10-45	Administration	\$ 205,200.00	\$ 205,200.00	\$ 100,225.64	\$ 190,300.00	\$ (14,900.00)	-7%
10-46	Treasurer	\$ 102,600.00	\$ 102,600.00	\$ 75,942.08	\$ 105,700.00	\$ 3,100.00	3%
10-47	Recorder	\$ 114,550.00	\$ 114,550.00	\$ 80,959.78	\$ 105,350.00	\$ (9,200.00)	-8%
10-48	Professional	\$ 110,700.00	\$ 110,600.00	\$ 76,950.50	\$ 106,600.00	\$ (4,000.00)	-4%
10-49	Economic Development	\$ 4,500.00	\$ 4,500.00	\$ 2,672.00	\$ 4,500.00	\$ -	0%
10-50	Election	\$ 27,100.00	\$ 27,100.00	\$ 25,218.08	\$ -	\$ (27,100.00)	-100%
10-51	Civic Center	\$ 44,800.00	\$ 44,800.00	\$ 234,969.88	\$ 51,750.00	\$ 6,950.00	16%
10-52	Planning & Community Development	\$ 519,550.00	\$ 519,550.00	\$ 401,457.63	\$ 342,430.00	\$ (177,120.00)	-34%
10-53	Tre Enforcement Liquor Laws	\$ 10,000.00	\$ 10,000.00	\$ -	\$ 16,000.00	\$ 6,000.00	60%
10-54	Police Department	\$ 3,456,150.00	\$ 3,456,150.00	\$ 2,582,138.10	\$ 4,613,400.00	\$ 1,157,250.00	33%
10-56	Building Inspection	\$ 153,300.00	\$ 153,300.00	\$ 118,836.00	\$ 311,800.00	\$ 158,500.00	103%
10-57	Emergency Management	\$ 36,400.00	\$ 36,400.00	\$ 5,304.36	\$ 37,200.00	\$ 800.00	2%
10-63	Senior Programming	\$ 191,700.00	\$ 191,700.00	\$ 116,378.07	\$ 213,050.00	\$ 21,350.00	11%
10-64	Congregate Meals	\$ 116,500.00	\$ 116,500.00	\$ 77,239.51	\$ 127,800.00	\$ 11,300.00	10%
10-65	Home Delivered Meals	\$ 281,650.00	\$ 281,650.00	\$ 172,784.46	\$ 284,350.00	\$ 2,700.00	1%
10-66	Senior Center	\$ 67,900.00	\$ 67,900.00	\$ 40,653.63	\$ 73,000.00	\$ 5,100.00	8%
10-68	Golf Course	\$ 3,100.00	\$ 3,100.00	\$ -	\$ 3,100.00	\$ -	0%
10-69	Cemetery	\$ 73,200.00	\$ 73,200.00	\$ 38,420.98	\$ 64,200.00	\$ (9,000.00)	-12%
10-72	Parks	\$ 628,550.00	\$ 628,550.00	\$ 387,684.41	\$ 655,650.00	\$ 27,100.00	4%
10-73	Community Events	\$ 150,800.00	\$ 150,800.00	\$ 85,474.40	\$ 150,100.00	\$ (700.00)	0%
10-75	Library	\$ 441,090.00	\$ 441,090.00	\$ 293,314.53	\$ 426,240.00	\$ (14,850.00)	-3%
10-89	Contributions to Others	\$ 294,000.00	\$ 294,000.00	\$ 314,791.38	\$ 304,000.00	\$ 10,000.00	3%
10-90	Transfer to Other Funds	\$ 1,791,760.00	\$ 1,854,760.00	\$ 1,854,760.00	\$ 1,908,259.70	\$ 53,499.70	3%

Category	FY 2026 Budget	FY 2026 Modified	FY 2026 Actual	FY 2027 Budget
Salaries & Wages	\$ 3,398,000.00	\$ 3,398,000.00	\$ 2,368,419.13	\$ 4,191,020.00
Benefits	\$ 1,507,150.00	\$ 1,507,050.00	\$ 986,502.01	\$ 1,913,300.00
Contract	\$ 500.00	\$ 500.00	\$ 136.05	\$ 500.00
Materials & Supplies	\$ 222,950.00	\$ 222,950.00	\$ 129,148.66	\$ 270,250.30
Education & Travel	\$ 101,500.00	\$ 101,500.00	\$ 55,691.69	\$ 108,000.00
Admin Services	\$ 117,550.00	\$ 117,550.00	\$ 117,550.00	\$ 133,650.00
Operational	\$ 2,144,440.00	\$ 2,144,440.00	\$ 1,934,504.05	\$ 2,052,170.00
Transfers	\$ 1,791,760.00	\$ 2,441,855.00	\$ 1,854,760.00	\$ 1,908,259.70
Capital	\$ 13,000.00	\$ 13,000.00	\$ -	\$ -
Tax Revenue	\$ 7,984,000.00	\$ 7,984,000.00	\$ 6,186,929.50	\$ 8,375,000.00
Licenses & Permits	\$ 321,500.00	\$ 321,500.00	\$ 661,272.59	\$ 516,500.00
Intergovernmental Revenue	\$ 260,100.00	\$ 260,100.00	\$ 278,872.18	\$ 251,900.00
Other Intergovernmental Revenue	\$ 42,000.00	\$ 42,000.00	\$ 41,584.79	\$ 707,500.00
Other Revenue	\$ 454,050.00	\$ 517,050.00	\$ 618,226.19	\$ 458,950.00

Fund	Description	FY 2026 Budget	FY 2026 Modified	FY 2026 Actual	FY 2027 Budget	Increase (\$)	Increase (%)
	Total	\$ 84,700.00	\$ 84,700.00	\$ 108,394.33	\$ 86,600.00	\$ 1,900.00	2%
21-33	Intergovernmental Revenue	\$ 20,000.00	\$ 20,000.00	\$ 26,021.73	\$ 20,000.00		
21-37	Other Income	\$ 11,000.00	\$ 11,000.00	\$ 8,277.53	\$ 11,000.00		
21-38	Donations	\$ 70,000.00	\$ 70,000.00	\$ 74,095.07	\$ 70,000.00		
21-39	Transfers	\$ (16,300.00)	\$ (16,300.00)	\$ -	\$ (14,400.00)		

Fund	Description	FY 2026 Budget	FY 2026 Modified	FY 2026 Actual	FY 2027 Budget	Increase (\$)	Increase (%)
	Total	\$ 84,700.00	\$ 84,700.00	\$ 58,555.71	\$ 86,600.00	\$ 1,900.00	2%
21-40	Food Pantry Expense	\$ 84,350.00	\$ 84,350.00	\$ 58,205.71	\$ 86,250.00		
21-90	Admin Service Charge	\$ 350.00	\$ 350.00	\$ 350.00	\$ 350.00		

Category	FY 2026 Budget	FY 2026 Modified	FY 2026 Actual	FY 2027 Budget
Salaries & Wages	\$ 34,200.00	\$ 34,200.00	\$ 22,795.08	\$ 34,800.00
Benefits	\$ 3,100.00	\$ 3,100.00	\$ 2,009.53	\$ 3,100.00
Contract	\$ -	\$ -	\$ -	\$ -
Materials & Supplies	\$ 20,100.00	\$ 20,100.00	\$ 16,646.03	\$ 20,100.00
Education & Travel	\$ 100.00	\$ 100.00	\$ -	\$ 100.00
Operational	\$ 26,850.00	\$ 26,850.00	\$ 16,755.07	\$ 28,150.00
Admin Services	\$ 350.00	\$ 350.00	\$ 350.00	\$ 350.00
Capital	\$ -	\$ -	\$ -	\$ -
Tax Revenue	\$ -	\$ -	\$ -	\$ -
Transfers	\$ (16,300.00)	\$ (16,300.00)	\$ -	\$ (14,400.00)
Intergovernmental Revenue	\$ 20,000.00	\$ 20,000.00	\$ 26,021.73	\$ 20,000.00
Grant Revenue	\$ -	\$ -	\$ -	\$ -
Donations	\$ 70,000.00	\$ 70,000.00	\$ 74,095.07	\$ 70,000.00
Other Revenue	\$ 11,000.00	\$ 11,000.00	\$ 8,277.53	\$ 11,000.00

Fund	Description	FY 2026 Budget	FY 2026 Modified	FY 2026 Actual	FY 2027 Budget	Increase (\$)	Increase (%)
Total		\$ 383,265.00	\$ 383,265.00	\$ 338,025.88	\$ 411,200.00	\$ 27,935.00	7%
25-33	Intergovernmental Revenue	\$ -	\$ -	\$ -	\$ -	\$ -	#DIV/0!
25-34	Adult Programs	\$ 15,700.00	\$ 15,700.00	\$ 11,398.50	\$ 17,700.00	\$ 2,000.00	13%
25-35	Youth Programs	\$ 122,400.00	\$ 122,400.00	\$ 95,989.50	\$ 128,900.00	\$ 6,500.00	5%
25-36	Misc. Programs	\$ 29,400.00	\$ 29,400.00	\$ 16,330.48	\$ 40,900.00	\$ 11,500.00	39%
25-37	Other Income	\$ 18,000.00	\$ 18,000.00	\$ 16,542.40	\$ 18,000.00	\$ -	0%
25-38	Donations	\$ -	\$ -	\$ -	\$ -	\$ -	#DIV/0!
25-39	Transfers	\$ 197,765.00	\$ 197,765.00	\$ 197,765.00	\$ 205,700.00	\$ 7,935.00	4%

Fund	Description	FY 2026 Budget	FY 2026 Modified	FY 2026 Actual	FY 2027 Budget	Increase (\$)	Increase (%)
Total		\$ 383,265.00	\$ 383,265.00	\$ 188,743.20	\$ 411,200.00	\$ 27,935.00	7%
25-40	Non Departmental Expense	\$ 207,400.00	\$ 207,400.00	\$ 137,634.69	\$ 227,100.00	\$ 19,700.00	9%
25-41	Concession Stand	\$ 10,100.00	\$ 10,100.00	\$ 615.48	\$ 14,300.00	\$ 4,200.00	42%
25-42	Special Events	\$ 4,800.00	\$ 4,800.00	\$ 90.87	\$ 4,800.00	\$ -	0%
25-43	Races	\$ -	\$ -	\$ -	\$ -	\$ -	#DIV/0!
25-44	Tournaments	\$ 19,800.00	\$ 19,800.00	\$ 1,514.49	\$ 19,800.00	\$ -	0%
25-50	Adult Basketball	\$ -	\$ -	\$ -	\$ -	\$ -	#DIV/0!
25-51	Adult Flag Football	\$ -	\$ -	\$ -	\$ -	\$ -	#DIV/0!
25-52	Adult Soccer	\$ 1,450.00	\$ 1,450.00	\$ -	\$ 1,450.00	\$ -	0%
25-53	Adult Softball	\$ 7,600.00	\$ 7,600.00	\$ 2,105.26	\$ 7,500.00	\$ (100.00)	-1%
25-54	Adult Volleyball	\$ -	\$ -	\$ -	\$ -	\$ -	#DIV/0!
25-55	Pickleball	\$ 7,300.00	\$ 7,300.00	\$ 2,290.03	\$ 7,750.00	\$ 450.00	6%
25-70	Youth Baseball	\$ 29,600.00	\$ 29,600.00	\$ 1,287.34	\$ 29,600.00	\$ -	0%
25-71	Youth Softball	\$ -	\$ -	\$ -	\$ -	\$ -	#DIV/0!
25-72	Youth Basketball	\$ 44,000.00	\$ 44,000.00	\$ 17,123.27	\$ 44,000.00	\$ -	0%
25-73	Youth Flag Football	\$ 6,400.00	\$ 6,400.00	\$ 3,247.84	\$ 6,400.00	\$ -	0%
25-74	Youth Soccer	\$ 18,400.00	\$ 18,400.00	\$ 9,178.22	\$ 18,400.00	\$ -	0%
25-75	Youth Track & Field	\$ 3,200.00	\$ 3,200.00	\$ -	\$ 3,200.00	\$ -	0%
25-76	Youth Volleyball	\$ 2,200.00	\$ 2,200.00	\$ 31.38	\$ 2,200.00	\$ -	0%
25-77	Youth Golf	\$ 4,500.00	\$ 4,500.00	\$ -	\$ 4,500.00	\$ -	0%

25-78	Youth Bowling	\$ 700.00	\$ 700.00	\$ -	\$ -	\$ (700.00)	-100%
25-79	Youth Karate	\$ 315.00	\$ 315.00	\$ 323.93	\$ 400.00	\$ 85.00	27%
25-80	Youth Camps	\$ 3,500.00	\$ 3,500.00	\$ 1,300.40	\$ 5,100.00	\$ 1,600.00	46%
25-81	Youth Teen Game Night	\$ -	\$ -	\$ -	\$ -	\$ -	#DIV/0!
25-82	Youth Floor Hockey	\$ -	\$ -	\$ -	\$ 2,200.00	\$ 2,200.00	#DIV/0!
25-90	Admin Services Charge	\$ 12,000.00	\$ 12,000.00	\$ 12,000.00	\$ 12,500.00	\$ 500.00	4%

Category	FY 2026 Budget	FY 2026 Modified	FY 2026 Actual	FY 2027 Budget
Salaries & Wages	\$ 182,550.00	\$ 182,550.00	\$ 116,597.06	\$ 211,900.00
Benefits	\$ 49,015.00	\$ 49,015.00	\$ 27,755.73	\$ 43,300.00
Contract	\$ -	\$ -	\$ -	\$ -
Materials & Supplies	\$ 44,000.00	\$ 44,000.00	\$ 10,972.41	\$ 45,800.00
Education & Travel	\$ 4,700.00	\$ 4,700.00	\$ 1,939.85	\$ 4,700.00
Operational	\$ 91,000.00	\$ 91,000.00	\$ 19,478.15	\$ 93,600.00
Capital	\$ -	\$ -	\$ -	\$ -
Transfers	\$ 197,765.00	\$ 197,765.00	\$ 197,765.00	\$ 205,700.00
Admin Services	\$ 12,000.00	\$ 12,000.00	\$ 12,000.00	\$ 12,500.00
Donations	\$ -	\$ -	\$ -	\$ -
Intergovernmental Revenue	\$ -	\$ -	\$ -	\$ -
Program Revenue	\$ 167,500.00	\$ 167,500.00	\$ 123,718.48	\$ 187,500.00
Other Revenue	\$ 18,000.00	\$ 18,000.00	\$ 16,542.40	\$ 18,000.00

Fund	Description	FY 2026 Budget	FY 2026 Modified	FY 2026 Actual	FY 2027 Budget	Increase (\$)	Increase (%)
	Total	\$ 697,000.00	\$ 697,000.00	\$ 775,078.96	\$ 122,000.00	\$ (575,000.00)	-82%
26-36	Other Income	\$ 697,000.00	\$ 697,000.00	\$ 775,078.96	\$ 122,000.00	\$ (575,000.00)	-82%

Fund	Description	FY 2026 Budget	FY 2026 Modified	FY 2026 Actual	FY 2027 Budget	Increase (\$)	Increase (%)
	Total	\$ 697,000.00	\$ 697,000.00	\$ 627,552.85	\$ 122,000.00	\$ (575,000.00)	-82%
26-62	Parks & Recreation	\$ 697,000.00	\$ 697,000.00	\$ 627,552.85	\$ 122,000.00	\$ (575,000.00)	-82%

Category	FY 2026 Budget	FY 2026 Modified	FY 2026 Actual	FY 2027 Budget
Salaries & Wages	\$ -	\$ -	\$ -	\$ -
Benefits	\$ -	\$ -	\$ -	\$ -
Materials & Supplies	\$ -	\$ -	\$ -	\$ -
Education & Travel	\$ -	\$ -	\$ -	\$ -
Operational	\$ 7,000.00	\$ 7,000.00	\$ -	\$ 7,000.00
Capital	\$ -	\$ -	\$ -	\$ 115,000.00
Tax Revenue	\$ -	\$ -	\$ -	\$ -
Permit Revenue	\$ -	\$ -	\$ -	\$ -
Intergovernmental Revenue	\$ -	\$ -	\$ -	\$ -
Grant Revenue	\$ -	\$ -	\$ -	\$ -
Other Revenue	\$ 758,980.00	\$ 758,980.00	\$ 775,078.96	\$ 320,000.00

Fund	Description	FY 2026 Budget	FY 2026 Modified	FY 2026 Actual	FY 2027 Budget	Increase (\$)	Increase (%)
Total		\$ 2,388,000.00	\$ 2,388,000.00	\$ 2,091,114.32	\$ 2,762,600.00	\$ 374,600.00	16%
28-33	EMS Intergovernmental Revenue	\$ -	\$ -	\$ -	\$ -	\$ -	#DIV/0!
28-34	Fire Intergovernmental Revenue	\$ 49,000.00	\$ 49,000.00	\$ -	\$ 49,000.00	\$ -	0%
28-35	EMS - Charges for Services	\$ 1,290,000.00	\$ 1,290,000.00	\$ 1,009,900.34	\$ 1,540,000.00	\$ 250,000.00	19%
28-36	Fire - Other Income	\$ 11,000.00	\$ 11,000.00	\$ 8,721.63	\$ 15,000.00	\$ 4,000.00	36%
28-37	EMS - Other Income	\$ 4,100.00	\$ 4,100.00	\$ 65,592.35	\$ 66,500.00	\$ 62,400.00	1522%
28-39	Misc Income	\$ 1,033,900.00	\$ 1,033,900.00	\$ 1,006,900.00	\$ 1,092,100.00	\$ 58,200.00	6%

Fund	Description	FY 2026 Budget	FY 2026 Modified	FY 2026 Actual	FY 2027 Budget	Increase (\$)	Increase (%)
Total		\$ 2,388,000.00	\$ 2,388,000.00	\$ 1,450,580.97	\$ 2,762,600.00	\$ 374,600.00	16%
28-50	Non Departmental Expense	\$ 462,200.00	\$ 462,200.00	\$ 279,128.50	\$ 503,500.00	\$ 41,300.00	9%
28-51	Fire Department Expense	\$ 143,000.00	\$ 143,000.00	\$ 74,045.94	\$ 148,500.00	\$ 5,500.00	4%
28-52	EMS Department Expense	\$ 1,770,600.00	\$ 1,770,600.00	\$ 1,085,206.53	\$ 2,098,100.00	\$ 327,500.00	18%
28-90	Administrative Fees	\$ 12,200.00	\$ 12,200.00	\$ 12,200.00	\$ 12,500.00	\$ 300.00	2%
28-91	Fire Capital Outlay	\$ -	\$ -	\$ -	\$ -	\$ -	#DIV/0!
28-92	EMS Capital Outlay	\$ -	\$ -	\$ -	\$ -	\$ -	#DIV/0!



Category	FY 2026 Budget	FY 2026 Modified	FY 2026 Actual	FY 2027 Budget
Salaries & Wages	\$ 1,333,500.00	\$ 1,333,500.00	\$ 840,362.23	\$ 1,565,800.00
Benefits	\$ 411,700.00	\$ 411,700.00	\$ 247,759.33	\$ 491,000.00
Admin Services	\$ 12,200.00	\$ 12,200.00	\$ 12,200.00	\$ 12,500.00
Materials & Supplies	\$ 107,000.00	\$ 107,000.00	\$ 35,829.00	\$ 107,000.00
Education & Travel	\$ 37,100.00	\$ 37,100.00	\$ 15,017.57	\$ 37,100.00
Operational	\$ 459,500.00	\$ 459,500.00	\$ 292,014.84	\$ 549,200.00
Capital	\$ 27,000.00	\$ 27,000.00	\$ 7,398.00	\$ -
Tax Revenue	\$ -	\$ -	\$ -	\$ -
EMS Charges for Service	\$ 1,290,000.00	\$ 1,290,000.00	\$ 1,009,900.34	\$ 1,540,000.00
EMS Intergovernmental Revenue	\$ -	\$ -	\$ -	\$ -
Fire Intergovernmental Revenue	\$ 49,000.00	\$ 49,000.00	\$ -	\$ 49,000.00
Other Revenue	\$ 1,033,900.00	\$ 1,033,900.00	\$ 1,006,900.00	\$ 1,092,100.00
EMS Other Revenue	\$ 4,100.00	\$ 4,100.00	\$ 65,592.35	\$ 66,500.00
Fire Other Revenue	\$ 11,000.00	\$ 11,000.00	\$ 8,721.63	\$ 15,000.00

Fund	Description	FY 2026 Budget	FY 2026 Modified	FY 2026 Actual	FY 2027 Budget	Increase (\$)	Increase (%)
	Total	\$ 949,800.00	\$ 949,800.00	\$ 790,708.36	\$ 1,000,100.00	\$ 50,300.00	5%
29-31	Taxes	\$ 280,000.00	\$ 280,000.00	\$ 148,398.96	\$ 290,000.00	\$ 10,000.00	4%
29-34	Intergovernmental Revenue	\$ 850,000.00	\$ 850,000.00	\$ 492,477.08	\$ 860,000.00	\$ 10,000.00	1%
29-35	Utility Fee	\$ -	\$ -	\$ -	\$ -	\$ -	#DIV/0!
29-36	Other Income	\$ -	\$ -	\$ -	\$ -	\$ -	#DIV/0!
29-37	Impact Fees	\$ 100,000.00	\$ 100,000.00	\$ 149,832.32	\$ 135,000.00	\$ 35,000.00	35%
29-39	Transfers	\$ (280,200.00)	\$ (280,200.00)	\$ -	\$ (284,900.00)	\$ (4,700.00)	2%

Fund	Description	FY 2026 Budget	FY 2026 Modified	FY 2026 Actual	FY 2027 Budget	Increase (\$)	Increase (%)
	Total	\$ 949,800.00	\$ 949,800.00	\$ 775,811.65	\$ 1,000,100.00	\$ 50,300.00	5%
29-60	Road Departments	\$ 908,800.00	\$ 908,800.00	\$ 765,811.65	\$ 946,600.00	\$ 37,800.00	4%
29-61	Class C Road Project	\$ 41,000.00	\$ 41,000.00	\$ 10,000.00	\$ 41,000.00	\$ -	0%
29-90	Administrative Fees	\$ -	\$ -	\$ -	\$ 12,500.00	\$ 12,500.00	#DIV/0!

Category	FY 2026 Budget	FY 2026 Modified	FY 2026 Actual	FY 2027 Budget
Salaries & Wages	\$ 359,300.00	\$ 359,300.00	\$ 258,940.70	\$ 385,300.00
Benefits	\$ 151,300.00	\$ 151,300.00	\$ 105,884.44	\$ 156,000.00
Contract	\$ -	\$ -	\$ -	\$ -
Materials & Supplies	\$ 125,900.00	\$ 125,900.00	\$ 218,781.00	\$ 130,900.00
Education & Travel	\$ 1,800.00	\$ 1,800.00	\$ 3,144.22	\$ 1,800.00
Operational	\$ 311,500.00	\$ 311,500.00	\$ 189,061.29	\$ 313,600.00
Capital	\$ -	\$ -	\$ -	\$ -
Admin Fees	\$ -	\$ -	\$ -	\$ 12,500.00
Tax Revenue	\$ 280,000.00	\$ 280,000.00	\$ 148,398.96	\$ 290,000.00
Utility Fee	\$ -	\$ -	\$ -	\$ -
Impact Fee	\$ 100,000.00	\$ 100,000.00	\$ 149,832.32	\$ 135,000.00
Intergovernmental Revenue	\$ 850,000.00	\$ 850,000.00	\$ 492,477.08	\$ 860,000.00
Grant Revenue	\$ -	\$ -	\$ -	\$ -
Transfers	\$ (280,200.00)	\$ (280,200.00)	\$ -	\$ (284,900.00)

Other Revenue	\$	-	\$	-	\$	-	\$	-
---------------	----	---	----	---	----	---	----	---

Fund	Description	FY 2026 Budget	FY 2026 Modified	FY 2026 Actual	FY 2027 Budget	Increase (\$)	Increase (%)
	Total	\$ 665,000.00	\$ 665,000.00	\$ 76,000.61	\$ -	\$(665,000.00)	-100%
40-34	Grants	\$ -	\$ -	\$ -	\$ -	\$ -	#DIV/0!
40-36	Interest	\$ 65,000.00	\$ 65,000.00	\$ 76,000.61	\$ -	\$(65,000.00)	-100%
40-38	Capital Project - Fire Department	\$ -	\$ -	\$ -	\$ -	\$ -	#DIV/0!
40-39	Transfers	\$ 600,000.00	\$ 600,000.00	\$ -	\$ -	\$(600,000.00)	-100%

Fund	Description	FY 2026 Budget	FY 2026 Modified	FY 2026 Actual	FY 2027 Budget	Increase (\$)	Increase (%)
	Total	\$ 665,000.00	\$ 665,000.00	\$ 146,935.94	\$ -	\$(665,000.00)	-100%
40-50	Non Departmental Projects	\$ -	\$ -	\$ -	\$ -	\$ -	#DIV/0!
40-51	Civic Center Capital Projects	\$ -	\$ -	\$ 4,147.00	\$ -	\$ -	#DIV/0!
40-54	Police Dept Capital Projects	\$ 50,000.00	\$ 50,000.00	\$ 48,224.00	\$ -	\$(50,000.00)	-100%
40-55	Fire Dept Capital Projects	\$ -	\$ -	\$ -	\$ -	\$ -	#DIV/0!
40-60	Streets Dept Capital Projects	\$ 330,000.00	\$ 330,000.00	\$ -	\$ -	\$(330,000.00)	-100%
40-62	Parks Capital Projects	\$ 160,000.00	\$ 160,000.00	\$ 30,000.00	\$ -	\$(160,000.00)	-100%
40-66	Senior Capital Projects	\$ 25,000.00	\$ 25,000.00	\$ -	\$ -	\$(25,000.00)	-100%
40-69	Cemetery Capital Projects	\$ 75,000.00	\$ 75,000.00	\$ 64,564.94	\$ -	\$(75,000.00)	-100%
40-72	Recreation Capital Projects	\$ -	\$ -	\$ -	\$ -	\$ -	#DIV/0!
40-74	Food Pantry Capital Projects	\$ -	\$ -	\$ -	\$ -	\$ -	#DIV/0!
40-75	Library Capital Projects	\$ 25,000.00	\$ 25,000.00	\$ -	\$ -	\$(25,000.00)	-100%
40-90	Class C Road Project	\$ -	\$ -	\$ -	\$ -	\$ -	#DIV/0!

Category	FY 2026 Budget	FY 2026 Modified	FY 2026 Actual	FY 2027 Budget
Salaries & Wages	\$ -	\$ -	\$ -	\$ -
Benefits	\$ -	\$ -	\$ -	\$ -
Capital	\$ 665,000.00	\$ 665,000.00	\$ 146,935.94	\$ -
Materials & Supplies	\$ -	\$ -	\$ -	\$ -
Education & Travel	\$ -	\$ -	\$ -	\$ -
Operational	\$ -	\$ -	\$ -	\$ -
Tax Revenue	\$ -	\$ -	\$ -	\$ -
Donations	\$ -	\$ -	\$ -	\$ -
Intergovernmental Revenue	\$ -	\$ -	\$ -	\$ -
Transfers	\$ 600,000.00	\$ 600,000.00	\$ -	\$ -
Grant Revenue	\$ -	\$ -	\$ -	\$ -
Other Revenue	\$ 65,000.00	\$ 65,000.00	\$ 76,000.61	\$ -

Fund	Description	FY 2026 Budget	FY 2026 Modified	FY 2026 Actual	FY 2027 Budget	Increase (\$)	Increase (%)
	Total	\$ 592,000.00	\$ 955,000.00	\$ 678,745.19	\$ 165,000.00	\$ (790,000.00)	-83%
41-33	Intergovernmental Revenue	\$ -	\$ -	\$ -	\$ -	\$ -	#DIV/0!
41-36	Miscellaneous Income	\$ 45,000.00	\$ 45,000.00	\$ 28,650.19	\$ -	\$ (45,000.00)	-100%
41-38	Donations	\$ -	\$ -	\$ -	\$ -	\$ -	#DIV/0!
41-39	Transfers	\$ 547,000.00	\$ 910,000.00	\$ 650,095.00	\$ 165,000.00	\$ (745,000.00)	-82%

Fund	Description	FY 2026 Budget	FY 2026 Modified	FY 2026 Actual	FY 2027 Budget	Increase (\$)	Increase (%)
	Total	\$ 592,000.00	\$ 955,000.00	\$ 768,686.75	\$ 165,000.00	\$ (790,000.00)	-83%
41-41	Non Departmental	\$ -	\$ -	\$ -	\$ -	\$ -	#DIV/0!
41-42	Police Department	\$ 320,000.00	\$ 383,000.00	\$ 262,269.71	\$ 165,000.00	\$ (218,000.00)	-57%
41-43	Building Department	\$ -	\$ -	\$ -	\$ -	\$ -	#DIV/0!
41-44	Street Department	\$ 240,000.00	\$ 240,000.00	\$ 190,558.04	\$ -	\$ (240,000.00)	-100%
41-45	Senior Program	\$ -	\$ -	\$ -	\$ -	\$ -	#DIV/0!
41-46	Home Delivered Meals	\$ 32,000.00	\$ 32,000.00	\$ 30,204.00	\$ -	\$ (32,000.00)	-100%
41-47	Cemetery	\$ -	\$ -	\$ -	\$ -	\$ -	#DIV/0!
41-48	Parks	\$ -	\$ -	\$ -	\$ -	\$ -	#DIV/0!
41-49	Fire Department	\$ -	\$ 300,000.00	\$ 285,655.00	\$ -	\$ (300,000.00)	-100%
41-50	Food Pantry	\$ -	\$ -	\$ -	\$ -	\$ -	#DIV/0!
41-51	Civic Center	\$ -	\$ -	\$ -	\$ -	\$ -	#DIV/0!
41-52	Library	\$ -	\$ -	\$ -	\$ -	\$ -	#DIV/0!
41-90	Transfer to Other Funds	\$ -	\$ -	\$ -	\$ -	\$ -	#DIV/0!

Category	FY 2026 Budget	FY 2026 Modified	FY 2026 Actual	FY 2027 Budget
Salaries & Wages	\$ -	\$ -	\$ -	\$ -
Benefits	\$ -	\$ -	\$ -	\$ -
Contract	\$ -	\$ -	\$ -	\$ -
Materials & Supplies	\$ -	\$ -	\$ -	\$ -
Education & Travel	\$ -	\$ -	\$ -	\$ -
Operational	\$ -	\$ -	\$ -	\$ -
Capital	\$ 592,000.00	\$ 955,000.00	\$ 768,686.75	\$ 165,000.00
Tax Revenue	\$ -	\$ -	\$ -	\$ -
Donations	\$ -	\$ -	\$ -	\$ -
Intergovernmental Revenue	\$ -	\$ -	\$ -	\$ -
Transfers	\$ 547,000.00	\$ 910,000.00	\$ 650,095.00	\$ 165,000.00
Grant Revenue	\$ -	\$ -	\$ -	\$ -
Other Revenue	\$ 45,000.00	\$ 45,000.00	\$ 28,650.19	\$ -

Fund	Description	FY 2026 Budget	FY 2026 Modified	FY 2026 Actual	FY 2027 Budget	Increase (\$)	Increase (%)
	Total	\$ 1,837,000.00	\$ 1,837,000.00	\$ 100,204.34	\$ -	\$ (1,837,000.00)	-100%
42-31	Source: 31	\$ -	\$ -	\$ -	\$ -	\$ -	#DIV/0!
42-34	Grants	\$ -	\$ -	\$ -	\$ -	\$ -	#DIV/0!
42-36	Interest	\$ 120,000.00	\$ 120,000.00	\$ 100,204.34	\$ -	\$ (120,000.00)	-100%
42-37	Impact Fee	\$ -	\$ -	\$ -	\$ -	\$ -	#DIV/0!
42-38	Collection on Receivable	\$ -	\$ -	\$ -	\$ -	\$ -	#DIV/0!
42-39	Transfers	\$ 1,717,000.00	\$ 1,717,000.00	\$ -	\$ -	\$ (1,717,000.00)	-100%
42-40	Transfer to Other Funds	\$ -	\$ -	\$ -	\$ -	\$ -	#DIV/0!

Fund	Description	FY 2026 Budget	FY 2026 Modified	FY 2026 Actual	FY 2027 Budget	Increase (\$)	Increase (%)
	Total	\$ 1,837,000.00	\$ 1,837,000.00	\$ 20,977.35	\$ -	\$ (1,837,000.00)	-100%
42-51	Transportation Capacity Project	\$ 1,837,000.00	\$ 1,837,000.00	\$ 20,977.35	\$ -	\$ (1,837,000.00)	-100%

Category	FY 2026 Budget	FY 2026 Modified	FY 2026 Actual	FY 2027 Budget
Salaries & Wages	\$ -	\$ -	\$ -	\$ -
Benefits	\$ -	\$ -	\$ -	\$ -
Contract	\$ -	\$ -	\$ -	\$ -
Materials & Supplies	\$ -	\$ -	\$ -	\$ -
Education & Travel	\$ -	\$ -	\$ -	\$ -
Operational	\$ -	\$ -	\$ -	\$ -
Capital	\$ 1,837,000.00	\$ 1,837,000.00	\$ 20,977.35	\$ -
Tax Revenue	\$ -	\$ -	\$ -	\$ -
Permit Revenue	\$ -	\$ -	\$ -	\$ -
Intergovernmental Revenue	\$ -	\$ -	\$ -	\$ -
Impact Fee	\$ -	\$ -	\$ -	\$ -
Grant Revenue	\$ -	\$ -	\$ -	\$ -
Transfers	\$ 1,717,000.00	\$ 1,717,000.00	\$ -	\$ -
Other Revenue	\$ 120,000.00	\$ 120,000.00	\$ 100,204.34	\$ -

Fund	Description	FY 2026 Budget	FY 2026 Modified	FY 2026 Actual	FY 2027 Budget	Increase (\$)	Increase (%)
	Total	\$ 5,184,400.00	\$ 6,684,400.00	\$ 2,683,432.72	\$ 7,502,000.00	\$ 817,600.00	12%
51-36	Other Revenue	\$ 663,500.00	\$ 663,500.00	\$ 228,514.27	\$ 4,264,500.00	\$ 3,601,000.00	543%
51-37	Utility Revenue	\$ 2,767,500.00	\$ 2,767,500.00	\$ 2,058,206.60	\$ 2,777,500.00	\$ 10,000.00	0%
51-38	Contributions & Transfers	\$ 1,438,400.00	\$ 2,938,400.00	\$ -	\$ -	\$ (2,938,400.00)	-100%
51-39	Impact Fees	\$ 315,000.00	\$ 315,000.00	\$ 396,711.85	\$ 460,000.00	\$ 145,000.00	46%

Fund	Description	FY 2026 Budget	FY 2026 Modified	FY 2026 Actual	FY 2027 Budget	Increase (\$)	Increase (%)
	Total	\$ 5,184,400.00	\$ 6,684,400.00	\$ 2,020,612.84	\$ 6,931,820.00	\$ 247,420.00	4%
51-40	Transfer to Other Funds	\$ -	\$ -	\$ -	\$ -	\$ -	#DIV/0!
51-70	Water Department Utility Fund	\$ 2,484,500.00	\$ 3,984,500.00	\$ 1,511,576.65	\$ 6,166,420.00	\$ 2,181,920.00	55%
51-71	Sewer Department	\$ -	\$ -	\$ -	\$ -	\$ -	#DIV/0!
51-74	Storm Drain Utility	\$ -	\$ -	\$ -	\$ -	\$ -	#DIV/0!
51-80	Secondary Water	\$ 2,665,400.00	\$ 2,665,400.00	\$ 474,536.19	\$ 729,900.00	\$ (1,935,500.00)	-73%
51-90	Admin Service Charges	\$ 34,500.00	\$ 34,500.00	\$ 34,500.00	\$ 35,500.00	\$ 1,000.00	3%
51-99	Budget to GAAP Debt Process	\$ -	\$ -	\$ -	\$ -	\$ -	#DIV/0!

Category	FY 2026 Budget	FY 2026 Modified	FY 2026 Actual	FY 2027 Budget
Salaries & Wages	\$ 515,300.00	\$ 515,300.00	\$ 351,380.28	\$ 609,700.00
Benefits	\$ 226,700.00	\$ 226,700.00	\$ 156,831.12	\$ 305,200.00
Contract	\$ -	\$ -	\$ -	\$ -
Materials & Supplies	\$ 225,700.00	\$ 225,700.00	\$ 204,400.44	\$ 91,200.00
Education & Travel	\$ 4,500.00	\$ 4,500.00	\$ 6,293.68	\$ 4,900.00
Operational	\$ 2,237,700.00	\$ 2,237,700.00	\$ 591,770.35	\$ 1,885,320.00
Capital	\$ 1,940,000.00	\$ 3,440,000.00	\$ 675,436.97	\$ 4,000,000.00
Admin Services	\$ 34,500.00	\$ 34,500.00	\$ 34,500.00	\$ 35,500.00
Tax Revenue	\$ -	\$ -	\$ -	\$ -
Permit Revenue	\$ -	\$ -	\$ -	\$ -
Intergovernmental Revenue	\$ -	\$ -	\$ -	\$ -
Grant Revenue	\$ -	\$ -	\$ -	\$ -

Transfers	\$ 1,438,400.00	\$ 2,938,400.00	\$ -	\$ -
Utility Revenue	\$ 2,767,500.00	\$ 2,767,500.00	\$ 2,058,206.60	\$ 2,777,500.00
Impact Fees	\$ 315,000.00	\$ 315,000.00	\$ 396,711.85	\$ 460,000.00
Other Revenue	\$ 663,500.00	\$ 663,500.00	\$ 228,514.27	\$ 4,264,500.00

Fund	Description	FY 2026 Budget	FY 2026 Modified	FY 2026 Actual	FY 2027 Budget	Increase (\$)	Increase (%)
Total		\$ 9,292,700.00	\$ 9,292,700.00	\$ 1,843,268.93	\$ 2,414,000.00	\$ (6,878,700.00)	-74%
52-34	Other Intergovernmental Revenue	\$ -	\$ -	\$ -	\$ -	\$ -	#DIV/0!
52-36	Other Income	\$ 251,000.00	\$ 251,000.00	\$ 214,447.20	\$ 251,000.00	\$ -	0%
52-37	Utility Revenue	\$ 1,903,000.00	\$ 1,903,000.00	\$ 1,403,962.72	\$ 1,903,000.00	\$ -	0%
52-38	Contributions & Transfers	\$ 6,958,700.00	\$ 6,958,700.00	\$ -	\$ -	\$ (6,958,700.00)	-100%
52-39	Impact Fees	\$ 180,000.00	\$ 180,000.00	\$ 224,859.01	\$ 260,000.00	\$ 80,000.00	44%

Fund	Description	FY 2026 Budget	FY 2026 Modified	FY 2026 Actual	FY 2027 Budget	Increase (\$)	Increase (%)
Total		\$ 9,292,700.00	\$ 9,292,700.00	\$ 1,257,604.10	\$ 2,243,200.00	\$ (7,049,500.00)	-76%
52-72	Treatment Plant	\$ 8,957,600.00	\$ 8,957,600.00	\$ 1,073,492.10	\$ 1,900,500.00	\$ (7,057,100.00)	-79%
52-73	Compost Operations	\$ 325,500.00	\$ 325,500.00	\$ 174,512.00	\$ 318,200.00	\$ (7,300.00)	-2%
52-80	Budget to GAAP Debt Proceeds	\$ -	\$ -	\$ -	\$ -	\$ -	#DIV/0!
52-90	Admin Service Charges	\$ 9,600.00	\$ 9,600.00	\$ 9,600.00	\$ 24,500.00	\$ 14,900.00	155%

Category	FY 2026 Budget	FY 2026 Modified	FY 2026 Actual	FY 2027 Budget
Salaries & Wages	\$ 513,500.00	\$ 513,500.00	\$ 326,740.65	\$ 575,400.00
Benefits	\$ 276,800.00	\$ 276,800.00	\$ 163,108.56	\$ 291,700.00
Contract	\$ -	\$ -	\$ -	\$ -
Materials & Supplies	\$ 134,100.00	\$ 134,100.00	\$ 91,115.83	\$ 144,100.00
Education & Travel	\$ 4,000.00	\$ 4,000.00	\$ 4,252.75	\$ 4,600.00
Operational	\$ 1,144,700.00	\$ 1,144,700.00	\$ 344,263.68	\$ 1,202,900.00
Capital	\$ 7,210,000.00	\$ 7,210,000.00	\$ 318,522.63	\$ -
Admin Services	\$ 9,600.00	\$ 9,600.00	\$ 9,600.00	\$ 24,500.00
Tax Revenue	\$ -	\$ -	\$ -	\$ -
Permit Revenue	\$ -	\$ -	\$ -	\$ -
Intergovernmental Revenue	\$ -	\$ -	\$ -	\$ -
Transfers	\$ 6,958,700.00	\$ 6,958,700.00	\$ -	\$ -
Impact Fees	\$ 180,000.00	\$ 180,000.00	\$ 224,859.01	\$ 260,000.00
Grant Revenue	\$ -	\$ -	\$ -	\$ -

Utility Revenue	\$ 1,903,000.00	\$ 1,903,000.00	\$ 1,403,962.72	\$ 1,903,000.00
Other Revenue	\$ 251,000.00	\$ 251,000.00	\$ 214,447.20	\$ 251,000.00

Fund	Description	FY 2026 Budget	FY 2026 Modified	FY 2026 Actual	FY 2027 Budget	Increase (\$)	Increase (%)
	Total	\$ 549,150.00	\$ 549,150.00	\$ 284,290.83	\$ 406,400.00	\$ (142,750.00)	-26%
54-36	Other Revenue	\$ 10,000.00	\$ 10,000.00	\$ 14,978.88	\$ 10,000.00	\$ -	0%
54-37	Utility Revenue	\$ 285,500.00	\$ 285,500.00	\$ 198,778.65	\$ 296,400.00	\$ 10,900.00	4%
54-38	Contributions & Transfers	\$ 171,650.00	\$ 171,650.00	\$ -	\$ -	\$ (171,650.00)	-100%
54-39	Impact Fees	\$ 82,000.00	\$ 82,000.00	\$ 70,533.30	\$ 100,000.00	\$ 18,000.00	22%

Fund	Description	FY 2026 Budget	FY 2026 Modified	FY 2026 Actual	FY 2027 Budget	Increase (\$)	Increase (%)
	Total	\$ 549,150.00	\$ 549,150.00	\$ 373,725.78	\$ 393,150.00	\$ (156,000.00)	-28%
54-40	Department: 40	\$ -	\$ -	\$ -	\$ -	\$ -	#DIV/0!
54-71	Sewer Department	\$ 525,150.00	\$ 525,150.00	\$ 349,725.78	\$ 383,150.00	\$ (142,000.00)	-27%
54-90	Admin Service Charges	\$ 24,000.00	\$ 24,000.00	\$ 24,000.00	\$ 10,000.00	\$ (14,000.00)	-58%

Category	FY 2026 Budget	FY 2026 Modified	FY 2026 Actual	FY 2027 Budget
Salaries & Wages	\$ 106,400.00	\$ 106,400.00	\$ 64,663.45	\$ 153,100.00
Benefits	\$ 42,000.00	\$ 42,000.00	\$ 26,429.56	\$ 74,400.00
Contract	\$ -	\$ -	\$ -	\$ -
Materials & Supplies	\$ 19,000.00	\$ 19,000.00	\$ 8,956.04	\$ 19,000.00
Education & Travel	\$ 1,900.00	\$ 1,900.00	\$ 1,328.00	\$ 2,000.00
Operational	\$ 355,850.00	\$ 355,850.00	\$ 248,348.73	\$ 134,650.00
Capital	\$ -	\$ -	\$ -	\$ -
Admin Services	\$ 24,000.00	\$ 24,000.00	\$ 24,000.00	\$ 10,000.00
Tax Revenue	\$ -	\$ -	\$ -	\$ -
Permit Revenue	\$ -	\$ -	\$ -	\$ -
Intergovernmental Revenue	\$ -	\$ -	\$ -	\$ -
Grant Revenue	\$ -	\$ -	\$ -	\$ -
Transfers	\$ 171,650.00	\$ 171,650.00	\$ -	\$ -
Impact Fees	\$ 82,000.00	\$ 82,000.00	\$ 70,533.30	\$ 100,000.00
Utility Revenue	\$ 285,500.00	\$ 285,500.00	\$ 198,778.65	\$ 296,400.00
Other Revenue	\$ 10,000.00	\$ 10,000.00	\$ 14,978.88	\$ 10,000.00

Fund	Description	FY 2026 Budget	FY 2026 Modified	FY 2026 Actual	FY 2027 Budget	Increase (\$)	Increase (%)
	Total	\$ 545,000.00	\$ 545,000.00	\$ 375,340.21	\$ 564,000.00	\$ 19,000.00	3%
55-36	Other Revenue	\$ 64,000.00	\$ 64,000.00	\$ 42,403.40	\$ 64,000.00	\$ -	0%
55-37	Utility Revenue	\$ 212,000.00	\$ 212,000.00	\$ 142,080.91	\$ 220,000.00	\$ 8,000.00	4%
55-38	Contributions & Transfers	\$ -	\$ -	\$ -	\$ -	\$ -	#DIV/0!
55-39	Impact Fees	\$ 269,000.00	\$ 269,000.00	\$ 190,855.90	\$ 280,000.00	\$ 11,000.00	4%

Fund	Description	FY 2026 Budget	FY 2026 Modified	FY 2026 Actual	FY 2027 Budget	Increase (\$)	Increase (%)
	Total	\$ 545,000.00	\$ 545,000.00	\$ 318,571.32	\$ 240,050.00	\$ (304,950.00)	-56%
55-40	Storm Drain Utility Fund	\$ 521,800.00	\$ 521,800.00	\$ 295,371.32	\$ 216,050.00	\$ (305,750.00)	-59%
55-70	Department: 70	\$ -	\$ -	\$ -	\$ -	\$ -	#DIV/0!
55-90	Admin Service Charges	\$ 23,200.00	\$ 23,200.00	\$ 23,200.00	\$ 24,000.00	\$ 800.00	3%
55-99	Department: 99	\$ -	\$ -	\$ -	\$ -	\$ -	#DIV/0!

Category	FY 2026 Budget	FY 2026 Modified	FY 2026 Actual	FY 2027 Budget
Salaries & Wages	\$ 88,200.00	\$ 88,200.00	\$ 17,152.46	\$ 37,200.00
Benefits	\$ 52,000.00	\$ 52,000.00	\$ 7,662.26	\$ 20,300.00
Contract	\$ -	\$ -	\$ -	\$ -
Materials & Supplies	\$ 5,700.00	\$ 5,700.00	\$ 950.28	\$ 5,700.00
Education & Travel	\$ -	\$ -	\$ -	\$ -
Operational	\$ 375,900.00	\$ 375,900.00	\$ 234,941.51	\$ 152,850.00
Capital	\$ -	\$ -	\$ 34,664.81	\$ -
Admin Services	\$ 23,200.00	\$ 23,200.00	\$ 23,200.00	\$ 24,000.00
Tax Revenue	\$ -	\$ -	\$ -	\$ -
Permit Revenue	\$ -	\$ -	\$ -	\$ -
Intergovernmental Revenue	\$ -	\$ -	\$ -	\$ -
Transfers	\$ -	\$ -	\$ -	\$ -
Impact Fees	\$ 269,000.00	\$ 269,000.00	\$ 190,855.90	\$ 280,000.00
Grant Revenue	\$ -	\$ -	\$ -	\$ -
Utility Revenue	\$ 212,000.00	\$ 212,000.00	\$ 142,080.91	\$ 220,000.00

Other Revenue	\$	64,000.00	\$	64,000.00	\$	42,403.40	\$	64,000.00
---------------	----	-----------	----	-----------	----	-----------	----	-----------

Fund	Description	FY 2026 Budget	FY 2026 Modified	FY 2026 Actual	FY 2027 Budget	Increase (\$)	Increase (%)
	Total	\$ 912,200.00	\$ 912,200.00	\$ 640,397.12	\$ 945,500.00	\$ 33,300.00	4%
57-36	Other Revenue	\$ 4,000.00	\$ 4,000.00	\$ 3,912.87	\$ 4,000.00		
57-37	Charges for Service	\$ 941,500.00	\$ 941,500.00	\$ 636,484.25	\$ 941,500.00		
57-38	Contributions & Transfers	\$ (33,300.00)	\$ (33,300.00)	\$ -	\$ -		

Fund	Description	FY 2026 Budget	FY 2026 Modified	FY 2026 Actual	FY 2027 Budget	Increase (\$)	Increase (%)
	Total	\$ 912,200.00	\$ 912,200.00	\$ 544,884.62	\$ 912,900.00	\$ 700.00	0%
57-40	Solid Waste Fund	\$ 910,500.00	\$ 910,500.00	\$ 543,184.62	\$ 911,100.00		
57-90	Admin Service Charges	\$ 1,700.00	\$ 1,700.00	\$ 1,700.00	\$ 1,800.00		

Category	FY 2026 Budget	FY 2026 Modified	FY 2026 Actual	FY 2027 Budget
Salaries & Wages	\$ -	\$ -	\$ -	\$ -
Benefits	\$ -	\$ -	\$ -	\$ -
Contract	\$ -	\$ -	\$ -	\$ -
Materials & Supplies	\$ -	\$ -	\$ 89.53	\$ 100.00
Education & Travel	\$ -	\$ -	\$ -	\$ -
Operational	\$ 910,500.00	\$ 910,500.00	\$ 543,095.09	\$ 911,000.00
Capital	\$ -	\$ -	\$ -	\$ -
Admin Services	\$ 1,700.00	\$ 1,700.00	\$ 1,700.00	\$ 1,800.00
Tax Revenue	\$ -	\$ -	\$ -	\$ -
Permit Revenue	\$ -	\$ -	\$ -	\$ -
Intergovernmental Revenue	\$ -	\$ -	\$ -	\$ -
Charges for Service	\$ 941,500.00	\$ 941,500.00	\$ 636,484.25	\$ 941,500.00
Transfers	\$ (33,300.00)	\$ (33,300.00)	\$ -	\$ -
Grant Revenue	\$ -	\$ -	\$ -	\$ -
Other Revenue	\$ 4,000.00	\$ 4,000.00	\$ 3,912.87	\$ 4,000.00

RESOLUTION 26-24

A RESOLUTION APPOINTING LINSEY NESSEN AS A MEMBER OF THE UTAH TELECOMMUNICATION OPEN INFRASTRUCTURE AGENCY (UTOPIA) BOARD OF DIRECTORS AND APPOINTING JAMI HEINER AS AN ALTERNATE MEMBER OF THE UTOPIA BOARD OF DIRECTORS

WHEREAS, on April 30, 2002, the Tremonton City Council adopted Resolution No. 02-06 authorizing the City to enter into an Interlocal Cooperative Agreement to form the Utah Telecommunication Open Infrastructure Agency (UTOPIA), to become a member of UTOPIA and to appoint a member of the Boards of Directors; and

WHEREAS, since 2009 Tremonton City has had a representative serving as a member of the UTOPIA Board of Directors representing Tremonton City; and

WHEREAS, state law and local ordinance requires the appointment of a member of the UTOPIA Board of Directors with the advice and consent of the City Council; and

WHEREAS, it is recommended that the City Council appoints Linsey Nessen as Tremonton City representative serving on the UTOPIA Board of Directors; and

WHEREAS, it is recommended that the City Council appoint an alternate Tremonton City representative serving on the UTOPIA Board of Directors when Linsey Nessen is unable to attend or participate in a UTOPIA Board of Directors Meeting; and

WHEREAS, it is recommended that Jami Heiner be appointed to serve as an alternate member of the UTOPIA Board of Directors.

NOW THEREFORE BE IT RESOLVED that the City Council hereby appoints Linsey Nessen as a member of the UTOPIA Board of Directors and appoints Jami Heiner as an alternate member of the UTOPIA Board of Directors.

Adopted and passed by the governing body of Tremonton City on this 5th day of May, 2026. Resolution to become effective upon adoption.

TREMONTON CITY
A Utah Municipal Corporation

By _____
Bret Rohde, Mayor

ATTEST:

Cynthia Nelson, City Recorder

RESOLUTION NO. 26-25

A RESOLUTION APPROVING A MEMORANDUM OF UNDERSTANDING (MOU) BETWEEN WEST LIBERTY FOODS (WLF), AND THE TREMONTON FIRE DEPARTMENT FOR HAZ MAT RESPONSE

WHEREAS, the Tremonton City Fire Department (hereinafter “Tremonton Fire”) provides Hazardous materials, fire and emergency medical services within the jurisdiction of Tremonton City and surrounding areas; and

WHEREAS, West Liberty Foods, has requested to enter a MOU with Tremonton Fire for the provision of Haz Mat response to support West Liberty Foods safety plan for the next 5 years

WHEREAS, the proposed agreement outlines the terms and responsibilities related to the safe and response to emergencies, specifically Hazardous material spills and incidents of that nature; and

WHEREAS, the Tremonton City Council finds that entering into this agreement is in the best interest of public health, safety, and welfare and supports the mission of the Tremonton Fire Department to provide high-quality Haz Mat response;

NOW THEREFORE BE IT RESOLVED by the City Council of Tremonton, Utah as follows:

APPROVAL OF AGREEMENT. The City Council hereby approves the MOU between West Liberty Foods, and the Tremonton Fire Department, as presented and reviewed in Exhibit “A”.

AUTHORIZATION TO EXECUTE. The Mayor is hereby authorized to execute the MOU on behalf of Tremonton City, with such minor modifications as may be necessary and approved by the City Attorney and Fire Chief, provided such modifications do not materially alter the substance of the agreement.

Adopted and passed by the governing body of Tremonton City this 5th day of May, 2026. Resolution to become effective upon adoption.

TREMONTON CITY
A Utah Municipal Corporation

By _____
Bret Rohde, Mayor

ATTEST:

Cynthia Nelson, Recorder

EXHIBIT "A"

**MEMORANDUM OF UNDERSTANDING BETWEEN THE CITY OF
TREMONTON AND WEST LIBERTY FOODS, L.L.C.**

This Memorandum of Understanding (the "MOU") is entered into on this ____ day of _____, 2026 ("Effective Date") by and between City of Tremonton (the "Fire Department"), a Utah municipality located at 95 S 100 W, Tremonton, UT 84337; and West Liberty Foods, L.L.C. (the "Organization"), a private limited liability company with its principal place of business at 705 N 2000 W Tremonton, UT 84337("Plant"). The Fire Department and the Organization are collectively referred to as the "Parties" and individually as a "Party."

RECITALS

WHEREAS, the Fire Department provides fire protection, emergency response, and related services within the City of Tremonton and surrounding areas;

WHEREAS, the Organization seeks to utilize a HAZMAT response team of the Fire Department to handle accidental release of hazardous chemicals or other HAZMAT emergencies;

WHEREAS, the Parties desire to establish a cooperative framework for the provision of fire protection and HAZMAT services by the Fire Department to the Organization, ensuring public safety while clarifying responsibilities, duration, renewal, and financial arrangements;

NOW, THEREFORE, in consideration of the mutual promises and covenants contained herein, the Parties agree as follows:

1. Purpose and Scope. The purpose of this MOU is to establish a clear, coordinated plan for emergency response to hazardous materials incidents at the Plant, and to coordinate the Fire Department's efforts in responding to HAZMAT emergencies in compliance with OSHA's HAZWOPER standard (29 C.F.R. §1910.120) and applicable Utah law. The scope includes:

- a. Pre-incident planning and training.
- b. Response to the HAZMAT technician level as defined in NFPA 470 of the Fire Department.
- c. Reimbursement of the Fire Department for supplies used during any incident.
- d. The Parties may enter into separate agreements for specific projects if needed.

2. Duties of the Parties.

a. Fire Department:

- i. Provide emergency response assistance to hazardous materials releases at the Plant, including chemical, flammable, explosive, or toxic materials.
- ii. Provide incident command and mitigation during a hazardous materials emergencies, consistent with the Fire Department's training and capabilities.
- iii. Coordinate with Plant personnel during pre-incident planning and during any emergency. Participate in annual site walkthroughs and coordination meetings.
- iv. Review facility hazards and safety data sheets (SDSs) provided by the Plant.
- v. Coordinate with the Organization on response protocols and notifications.

b. Organization:

- i. Provide timely access to facilities/sites and relevant information (e.g., site plans, hazardous materials lists).
- ii. Comply with all Fire Department recommendations and local fire codes.
- iii. Notify the Fire Department of any scheduled activities requiring services at least 14 days in advance.
- iv. Provide calibrated Monitoring Equipment for the target Hazards associated with operations at the facility for use by the Fire Department during emergency responses
- v. The Plant shall indemnify, defend, and hold harmless the Fire Department, its officers, employees, agents, and volunteers from and against any and all claims, demands, actions, damages, liabilities, losses, costs, and expenses (including reasonable attorney fees) arising out of or related to (i) the Plant's operations, facilities, equipment, hazardous materials, or activities; (ii) any condition of the Plant's property; or (iii) the negligent or wrongful acts or omissions of the Plant, its officers, employees, contractors, or agents.
- vi. Organization further acknowledges that it is ultimately responsible for the safety and well-being of the Plant, including responding to and preventing emergency situations. Organization and Fire Department are entering into this MOU for the sole purpose of ensuring proper coordination and training between Organization and Fire Department and nothing in this MOU shall be construed to shift any responsibility from Organization in responding to any emergency situation at the Plant to the Fire Department.

c. Dispatch and Communications:

- i. The Organization will immediately notify the Fire Department through central dispatch of any suspected hazardous materials release requiring emergency assistance.
- ii. The Fire Department will respond according to its standard emergency-response protocols.
- iii. Both parties will maintain 24/7 communication capabilities.
- iv. A unified incident command structure (ICS) will be used during emergencies.

d. Documentation and Recordkeeping:

- i. The Parties shall keep regular records of the following:
 1. Records of coordination meetings
 2. Training certifications (Fire Department)
 3. SDSs and hazard inventories (Organization)
 4. Incident reports for any emergency response consistent with ordinary practices of the Fire Department

3. Term. This MOU shall be effective as of the date first written above and shall remain in full force and effect for an initial period of 5 year ending on _____, unless terminated earlier as provided herein. The Parties may extend services beyond this term through mutual agreement.

4. Renewal. This MOU may be renewed for additional periods of 1 year upon mutual written agreement of the Parties. To initiate renewal:

- a. Either Party may request renewal in writing at 60 days prior to the expiration of the current term.
- b. The Parties shall meet to review performance, update terms if necessary, and execute an amendment or new MOU.
- c. If no agreement is reached by the expiration date, the MOU shall terminate automatically without further notice.
- d. Amendments to this MOU during the term or renewal must be in writing and signed by authorized representatives of both Parties.

5. Cost of Services and Donation. The Organization shall reimburse the Fire Department for the costs associated with providing services under this MOU as follows:

a. *Initial Payment:* Upon execution of this MOU, the Organization shall donate to the Fire Department **\$10,000** for the purchase of personal protective equipment (PPE) and other equipment, including but not limited to _____, and related equipment necessary for the mitigation, monitoring, and containment of hazardous chemical incidents.

b. *Annual Maintenance Payment (Years 1–5):* For each of the first five (5) years following the Initial donation, the Organization shall donate to the Fire Department an annual amount of **\$2,000** for the maintenance and replacement of equipment (including but not limited to Level A suits with a 10-year shelf life, sensors with a two- to three-year shelf life, and calibration of monitoring equipment). This cost would be capped at \$10,000 for the first 5 years after which this MOU will be revisited by the Parties.

c. *Additional Reimbursements (Years 1–5):* If, in any of the first five (5) years, the actual cost of materials or equipment consumed or damaged during an incident response exceeds the \$2,000 annual maintenance donation for that year, the Fire Department shall provide the Organization with an itemized invoice of such excess costs. The Organization shall reimburse the Fire Department for these documented excess costs. This cost would count toward the \$10,000 cap on annual donations for the first 5 years. Notwithstanding, the \$10,000 cap shall not cap or limit the Organization’s obligations for reimbursement of excess costs.

6. Protocols. The parties further agree as follows:

a. Fire Department provides emergency response services within Tremonton in accordance with applicable law, policy, and operational discretion, regardless of whether any MOU is in effect. This MOU shall not be construed to create any additional duty, obligation, or standard of care on the part of the Fire Department, nor shall it be interpreted to grant Organization priority, preference, or guaranteed response over any other emergency, incident, or call for service to which the Fire Department may respond. Fire Department may continue to adopt policies and procedures for responding to various incidents, emergencies, or calls and this MOU may or may not be considered in adopting any relevant policies or procedures.

b. In responding to any emergency or incident under this MOU, the Fire Department shall determine operational strategy and tactics in its sole professional discretion. Consistent with generally accepted fire service standards and applicable law, the Fire Department shall prioritize life safety and the preservation of human life over the protection of property. Nothing in this MOU shall be construed to require the Fire Department to take any action that, in its judgment, would unreasonably endanger its personnel or the public for the purpose of protecting property.

7. Termination. Either Party may terminate this MOU:
- a. Upon 30 days written notice to the other Party; or
 - b. Immediately upon material breach by the other Party, provided the breaching Party is given 10 days to cure the breach.
 - c. Upon termination, the Parties shall complete any ongoing services and settle outstanding payments within 60 days.

8. Insurance and Indemnification. Each Party shall maintain adequate insurance coverage for its activities. The Organization agrees to indemnify and hold harmless the Fire Department from any claims arising from the Organization's use of the services, except for the Fire Department's gross negligence. The Fire Department provides no warranties regarding service outcomes.

9. No Waiver of Governmental Immunity. Nothing in this MOU shall be construed as a waiver by the Fire Department of any rights, defenses, or immunities provided under the Utah Governmental Immunity Act, Utah Code Ann. § 63G-7-101 et seq., or any other applicable federal, state, or local law. The Fire Department expressly retains all immunities, defenses, damage caps, and limitations of liability available to it as a governmental entity. No term of this Agreement shall be interpreted as consent to suit beyond that expressly provided by statute.

10. Governing Law. This MOU shall be governed by the laws of the State of Utah. Any disputes shall be resolved through mediation followed by litigation in Box Elder County courts.

11. Entire Agreement. This MOU constitutes the entire understanding between the Parties and supersedes all prior agreements. It may only be modified in writing signed by both Parties.

12. Severability. If any provision is held invalid, the remainder shall continue in full force.

IN WITNESS WHEREOF, the Parties have executed this MOU as of the date first above written.

TREMONTON CITY
A Utah Municipality

Bret Rohde, Mayor

Date: _____

ATTEST:

Cynthia Nelson, City Recorder

Date: _____

WEST LIBERTY FOODS, L.L.C.

By: _____

Its: _____

Date: _____

AGENDA ITEM REQUEST FORM

Date of Meeting: Next available

Department: Police Department

Presenter: Chief Cordova

Time Needed to Present: 30 Min

1. ITEM TITLE: (How it should appear on the Agenda)

Consideration of a contract with Garland City for police services.

2. THE "PLAIN ENGLISH" SUMMARY:

(Write 1-2 sentences explaining what this does and WHY it matters to the average resident. This will be printed on the agenda.)

Example: "Amends the City Code to allow for 'Food Truck Fridays' in the downtown zone to encourage economic activity."

A contract with Garland City would help with funding and stability in our police department. We would provide this service to Garland for a yearly fee. This is clean and simple.

3. STRATEGIC GOAL ALIGNMENT:

(Which City Goal does this support?)

Fiscal Responsibility

Infrastructure & Growth

Public Safety

Community Engagement / Quality of Life

4. TYPE OF ACTION:

Consent Agenda (Routine/Contract/Appointment)

Strategic Business (Ordinance/Policy Change - Requires Public Input)

Work Session Only (Discussion/Update)

5. BUDGET IMPACT:

\$ It would add \$700,000 (Funding Source: Garland City)



PROPERTY RIGHTS OMBUDSMAN RESOURCE

<https://commerce.utah.gov/propertyrights/find-the-law/legal-topics/temporary-land-use-regulation-moratorium/>



COUNTERVAILING PUBLIC INTEREST

WHY A TEMPORARY PAUSE SUPPORTS RESPONSIBLE GROWTH

Public Health and Safety

- Current growth projections are outpacing several foundational infrastructure planning documents. A moratorium would allow staff time to update our Capitol Facilities Plans (CFPs). Without these updated plans the city risks approving growth without clear infrastructure capacity analysis.

Municipal Code Review and Revision

- A moratorium is a chance for staff to make sure that ordinances are drafted and adopted that would help the land use approval process proceed in a consistent, efficient and legally sound manner

ULCT Debrief & Three-Year Strategy Discussion

Tremonton City Council Meeting

Prepared by Mayor Bret Rohde | April 2026

Why we're talking about this tonight

Five of us went to ULCT this year. That's a lot of city brain in one room. Before I bring forward a framework I've been working on for the next three years, I want us to debrief together — peer to peer. What you heard matters as much as what I heard, and the framework only works if it carries voice from all of us.

Part 1 — Open discussion: What stuck with you?

I'd like to start by hearing from each council member who attended. No formal order, no presentation pressure. Just three prompts to get us going:

- What session hit you the hardest?
- What did you hear that you didn't expect?
- What's one thing you want Tremonton to think differently about because of what you heard?

We're not solving anything tonight. We're getting it on the table.

Part 2 — What I took away

I sat in five sessions. Here's the short version of each.

Civic Courage (keynote)

The story was Baltimore Mayor Edward Johnson in 1812. A mob from his own political party was tearing down the office of an opposition newspaper. Practical advice was to go home. Two men from the other party begged him for help. He turned and walked toward the mob. The point wasn't the outcome — it was the choice. Standing up for what you believe, even when the practical move is to look away. I've been chewing on that one all week.

Impact Fees in Utah

The presenting city was Spanish Fork. The big takeaway: keep them current. Statute says “regularly,” and the working definition is at least every two years — Spanish Fork updates annually. Impact fees are for infrastructure only, never for operations or salaries. A natural next step is to confirm our current update cadence with our finance team.

Transportation Utility Fee

Cameron Diehl moderated. Susie Becker from Zions Public Finance walked through the methodology. It's a proportional cost-share built on trip generation. Required categories by law: residential, commercial, and one other. Defensibility depends on data quality — every property's trip count documented, usually from the ITE manual. This is a real tool we should look at hard, especially with growth pressure on our roads.

Data Privacy & AI Governance

Christopher Bramwell, Utah's Chief Privacy Officer. Two takeaways. First, Utah is the first state to formally adopt a forward-looking compliance strategy — new systems must comply with data governance laws, and pre-existing ones get inventoried and brought along over time. Second, AI is moving fast, and at scale these systems are starting to affect individual rights. His message to elected officials was straightforward: developing literacy on data governance and AI is now part of the role.

Water + Rapid Growth

Brian Steed (Executive Director of USU's Janet Quinney Lawson Institute, also Commissioner of the Great Salt Lake) on water in the context of first- and second-class cities growing fast. Tremonton is in that growth pattern. Water has to be a 2029 conversation, not a 2025 one.

Part 3 — Common threads

A few things showed up in more than one session:

- Growth is the ground we're standing on. Water, roads, impact fees — every one of these sessions assumed cities are growing faster than their plans were built for.
- Revenue tools matter. Impact fees and transportation utility fees aren't just funding mechanisms; they're how a city aligns who pays with who creates the cost.
- Clear elected direction strengthens staff execution. Two of the sessions made the same point in different ways: when council provides clear strategic direction, staff has firmer ground to build on. The clearer the direction, the more confident the implementation.

Part 4 — Where this is headed: a Three-Year Framework

I've been working on a strategy framework for the next three years. It's a draft. I'm bringing it to you tonight for early input — not for adoption. The framework will go through staff reaction and public engagement before anything formal happens.

Governance philosophy

Citizen-Informed, Council-Directed, Staff-Empowered. Three roles, three verbs, all horizontal — peers across the table working together.

- Citizens inform — voice and lived experience are the source material for direction.
- Council directs — carries citizen voice into formal strategy. Sets the WHAT and the WHY.
- Staff are empowered — bring expertise to the conversation AND execute. Voice on the front end, autonomy on the HOW.

The aim is interdepartmental collaboration and shared ownership across all three roles.

Foundation (carried forward from the vetted 2025 plan)

Mission: A safe and welcoming community where neighbors feel connected to each other and enjoy life.

Vision: A connected community that thrives on vibrant relationships, safe spaces, and sustainable growth.

Four pillars:

1. Connected to the Good Life
2. Connected to Each Other
3. Connected to Peace and Security
4. Connected to a Positive Well-Being

How the 2025 plan fits in

The 2025 plan generated a menu of ideas — public dashboard, multi-sport complex, trails, veterans events, dignity engagement, broadband access, the incentivized idea program, and others. Under this framework, those live as ideas the departments can draw from when translating council strategy into work plans. Council's job is to set direction. Departments bring proposals back with the methodology and the math attached.

To be clear: we're treating those specifics as a menu, not as predetermined commitments. The framework asks us to set strategy first and let measurable goals flow up from the departments. That's not walking away from the 2025 work — it's putting it in its proper layer.

Operating principles (the rules under everything)

- Horizontal relationships and interdepartmental collaboration.
- Financial stewardship. Every strategy passes a sustainability check.
- CIP alignment. Capital strategies tie to the Capital Improvement Plan.
- Percentage-based direction. Council sets ceilings; departments work within them.
- Revenue direction. Council sets cadence and direction; staff handles methodology.

What council builds

For each of the four pillars, the council fills in three to four high-level strategies. Each strategy answers two questions: Is it financially sustainable? Does it require CIP investment? That's the council layer. No annual targets. No department-specific numbers. Just direction with a financial check.

What departments build (after council adopts)

Each department translates council strategy into:

- Measurable goals (annual or three-year)
- FY budget request within the ceiling percentage set by council
- Cross-departmental coordination plan

Workshop sequence

Nine steps from tonight's debrief through FY2027 budget alignment:

1. Workshop 1 — ULCT debrief and kickoff. Confirm framework, schedule build sessions.
 2. Department Head Briefing — each department head briefs council on context, pain points, and opportunities. Staff voice informs strategy build. No votes.
 3. Workshop 2 — Council fills strategies for Pillars 1 and 2.
 4. Workshop 3 — Council fills strategies for Pillars 3 and 4.
 5. Workshop 4 — Integration and ceilings. Council reviews full draft, sets department ceiling percentages using the FY2027 Budget Snapshot.
 6. Staff Reaction Window (1-2 weeks) — staff review the draft and surface practical considerations and unintended consequences before adoption.
 7. Public engagement — only on what's added or changed (mission, vision, and pillars are already vetted).
 8. Adoption — formal council vote at a regular meeting.
 9. FY2027 budget alignment — staff builds budget against the adopted strategy and ceilings.
-

The ask tonight

Two things from the council:

1. Discussion. Reactions to the framework. What feels right, what feels off, what's missing.
2. A green light to schedule Workshop 1 — the formal kickoff to walk this all the way through to FY2027 budget alignment.

This is a multi-month process. I'd rather start it deliberately than rush it.

RESOLUTION NO. 26-27

A RESOLUTION OF TREMONTON CITY COUNCIL APPOINTING BEN GREENER TO SERVE ON THE TREMONTON CITY PLANNING COMMISSION AND REAFFIRMING AND APPOINTING EXISTING PLANNING COMMISSION MEMBERS

WHEREAS, Utah Code 10-9a-301 requires that each municipality shall enact an ordinance establishing a Planning Commission; and

WHEREAS, Tremonton City has enacted an ordinance establishing a Planning Commission for Tremonton City, Utah, which is codified in the Tremonton City Land Use Code Sections 1.04.010 through 1.04.055 (hereafter “Tremonton City Ordinance” or “Tremonton City Land Use Code”); and

WHEREAS, the Tremonton Planning Commission is composed of five (5) members, two (2) Alternates and a City Council member as an ex-officio and non-voting Member of the Planning Commission; and

WHEREAS, Section 1.04.035 of the Tremonton City Land Use Code outlines the role of Planning Commissioners as public officials who are political appointees of the City Council; and

WHEREAS, as non-elected public officials, Planning Commissioners do not have a constituency, nor do they represent the citizens or a neighborhood; and

WHEREAS, Section 1.04.035 of the Tremonton City Land Use Code states that the Planning Commission’s primary purpose is to be an advisory body to the City Council by providing reasoned recommendations to the City Council on land use matters; and

WHEREAS, since a Planning Commission member does not have a constituency nor do they represent the citizens and/or a neighborhood, with their primary purpose being a land use advisor to the City Council, the Tremonton City Ordinance expressly permits that a Planning Commissioner may reside outside of Tremonton City’s incorporated limits; and

WHEREAS, the Tremonton City Ordinance also defines the role and authority of the Planning Commission; the mode of appointment and the procedures for filling vacancies and removal from office; and other details relating to the organization and procedures of the Planning Commission; and

WHEREAS, Section 1.04.015 of the Tremonton City Land Use Code states that when vacancies occur in the Planning Commission, a City Council member that is an ex-officio member of the Planning Commission shall appoint an individual to serve on the Planning Commission with the advice and consent of the City Council; and

WHEREAS, Section 1.04.015 of the Tremonton City Land Use Code requires that in cases when a City Council member has not been assigned to be an ex-officio Member of the Planning

Commission, the Mayor shall appoint an individual to serve on the Planning Commission with the advice and consent of the City Council; and

WHEREAS, Section 1.04.015 of the Tremonton City Land Use Code states that it is the responsibility of the City Council member or Mayor that is appointing, with the advice and consent of the City Council, to make a careful and critical evaluation of the individuals ability to fulfill the role of a Planning Commissioner; and

WHEREAS, to aid in the evaluation process, the City Council or Mayor may interview or request a letter of interest, resume, written statement about growth-related issues, etc., from the perspective Planning Commissioner; and

WHEREAS, Councilperson Kristie Bowcutt, serving as an ex-officio member of the Planning Commissioner, now proposes that the Tremonton City Council consents to the following appointments or for the City Council to provide its advice on whom to appoint to the Planning Commission.

NOW, THEREFORE, BE IT RESOLVED that the Tremonton City Council hereby appoints Ben Greener to the Tremonton City Planning Commission and reaffirms and appoints the following individuals as members of the Tremonton City Planning Commission for the following duration:

<u>Commission Member¹</u>	<u>Start Date of Term</u>	<u>End Date of Term</u>
Micah Capener	September 2012	September 2027
Raulon Van Tassell	March 2023	September 2025
Andrea Miller	August 2024	August 2027
Karen Ellsworth	January 2025	January 2026
Ben Greener	May 2026	May 2028

<u>Alternate Member</u>	<u>Start Date</u>
Ashlee Phillips	January 7, 2025
Jack Stickney	January 7, 2025

<u>Ex-Officio Member²</u>	<u>Start Date of Term</u>	<u>End Date of Term</u>
Kristie Bowcutt	January 2026	Not Applicable

Note ¹: The terms of the appointed Members of the Planning Commission shall be three (3) years and until their respective successors shall have been appointed, except that the terms of appointment shall be such that the terms of two (2) Members shall expire each year. There are no limits on the number of terms that a Planning Commissioner may serve or be appointed to by the City Council. The Planning Commission existing at the time of passage of this Title shall continue to serve, and the terms of its Members shall be fixed by the City Council in such a manner as to comply with the above provisions for staggering terms of service. Vacancies of appointed Members occurring other than through the expiration of a term shall be filled for the remainder of the unexpired term by appointment of the City Council.

Note 2: The City Council member assigned to be the ex-officio member shall serve at the pleasure of the City Council. (See Tremonton City Land Use Code, Section 1.04.020 Term of Office)

Adopted and passed by the City Council on May 5, 2026. Resolution to become effective upon adoption.

TREMONTON CITY
A Utah Municipal Corporation

By _____
Bret Rohde, Mayor

ATTEST:

Cynthia Nelson, City Recorder



SPENCER J. COX
Governor

DEIDRE M. HENDERSON
Lieutenant Governor



Utah Department of
**Cultural & Community
Engagement**

DONNA LAW
Executive Director

KATHERINE POTTER
Deputy Director



Utah State Library
Division

CARA ROTHMAN
Division Director, State Library

March 20, 2026

Dear Bret Rohde,

The Utah State Library would like to recognize Tremonton City Library for outstanding service to their community during the 2025 fiscal year. Please accept our congratulations on earning the Quality Library Award.

The Quality Library Award is a designation that the State Library determines during recertification, which is an annual process that requires public libraries to submit reports and data to indicate that their services are in accordance with State Library standards. The Quality Library Award is a secondary application for library directors to indicate that the work they and their staff have accomplished rises above and beyond the standards. The purpose of this award is to recognize libraries, and the dedicated people who work in them, who are offering exemplary work in their communities. In other words, the Quality Library Award provides an opportunity for the State Library to highlight transformational services that might not be obvious in the standard recertification process.

As a Quality Library, your institution is an active, involved, and vital part of the community. It provides resources and services beyond the four walls of the library with exemplary outreach to residents. The best libraries seek to serve their communities in specific ways to address local needs. The efforts being made at your library demonstrate an awareness of community needs with an appropriate and helpful response by the library.

Commitment to excellent library service indicates teamwork. It takes leadership from the director, funding and support from the city/county government, dedication from all library staff, support from the community, training for the staff and board, planning, and careful attention to community needs.

Thank you for continuing to deliver outstanding library service to Utah residents.

Sincerely,

Cara Rothman
Division Director, State Library

Draft Minutes

TREMONTON CITY CORPORATION CITY COUNCIL MEETING APRIL 7, 2026

Members Present:

Kristie Bowcutt
Brent Jex
Beau Lewis
Sharri Oyler
Blair Westergard
Bret Rohde, Mayor
Linsey Nessen, City Manager
Cynthia Nelson, City Recorder—excused

CITY COUNCIL WORKSHOP

Mayor Rohde called the April 7, 2026 City Council Workshop to order at 6:00 p.m. The meeting was held in the City Council Meeting Room at 102 South Tremont Street, Tremonton, Utah. Those in attendance were Mayor Rohde, Councilmembers Bowcutt, Jex, Lewis, Oyler, and Westergard, and City Manager Nessen. City Recorder Nelson was excused.

1. Call to Order and Declaration of Conflict of Interest
2. Council Reports and Updates

Councilmember Bowcutt said our new zoning administrator is finding a lot of stuff, which will be good. We have hired our planning director, who will start later this month. He has worked out of Morgan County and gained knowledge there. We will do interviews for Planning Commission members. A merchant who has a problem with dumpsters in the City's alleyway reached out. This was brought up in a DRC in January. Another storefront owner has given her permission to park her delivery truck in his lot. He is going to repave the parking and the dumpsters will have to be moved out of that alleyway. Thanks for the tour of the treatment plant. It was educational. Public Works is doing well but are down two leads. They have really good employees who will be able to pass certification and move into those roles. The plant is slowly failing, and Director Mackley will report on that. They are putting in the bridge portion today for Rocket Road. Secondary water is expanding and there is also the equalization basin. Culinary water replacement is moving along on 100 West. A bid came in for the new section of the cemetery (\$57,200) and was awarded to Rupp's Trucking.

Councilmember Jex said the police department has been really busy. We had a good meeting with Manager Nessen about coming in as close to target on budget for the remainder of the year. Our speed trailer is requested all over the City. Two areas where we have the biggest concern is on 1000 North and Iowa String. I want to look into the feasibility of doing a couple permanent solar powered speed signs. They cost between \$1,700 and \$3,500 apiece. Can we find this in the budget? Two or three of those signs would be great coming into the City. According to the data, some of those speeds get

Draft Minutes

pretty high. I will have neck surgery before our next meeting and will participate by Zoom. We need to be asking questions as we go through the budget and throughout the year. That is not an attack, it is educational. We have to ask those hard questions to gain perspective, so we are not just rubber-stamping stuff we do not understand.

Councilmember Lewis said we are going to apply for the Main Street America program. We are asking Kelly Wood to be the Main Street director and will involve anybody who wants to be a part of that. RDA funds are going to be available and we want to make sure we are on top of that. With Main Street America we would be in tier one if we get accepted. This is a model that has been proven. They know Main Streets, which sets us up for long-term success. After the attorney reviews it, we can bring it to our next meeting as a resolution. We are meeting with a real estate group next week that is going to bring in a lot of jobs. We will meet to make sure we are aligned for business and commercial development. There are real estate conversations that need to be had. We will talk about that in our Closed Meeting. With our billboards I do have a business that wants it. I can get terms over to them. Tremonton could be on there, too. Mayor Rohde said Manager Nessen can help you get the contract and everything in place.

Councilmember Westergard said all of our residents who dump grass are pissed that the resource was taken away at the treatment plant. After some discussion, Director Mackley said it is a change for people and we understand that. That is part of trying to keep the level of services we have. It was unmonitored. We did not have gates and it was not controlled. People came from all over to dump. The reason we do not charge now is because we need the green waste to turn it into compost. It is more economical to compost our solids than to landfill them. The other area is a bit further south, but still available for free.

Councilmember Oylar said the food pantry brought in a lot with the last drive. Numbers are up on the families they serve, but they are still good. The Senior Center held their health fair, and Director Christensen learned new things at her conference to be implementing.

Mayor Rohde said thanks for the reports. I think it is awesome the way you are all involved with various departments. He then read a letter that will be sent to Congressman Moore's office. The letter spoke of support in renaming the Tremonton City post office to the Sorenson Estrada Post Office to honor those fallen officers. Part of the letter stated, it creates a permanent, dignified memorial for the ultimate sacrifice they made, and serves as a daily reminder to every officer putting on the uniform that their community has their back. The city of Tremonton stands completely united behind this proposal.

3. Presentations:
 - a. **Title:** Water Rate Study & Analysis of Impact Fees

Public Works Director Carl Mackley said we budgeted for this fiscal year \$70,000 to be equally distributed between secondary and culinary to do a rate study and impact fee analysis. We are waiting for Jones and Associates to do our Capital Facilities Plan. That

Draft Minutes

is the nuts-and-bolts sides of the impact that water has, both culinary and secondary. Then this water rate study and analysis of the impact fees is just a financial side of that. That builds off of the Capital Facilities Plan and Impact Fee Plan that is put forth. That will be in July sometime. It will be great to have that done to determine what the true cost of water is. We will communicate that openly with recommendations that the Council can discuss and make decisions on.

b. Title: RES 26-19 Awarding bid for Secondary Water SA9 Expansion

Director Mackley said there are three projects we are shuffling around. For the Holmgren Estates East subdivision, we have 15 bids, which is fantastic. We budgeted \$800,000. I am recommending the Council award this contract to Great Basin Development for \$343,601.80. They were the second lowest bid. Our lowest bidder did not qualify. We got good references and it is less than we thought.

c. Title: WWTP Upgrades

Director Mackley said this is the Reader's Digest version of what was sent. Our engineer over wastewater treatment gives me direction on the recommendations we do, how much it might cost and when to do it. Director Mackley then reviewed a graph showing a three-year average of the amount of water coming in, along with the 1.9 million gallons per day limit. Our plant was designed for two million gallons a day. We are flirting pretty heavily with that red line right now. Our plant is old and aging. It is slowly failing, particularly the aeration basin. There are three bundles of projects that need to be done. A lot of them do not give additional capacity unless we do all of them. If this were an automobile, we would have sold it a long time ago. It is in poor shape. I have lots of concerns on infrastructure needs with our roads and water, but my biggest concern is the state of the treatment plant. It is old and has been neglected for a while. The Council has approved and set aside money for Phase 1. This memorandum discusses three separate phases. The first is aeration basins and secondary clarifiers. That will bring new life into our plant. That is \$7.2 million that we have already been working on and are going to spend over the next year. The next group of projects needed, is the digester and solids handling rehabilitation (about \$3 million). The engineer recommends we start design on that this summer so we can build next year. My job is to find that money and after that find somewhere between \$4.5 million to \$9 million, depending on how we design and what needs to happen. Head works is the third phase and will add capacity. If we do all three of those, we can have additional capacity, buying us 10 to 20 years at the plant. After which, it is time to plan another plant with six million gallons per day, peak hour flow. I determined that one home contributes 360 gallons per day. The Council has been asking for those types of numbers. This graph shows the additional thousand homes and I would say, we are somewhere between those two lines with what we have already approved, but not built. We are spending millions right now and proposing to spend millions more. I can backtrack what developments have been approved, but not built and put a line on this graph saying this is going to be the impact. That could help us as decision makers to determine if and when the City can handle more developments depending on capacity.

Draft Minutes

- d. **Title:** Emergency Management Presentation—Nate Christensen

Mr. Christensen said there is training available for elected officials and I want to schedule that for the Council. This would teach you your role and responsibilities in an emergency. You will be backing us up with policies and more. The County Emergency Manager would do that for us. It would take two to four hours depending on questions. A date would be determined for this training to be scheduled.

- e. **Title:** Discussion on Budget

This item would be addressed during Strategic Business of the Council Meeting.

- 4. *CLOSED MEETING: No Closed Meeting held at this time.*
 - a. *Strategy session to discuss the purchase of real property when public discussion of the transaction would disclose the appraisal or estimated value of the property under consideration or prevent the public body from completing the transaction on the best possible terms; and/or*
 - b. *Strategy session to discuss the character, professional competence or physical or mental health of an individual; and/or*
 - c. *Strategy sessions to discuss pending or reasonably imminent litigation; and/or*
 - d. *Discussions regarding security personnel, devices or systems*

The meeting adjourned at 6:55 p.m. by consensus of the Council.

CITY COUNCIL MEETING

Mayor Rohde called the April 7, 2026 City Council Meeting to order at 7:00 p.m. The meeting was held in the Tremonton City Council Meeting Room at 102 South Tremont Street, Tremonton, Utah. Those in attendance were Mayor Rohde, Councilmembers Bowcutt, Jex, Lewis, Oyler, and Westergard, and City Manager Nessen. City Recorder Nelson was excused.

- 1. Call to Order
- 2. Invocation by: Councilmember Jex
Pledge by: Rick Jeppsen
- 3. Roll Call
- 4. Approval of Agenda:

Mayor Rohde suggested moving the budget discussion from the Work Session onto their Council Meeting agenda before Item 12. Councilmember Bowcutt also suggested moving the Financial Statements to Strategic Business for more discussion.

Motion by Councilmember Lewis to approve the agenda of April 7, 2026 with the changes state above. Motion seconded by Councilmember Jex. Vote: Councilmember Bowcutt - yes, Councilmember Jex - yes, Councilmember Lewis - yes, Councilmember

Draft Minutes

Oyler - yes, Councilmember Westergard - yes. Motion approved.

- 5. Presentation
 - a. Tremonton City Citizenship Award to Elementary & Intermediate Students

Mayor Rohde said this is the best part of the evening when we get to present these wonderful students with their citizenship awards. We appreciate all they do. Councilmember Bowcutt then announced the students and presented their awards. They took a picture.

- 6. Declaration of Conflict of Interest: None.

- 7. Presentations
 - a. American Legion Photo Presentation – John McClellan and David Winkler

The Council was presented with a picture of Mayor Rohde and Garland’s Mayor, along with the American Legion National Commander during a recent event. Mr. Winkler said we are working on plans for the USA 250 celebration and Tremonton is helping by sponsoring it. On May 23, we are doing a Gold Star Walk in honor of the families who have lost loved ones in any war. We will walk from Midland Square to the cemetery and back, which is two miles. If we get 125 people signed up, then that would be 250 miles to celebrate 250 years. Everyone is invited. Mr. McClellan said we will officially unveil the battle cross monument at Midland Square that has recently been added and Mayor Rohde will speak. This is a fundraiser for the Veterans and Childs Foundation—a national foundation. Registration for the walk is \$5 and we start at 9 a.m.

- 8. Years of Service Awards
 - a. Teagan Stocks, Fire Department – 5 years of service

Fire Chief Jeff Jarrow read his bio and presented his award. The Council thanked him for his service.

- 9. Proclamation
 - a. Arbor Day – April 24, 2026

Councilman Oyler read the proclamation for the observation of Arbor Day and Mayor Rohde proclaimed it.

- b. Child Abuse Awareness & Presentation—Mary Sue Swift, Wendy Guldewall, Olivia Holland, and Casey Merrell

Ms. Swift said we are with Prevent Child Abuse Utah. We all need to work together to help prevent child abuse. Ms. Holland said I am a resident of Tremonton and am honored to be here. Unfortunately, abuse is part of our community. I am happy to discuss our other events being hold in the future with this proclamation and to be a representative of prevention abuse with our city. Ms. Swift said there are blue pinwheels throughout town that are a representative of a happy childhood. On April 21, at 4 p.m., the library we will

Draft Minutes

hold a family event and pass out resources to help with child abuse prevention and creating kindness rocks. She then read the proclamation proclaiming April as Child Abuse Prevention and Awareness Month. Mayor Rohde signed it and they took pictures.

10. Citizen Engagement

Bill Roosma said I am grateful for the opportunity to attend Citizens Academy with the police department. It was a lot of fun and I hope it continues. I know money is tight and you have a tough road when it comes to the budget. We used to have gun safety in school, but do not have that anymore. It would be nice to have hunter's education in the schools, too. How many of us carry firearms? Not everybody goes into the military or becomes an officer. Education is a good thing. I would like to see a State sponsored class, where your city has lawful use of deadly force training. A two-week course people could pay for. I think training like that should be mandatory for anybody who carries a gun.

Bryan Bollingbroke said I handed out some reports to share with the City. This involves eight different cities. After reviewing the City's fee and payload summaries, it is clear that Tremonton does not have a revenue problem, we have a structural one. The fee report shows we can generate \$2.6 million annually simply by ensuring services pay for themselves. Currently property taxes are subsidizing roughly \$1 million in those services. That should be funded by users and developers benefiting from them. That is not a revenue gap, that is a policy gap. You need to apply the same level of scrutiny to payroll. Everything I found is on transparentutah.gov website for governmental organizations. From a candidacy, our payroll has grown 80% over the last five years, doubling the rate of our population growth. In some departments, costs have exploded by over 500% without a clear public record of authorization. When costs increase at that pace without clear discussion, it raises important questions about processes, priorities, transparency, and long-term sustainability. This is not about questioning the value of City employees, it is about ensuring the growth and staffing and that compensation is deliberate, justified, and aligned with what the community can support. We are asking residents to pay more through fees and taxes. We also have the responsibility to demonstrate the internal growth is being carefully managed and transparently reviewed. The issue is not that we need more money from residents. It is that we need to ensure growth pays for growth and that revenue, collections, and spending are handled with that same discipline and accountability. I ask that you look at these two reports. The revenue is there, we just need to collect it properly and manage it responsibly to avoid further burdens on our taxpayers.

11. Consent Agenda - Any Councilmember may request an item be removed for separate discussion

- a. Approval of minutes – March 3, 2026
- b. Adoption of December 2025, January 2026, & February 2026 Financial Statements & Warrant Registers

This item was move to Strategic Business and will be done this way permanently.

- c. Approval of Resolution No. 26-19 awarding bid for Secondary Water SA9 Expansion

Draft Minutes

Motion by Councilmember Jex to approve the Consent Agenda. Motion seconded by Councilmember Bowcutt. Roll Call Vote: Councilmember Bowcutt - yes, Councilmember Jex - yes, Councilmember Lewis - yes, Councilmember Oyler - yes, Councilmember Westergard - yes. Motion approved.

At this point in time, the Council went over their budget discussion from the Work Session. Mayor Rohde said this is a new tool I am developing, called the Tremonton Connect Data Standard. This will help us get objective data to what is being presented. I wanted you to look at this and tell me what we could do to improve it and make it easier for decisions in the future. We have two departments needing more money than what is standard—fire and police—based on the national benchmark. This is a spreadsheet I put together. This takes all the information that has been given to us from other departments and has their year-to-date actions and budget. This is not going to tell the whole picture, but I think the important thing to look at is what they budgeted for 2026 and what they are asking for in 2027. You can see what percentage of the General Fund is being requested. Most of the other funds have their own budgets. We do transfer in about 14% of our General Fund to making them whole. The Police Department is fully funded through the General Fund. I think we have some ideas to move the police to their own. Last year, it was hard for us to make decisions because everything was thrown at us. I am trying to find an easier way to do this. Coming up with percentages should help. The police are asking for 45.9% of the General Fund and the fire department is asking for 14.1%. They are the two that are over. Our job as a Council and legislative branch is to take care of the financial future of the City. We need to make sure we are building a future. The decisions we make this year will affect the future. We need to start setting goals and working toward getting ourselves whole.

Councilmember Jex said we have to take into account that costs go up for everything. We need to consider other comparisons. I would like to take an honest look at everything. We have had conversations before about being proactive instead of reactive. We will pay hand over fist 10 years down the road with a reactive response. It is going to cost significantly more to let a problem get out of hand. We have to appropriately staff for the rapidly growing population. The reality of the ask is to trim down, but we asked Chief Dustin Cordova for a perfect world scenario and if we had everything to meet that, what would that look like? Now we know where that benchmark is for that ultimate thing and can peel back on it. If we are going to plan for 10 years in the future, we have to include data from more than the ICMA. It has to factor in crime rate and drugs and much more. All these budgets can be trimmed back, but we have to ask ourselves what are we willing to do without. That is part of the calculation, too, not just finance. Yes, we do have financial obligations to residents, but we also have obligations to protect them and make sure they can flush their toilets. Right now, the Police Department does not have the capacity to keep up on the call volume. I believe wholeheartedly in transparency, but I also believe in painting that picture. We had a great experience touring the sewer plant and have a good understanding of what will happen if that plant fails. I 100% trust our department heads to make the decisions they see fit. I just want to make sure we are looking beyond percentages and getting a big glimpse to ensure we are operating efficiently. I believe efficiencies are the thing we should be focusing on as part of the equation. Councilmember Bowcutt said thanks for your insight. I look at things from a different angle. We are all being asked to do more with less in our homes. Nobody is living on the same income they had a few years ago. Times are tough. There are ways we can and should make cuts. Spending going to outside sources has become the norm. I want to see that cut a third because I know we have smart enough people within our own

Draft Minutes

departments. For our building inspections I know we did not pay the former building inspector what we are paying now. I strongly believe we can get someone in house and cut that budget drastically, along with other ways. The reality is we need to tighten our belt. A lot has been pushed down the road. I have sat in these meetings since 2019 and a lot of stuff was not done the way it should have been done. As a city we can do better. We have to work for it and save. Councilmember Westergard said I would love to give these guys the stuff they need, but there is not enough money. We have to have money in our savings, too.

The Council spent time discussing economic opportunities that could be coming their way that would help bring more business and sales tax. Councilmember Lewis said there are things we should definitely be looking at. As departments there are probably savings. I would propose that in the next meeting we get this report pulled up and say, let us go through the exercise of finding \$500,000 and see if you can do it right. The Council discussed ways to bring in more money through business licenses and opportunities that are not being taken by the City. Councilmember Bowcutt said a business license is not meant to be a revenue generating source, but we have services that could use a little bit of a kick. Those getting an income through a business or rentals, we could charge a license for those things. I know a study is being done and am excited to see what they come up with. Mayor Rohde said for a week I went through our finances and came up with a list of 16 different items that I consider waste. They account for almost a million dollars of revenue gain. This is going to make the whole budget cycle so much easier every year for our departments. I am trying to simplify this process. What I am asking for tonight is what direction can you give these managers so they can go back and start to bring this in line? What number do you want to save this year? Councilmember Lewis said about 20% in savings. We should be putting away a million dollars. Mayor Rohde said we are not doing a good job of having grants and there are other things we can do now to start to grow other pieces of the pie and get more revenue. I think we can do this together. Our employees are important and we want to do the right things, but how are we going to do that? Councilmember Westergard said impact fees ought to be what we can legally charge. Councilmember Lewis said with an impact fee, you have to do a study and those are not cheap. As a council, there are too many nuances for us to make these decisions. We need to give the guidance that we cannot spend more than we have, and we have to save for future infrastructure. We also have to consider economics. Our City costs are going up with inflation every year. We do not grow in property tax revenue. The only way we grow is in sales tax revenue. We have clear strategic objectives we are working toward to increase that. The reality is, if we are not adjusting our property tax through Truth and Taxation we will get behind. There are revenues we could obtain and be super aggressive about this year to try to close the gap, but long-term, if our costs are going up and we are not adjusting at the same rate we are punting it to another Council. I am trying to find ways to decrease it. We could become an economic center that is so successful that we actually get rid of property tax, but we are not. Our costs are going up and until that happens, we have to adjust. We can look at our costs this year and find what we need, but then we have to start thinking about next year and adjusting with inflation on a yearly basis. I would rather be a good steward annually. Mayor Rohde asked Manager Nessen to work with department heads to see if they can each find 15% on that bottom line. They will continue this discussion at their next meeting.

12. Strategic Business (Ordinances & Policies)

Draft Minutes

The Council discussed the financial statements and listened to public input. Mr. Roosma asked what the sales tax is in Tremonton. Councilmember Lewis said it is around 6.6%. Mr. Roosma said the sales tax in Yuma, Arizona, where I lived for many years was 9%. The way inflation is going it is scary how much more things cost now than they did. I put money down on my house in November of 2020. I got in before the interest rates went stupid and I feel for young people. Mayor Rohde said we do have a rap tax that can be added to the sales tax for recreation. It is very minimal, but those tools are available to us. There is also a tax on entertainment and hotels. Councilmember Lewis said we do want to be careful with which of those levers we pull. People will actually come from out of town to buy vehicles because the sales tax is lower, and they save a bunch on what they pay elsewhere. That does bring a lot of revenue to the City. Mr. Roosma said when I was in Yuma, I was a member of the gun club. We had all kinds of events and I ran a raffle. Maybe we could raise money for the police department through a raffle of some sort.

Mr. Bollingbroke said this shows averages and pretty much on all of them (impact fees, building permits, business licenses, etc.) Tremonton sits in the bottom out of nine cities. As far as what I could tell, we are justified to raise them. We do need to get that studied because I think we have not collected any of the money we should have for years. We have not adjusted impact fees at all. We have been building over 100 homes in Tremonton every year for the last three to five years. We are also way down on building fees. We have not looked at these fees forever. Same with business licenses. We are not collecting what we could. That is all easy money and low-hanging fruit. Just looking at the numbers I can tell you what is going on. Most of this money is restricted funds, which could be for your roads, sewer, and water. It would definitely help the sewer department. There is flexibility in these other and you still have roughly \$2.6 million.

Motion by Councilmember Bowcutt to approve the Financial Statements. Motion seconded by Councilmember Lewis. Vote: Councilmember Bowcutt - yes, Councilmember Jex - yes, Councilmember Lewis - yes, Councilmember Oyler - yes, Councilmember Westergard - yes. Motion approved.

13. Reports and Calendar
 - a. City Manager Report
 - b. Upcoming Calendar Items

Mayor Rohde said literacy night is on April 20 and the Slothathon will be at Jeanie Stevens on April 30, at 7:30 p.m. Spring cleanup will be May 6-8. Stamp out Hunger Food Drive is May 9 and the library's Summer Reading Kickoff Party is May 29. We also have the ULCT training April 22. We will not have City Council that week. Manager Nessen said the first meeting in May is when the tentative budget discussion will happen.

The Council then moved into a closed meeting to discussion real property and the character of an individual.

Motion by Councilmember Lewis to move into Closed Meeting. Motion seconded by Councilmember Oyler. Vote: Councilmember Bowcutt - yes, Councilmember Jex - yes, Councilmember Lewis - yes, Councilmember Oyler - yes, Councilmember Westergard - yes.

Draft Minutes

Motion approved.

The Council moved into a closed meeting at 8:43 p.m.

14. **CLOSED MEETING:**

- a. Strategy session to discuss the purchase of real property when public discussion of the transaction would disclose the appraisal or estimated value of the property under consideration or prevent the public body from completing the transaction on the best possible terms; and/or*
- b. Strategy session to discuss the character, professional competence or physical or mental health of an individual; and/or*
- c. Strategy sessions to discuss pending or reasonably imminent litigation; and/or*
- d. Discussions regarding security personnel, devices or systems*

Motion by Councilmember Westergard to return to open meeting. Motion seconded by Councilmember Oyler. Vote: Councilmember Bowcutt - yes, Councilmember Jex - yes, Councilmember Lewis - yes, Councilmember Oyler - yes, Councilmember Westergard - yes. Motion approved.

The Council returned to open session at 9:13 p.m.

15. **Adjournment.**

Motion by Councilmember Oyler to adjourn the meeting. Motion seconded by Councilmember Westergard. Vote: Councilmember Bowcutt - yes, Councilmember Jex - yes, Councilmember Lewis - yes, Councilmember Oyler - yes, Councilmember Westergard - yes. Motion approved.

The meeting adjourned at 9:13 p.m.

The undersigned duly acting and appointed Recorder for Tremonton City Corporation hereby certifies that the foregoing is a true and correct copy of the minutes for the City Council Meeting held on the above referenced date. Minutes were prepared by Jessica Tanner.

Dated this _____ day of _____, 2026.

Cynthia Nelson, City Recorder

CITY OF TREMONTON
 FUND SUMMARY
 FOR THE 9 MONTHS ENDING MARCH 31, 2026

GENERAL FUND

	PERIOD ACTUAL	YTD ACTUAL	BUDGET	VARIANCE	PCNT
<u>REVENUE</u>					
TAXES	407,301.29	6,591,530.79	7,984,000.00	1,392,469.21	82.6
LICENSES & PERMITS	81,128.24	677,100.08	321,500.00	(355,600.08)	210.6
INTERGOVERNMENTAL - SENIOR SE	20,634.70	281,898.88	260,100.00	(21,798.88)	108.4
OTHER INTERGOVERNMENTAL REV.	38,580.54	58,194.41	42,000.00	(16,194.41)	138.6
OTHER INCOME	59,729.01	566,425.41	517,050.00	(49,375.41)	109.6
ADMINISTRATION SERVICES	.00	117,550.00	117,550.00	.00	100.0
TRANSFERS/FUND BAL TO BE APPR	.00	.00	587,095.00	587,095.00	.0
	<u>607,373.78</u>	<u>8,292,699.57</u>	<u>9,829,295.00</u>	<u>1,536,595.43</u>	<u>84.4</u>
<u>EXPENDITURES</u>					
NON DEPARTMENTAL	4,012.93	101,265.95	139,300.00	38,034.05	72.7
CITY COUNCIL	3,993.78	68,122.40	94,500.00	26,377.60	72.1
COURT	8,757.15	81,986.44	120,400.00	38,413.56	68.1
CITY ADMINISTRATION	9,792.34	103,999.68	205,200.00	101,200.32	50.7
TREASURER	7,722.46	79,342.83	102,600.00	23,257.17	77.3
RECORDER	7,918.20	84,449.47	114,550.00	30,100.53	73.7
PROFESSIONAL	10,640.70	76,950.50	110,600.00	33,649.50	69.6
ECONOMIC DEVELOPMENT	.00	2,672.00	4,500.00	1,828.00	59.4
ELECTION	.00	25,218.08	27,100.00	1,881.92	93.1
CIVIC CENTER	15,387.35	235,265.06	44,800.00	(190,465.06)	525.2
PLANNING & COMM DEVELOPMENT	40,468.35	405,127.38	519,550.00	114,422.62	78.0
TRE. ENFORCEMENT LIQUOR LAWS	.00	.00	10,000.00	10,000.00	.0
POLICE DEPARTMENT	246,281.74	2,698,652.99	3,456,150.00	757,497.01	78.1
BUILDING INSPECTION	15,617.20	118,836.00	153,300.00	34,464.00	77.5
EMERGENCY MANAGEMENT	690.42	5,921.72	36,400.00	30,478.28	16.3
SENIOR PROGRAMMING	14,812.93	123,645.18	191,700.00	68,054.82	64.5
CONGREGATE MEALS	9,973.09	80,644.92	116,500.00	35,855.08	69.2
HOME DELIVERED MEALS	25,469.72	180,725.17	281,650.00	100,924.83	64.2
SENIOR BUILDING	4,499.74	41,745.27	67,900.00	26,154.73	61.5
GOLF COURSE	.00	.00	3,100.00	3,100.00	.0
CEMETERY	3,387.92	41,774.91	73,200.00	31,425.09	57.1
PARKS	34,272.07	402,663.36	628,550.00	225,886.64	64.1
COMMUNITY EVENTS	12,766.19	88,987.65	150,800.00	61,812.35	59.0
LIBRARY	46,071.81	312,778.04	441,090.00	128,311.96	70.9
CONTRIBUTIONS TO OTHER UNITS	69,953.64	349,768.20	294,000.00	(55,768.20)	119.0
TRANSFER TO OTHER FUNDS	.00	1,854,760.00	2,441,855.00	587,095.00	76.0
	<u>592,489.73</u>	<u>7,565,303.20</u>	<u>9,829,295.00</u>	<u>2,263,991.80</u>	<u>77.0</u>
 NET REVENUE OVER EXPENDITURES	 <u>14,884.05</u>	 <u>727,396.37</u>	 <u>.00</u>	 <u>(727,396.37)</u>	 <u>.0</u>

CITY OF TREMONTON
 FUND SUMMARY
 FOR THE 9 MONTHS ENDING MARCH 31, 2026

FOOD PANTRY - SPECIAL REV FUND

	PERIOD ACTUAL	YTD ACTUAL	BUDGET	VARIANCE	PCNT
<u>REVENUE</u>					
INTERGOVERNMENTAL REVENUE	8,020.00	26,021.73	20,000.00	(6,021.73)	130.1
OTHER INCOME	1,235.61	10,591.56	11,000.00	408.44	96.3
DONATIONS	2,505.00	75,295.07	70,000.00	(5,295.07)	107.6
TRANSFERS/BAL TO BE APPROPRIAT	.00	.00	(16,300.00)	(16,300.00)	.0
	<u>11,760.61</u>	<u>111,908.36</u>	<u>84,700.00</u>	<u>(27,208.36)</u>	<u>132.1</u>
<u>EXPENDITURES</u>					
FOOD PANTRY EXPENSE	4,437.58	59,888.67	84,350.00	24,461.33	71.0
ADMIN SERVICE CHARGE	.00	350.00	350.00	.00	100.0
	<u>4,437.58</u>	<u>60,238.67</u>	<u>84,700.00</u>	<u>24,461.33</u>	<u>71.1</u>
NET REVENUE OVER EXPENDITURES	<u>7,323.03</u>	<u>51,669.69</u>	<u>.00</u>	<u>(51,669.69)</u>	<u>.0</u>

CITY OF TREMONTON
 FUND SUMMARY
 FOR THE 9 MONTHS ENDING MARCH 31, 2026

RECREATION

	PERIOD ACTUAL	YTD ACTUAL	BUDGET	VARIANCE	PCNT
<u>REVENUE</u>					
ADULT PROGRAMS	1,922.00	11,551.50	15,700.00	4,148.50	73.6
YOUTH PROGRAMS	18,335.00	101,969.50	122,400.00	20,430.50	83.3
MISC. PROGRAMS	3,311.93	18,665.48	29,400.00	10,734.52	63.5
OTHER INCOME	2,913.36	20,447.00	18,000.00	(2,447.00)	113.6
TRANSFERS/FUND BAL TO BE APPRO	.00	197,765.00	197,765.00	.00	100.0
	<u>26,482.29</u>	<u>350,398.48</u>	<u>383,265.00</u>	<u>32,866.52</u>	<u>91.4</u>
<u>EXPENDITURES</u>					
NON DEPARTMENTAL EXPENSE	16,409.24	145,245.83	207,400.00	62,154.17	70.0
CONCESSION STAND	.00	615.48	10,100.00	9,484.52	6.1
SPECIAL EVENTS	90.87	90.87	4,800.00	4,709.13	1.9
TOURNAMENTS	.00	1,514.49	19,800.00	18,285.51	7.7
ADULT SOCCER	.00	.00	1,450.00	1,450.00	.0
ADULT SOFTBALL	.00	2,105.26	7,600.00	5,494.74	27.7
PICKLEBALL	515.11	2,565.37	7,300.00	4,734.63	35.1
YOUTH BASEBALL	.00	1,287.34	29,600.00	28,312.66	4.4
YOUTH BASKETBALL	2,675.44	18,243.27	44,000.00	25,756.73	41.5
YOUTH FLAG FOOTBALL	.00	3,247.84	6,400.00	3,152.16	50.8
YOUTH SOCCER	46.08	9,224.30	18,400.00	9,175.70	50.1
YOUTH TRACK AND FIELD	.00	.00	3,200.00	3,200.00	.0
YOUTH VOLLEYBALL	.00	31.38	2,200.00	2,168.62	1.4
YOUTH GOLF	.00	.00	4,500.00	4,500.00	.0
YOUTH BOWLING	.00	.00	700.00	700.00	.0
YOUTH KARATE	177.75	323.93	315.00	(8.93)	102.8
YOUTH CAMPS	.00	1,300.40	3,500.00	2,199.60	37.2
ADMIN SERVICE CHARGES	.00	12,000.00	12,000.00	.00	100.0
	<u>19,914.49</u>	<u>197,795.76</u>	<u>383,265.00</u>	<u>185,469.24</u>	<u>51.6</u>
NET REVENUE OVER EXPENDITURES	<u>6,567.80</u>	<u>152,602.72</u>	<u>.00</u>	<u>(152,602.72)</u>	<u>.0</u>

CITY OF TREMONTON
 FUND SUMMARY
 FOR THE 9 MONTHS ENDING MARCH 31, 2026

SPECIAL REVENUE FUND - PARKS

	PERIOD ACTUAL	YTD ACTUAL	BUDGET	VARIANCE	PCNT
<u>REVENUE</u>					
OTHER INCOME	30,275.66	794,054.82	697,000.00	(97,054.82)	113.9
	30,275.66	794,054.82	697,000.00	(97,054.82)	113.9
<u>EXPENDITURES</u>					
PARKS & RECREATION	1,160.25	627,552.85	697,000.00	69,447.15	90.0
	1,160.25	627,552.85	697,000.00	69,447.15	90.0
NET REVENUE OVER EXPENDITURES	29,115.41	166,501.97	.00	(166,501.97)	.0

CITY OF TREMONTON
 FUND SUMMARY
 FOR THE 9 MONTHS ENDING MARCH 31, 2026

FIRE DEPARTMENT

	PERIOD ACTUAL	YTD ACTUAL	BUDGET	VARIANCE	PCNT
<u>REVENUE</u>					
EMS INTERGOVERNMENTAL REV	(52,000.00)	.00	.00	.00	.0
FIRE INTERGOVERNMENTAL REV	.00	.00	49,000.00	49,000.00	.0
EMS - CHARGES FOR SERVICES	(86,387.86)	1,013,386.80	1,290,000.00	276,613.20	78.6
FIRE - OTHER INCOME	3,488.17	15,486.59	11,000.00	(4,486.59)	140.8
EMS - OTHER INCOME	59,633.03	132,443.19	4,100.00	(128,343.19)	3230.3
MISC INCOME	.00	1,006,900.00	1,033,900.00	27,000.00	97.4
	(75,266.66)	2,168,216.58	2,388,000.00	219,783.42	90.8
<u>EXPENDITURES</u>					
NON-DEPARTMENTAL EXPENSE	25,851.29	290,239.67	462,200.00	171,960.33	62.8
FIRE DEPARTMENT EXPENSE	6,470.66	74,698.23	143,000.00	68,301.77	52.2
EMS DEPARTMENT EXPENSE	114,360.24	1,131,946.09	1,770,600.00	638,653.91	63.9
ADMINISTRATIVE FEES	.00	12,200.00	12,200.00	.00	100.0
	146,682.19	1,509,083.99	2,388,000.00	878,916.01	63.2
NET REVENUE OVER EXPENDITURES	(221,948.85)	659,132.59	.00	(659,132.59)	.0

CITY OF TREMONTON
 FUND SUMMARY
 FOR THE 9 MONTHS ENDING MARCH 31, 2026

ROADS DEPARTMENT

	PERIOD ACTUAL	YTD ACTUAL	BUDGET	VARIANCE	PCNT
<u>REVENUE</u>					
TAXES	18,607.35	167,006.31	280,000.00	112,993.69	59.7
OTHER INTERGOVERNMENTAL REV	.00	611,314.67	850,000.00	238,685.33	71.9
OTHER INCOME	416.80	918.82	.00	(918.82)	.0
IMPACT FEES	14,406.17	154,824.75	100,000.00	(54,824.75)	154.8
SOURCE 39	.00	.00	(280,200.00)	(280,200.00)	.0
	<u>33,430.32</u>	<u>934,064.55</u>	<u>949,800.00</u>	<u>15,735.45</u>	<u>98.3</u>
<u>EXPENDITURES</u>					
ROADS DEPARTMENT	78,796.51	793,718.86	908,800.00	115,081.14	87.3
CLASS C ROAD PROJECT	550.00	10,550.00	41,000.00	30,450.00	25.7
	<u>79,346.51</u>	<u>804,268.86</u>	<u>949,800.00</u>	<u>145,531.14</u>	<u>84.7</u>
NET REVENUE OVER EXPENDITURES	<u>(45,916.19)</u>	<u>129,795.69</u>	<u>.00</u>	<u>(129,795.69)</u>	<u>.0</u>

CITY OF TREMONTON
 FUND SUMMARY
 FOR THE 9 MONTHS ENDING MARCH 31, 2026

CAPITAL PROJECTS FUND

	PERIOD ACTUAL	YTD ACTUAL	BUDGET	VARIANCE	PCNT
<u>REVENUE</u>					
INTEREST	9,888.94	94,805.89	65,000.00	(29,805.89)	145.9
TRANSFERS/FUND BAL TO BE APPRO	.00	.00	600,000.00	600,000.00	.0
	<u>9,888.94</u>	<u>94,805.89</u>	<u>665,000.00</u>	<u>570,194.11</u>	<u>14.3</u>
<u>EXPENDITURES</u>					
CIVIC CENTER CAPITAL PROJECTS	.00	4,147.00	.00	(4,147.00)	.0
POLICE DEPT CAPITAL PROJECTS	21,185.00	48,224.00	50,000.00	1,776.00	96.5
STREETS DEPT CAPITAL PROJECTS	.00	.00	330,000.00	330,000.00	.0
PARKS CAPITAL PROJECTS	30,000.00	30,000.00	160,000.00	130,000.00	18.8
SENIORS CAPITAL PROJECTS	.00	.00	25,000.00	25,000.00	.0
CEMETERY CAPITAL PROJECTS	.00	64,564.94	75,000.00	10,435.06	86.1
LIBRARY CAPITAL PROJECTS	.00	.00	25,000.00	25,000.00	.0
	<u>51,185.00</u>	<u>146,935.94</u>	<u>665,000.00</u>	<u>518,064.06</u>	<u>22.1</u>
NET REVENUE OVER EXPENDITURES	<u>(41,296.06)</u>	<u>(52,130.05)</u>	<u>.00</u>	<u>52,130.05</u>	<u>.0</u>

CITY OF TREMONTON
 FUND SUMMARY
 FOR THE 9 MONTHS ENDING MARCH 31, 2026

VEHICLE/EQUIP CAP PROJECT FUND

	PERIOD ACTUAL	YTD ACTUAL	BUDGET	VARIANCE	PCNT
<u>REVENUE</u>					
INTERGOVERNMENTAL REVENUE	52,000.00	52,000.00	.00	(52,000.00)	.0
MISCELLANEOUS INCOME	4,162.82	37,363.20	45,000.00	7,636.80	83.0
TRANSFERS/FUND BAL TO BE APPRO	.00	650,095.00	910,000.00	259,905.00	71.4
	<u>56,162.82</u>	<u>739,458.20</u>	<u>955,000.00</u>	<u>215,541.80</u>	<u>77.4</u>
<u>EXPENDITURES</u>					
POLICE DEPARTMENT	38,586.24	262,269.71	383,000.00	120,730.29	68.5
STREET DEPARTMENT	28,193.19	190,558.04	240,000.00	49,441.96	79.4
HOME DELIVERED MEALS	.00	30,204.00	32,000.00	1,796.00	94.4
FIRE DEPARTMENT	285,655.00	285,655.00	300,000.00	14,345.00	95.2
	<u>352,434.43</u>	<u>768,686.75</u>	<u>955,000.00</u>	<u>186,313.25</u>	<u>80.5</u>
NET REVENUE OVER EXPENDITURES	<u>(296,271.61)</u>	<u>(29,228.55)</u>	<u>.00</u>	<u>29,228.55</u>	<u>.0</u>

CITY OF TREMONTON
 FUND SUMMARY
 FOR THE 9 MONTHS ENDING MARCH 31, 2026

TRANS CAPACITY CAPITAL FUND

	PERIOD ACTUAL	YTD ACTUAL	BUDGET	VARIANCE	PCNT
<u>REVENUE</u>					
INTEREST	13,420.11	125,526.21	120,000.00	(5,526.21)	104.6
TRANSFERS/FUND BAL TO BE APPRO	.00	.00	1,717,000.00	1,717,000.00	.0
	<u>13,420.11</u>	<u>125,526.21</u>	<u>1,837,000.00</u>	<u>1,711,473.79</u>	<u>6.8</u>
<u>EXPENDITURES</u>					
VEHICLE CAPACITY PROJECTS	.00	20,977.35	1,837,000.00	1,816,022.65	1.1
	<u>.00</u>	<u>20,977.35</u>	<u>1,837,000.00</u>	<u>1,816,022.65</u>	<u>1.1</u>
NET REVENUE OVER EXPENDITURES	<u>13,420.11</u>	<u>104,548.86</u>	<u>.00</u>	<u>(104,548.86)</u>	<u>.0</u>

CITY OF TREMONTON
 FUND SUMMARY
 FOR THE 9 MONTHS ENDING MARCH 31, 2026

WATER UTILITY FUND

	PERIOD ACTUAL	YTD ACTUAL	BUDGET	VARIANCE	PCNT
<u>REVENUE</u>					
OTHER REVENUE	32,718.83	279,011.26	663,500.00	384,488.74	42.1
UTILITY REVENUE	120,452.95	2,177,651.08	2,767,500.00	589,848.92	78.7
CONTRIBUTIONS & TRANSFERS	.00	.00	2,938,400.00	2,938,400.00	.0
IMPACT FEES	37,641.17	410,997.43	315,000.00	(95,997.43)	130.5
	<u>190,812.95</u>	<u>2,867,659.77</u>	<u>6,684,400.00</u>	<u>3,816,740.23</u>	<u>42.9</u>
<u>EXPENDITURES</u>					
WATER DEPARTMENT UTILITY FUND	403,903.78	1,945,947.29	3,984,500.00	2,038,552.71	48.8
SECONDARY WATER	203,213.72	527,299.80	2,665,400.00	2,138,100.20	19.8
ADMIN SERVICE CHARGES	.00	34,500.00	34,500.00	.00	100.0
	<u>607,117.50</u>	<u>2,507,747.09</u>	<u>6,684,400.00</u>	<u>4,176,652.91</u>	<u>37.5</u>
NET REVENUE OVER EXPENDITURES	<u>(416,304.55)</u>	<u>359,912.68</u>	<u>.00</u>	<u>(359,912.68)</u>	<u>.0</u>

CITY OF TREMONTON
 FUND SUMMARY
 FOR THE 9 MONTHS ENDING MARCH 31, 2026

TREATMENT PLANT FUND

	PERIOD ACTUAL	YTD ACTUAL	BUDGET	VARIANCE	PCNT
<u>REVENUE</u>					
OTHER INCOME	29,525.87	269,232.94	251,000.00	(18,232.94)	107.3
UTILITY REVENUE	187,869.80	1,591,832.52	1,903,000.00	311,167.48	83.7
CONTRIBUTIONS & TRANSFERS	.00	.00	6,958,700.00	6,958,700.00	.0
IMPACT FEES	21,391.66	232,973.02	180,000.00	(52,973.02)	129.4
	<u>238,787.33</u>	<u>2,094,038.48</u>	<u>9,292,700.00</u>	<u>7,198,661.52</u>	<u>22.5</u>
<u>EXPENDITURES</u>					
TREATMENT PLANT	143,979.40	1,116,884.09	8,957,600.00	7,840,715.91	12.5
COMPOST OPERATIONS	11,698.15	179,328.22	325,500.00	146,171.78	55.1
ADMIN SERVICE CHARGES	.00	9,600.00	9,600.00	.00	100.0
	<u>155,677.55</u>	<u>1,305,812.31</u>	<u>9,292,700.00</u>	<u>7,986,887.69</u>	<u>14.1</u>
NET REVENUE OVER EXPENDITURES	<u><u>83,109.78</u></u>	<u><u>788,226.17</u></u>	<u><u>.00</u></u>	<u><u>(788,226.17)</u></u>	<u><u>.0</u></u>

CITY OF TREMONTON
 FUND SUMMARY
 FOR THE 9 MONTHS ENDING MARCH 31, 2026

SEWER FUND

	PERIOD ACTUAL	YTD ACTUAL	BUDGET	VARIANCE	PCNT
<u>REVENUE</u>					
OTHER REVENUE	1,704.31	18,166.81	10,000.00	(8,166.81)	181.7
UTILITY REVENUE	25,449.81	223,528.46	285,500.00	61,971.54	78.3
CONTRIBUTIONS & TRANSFERS	.00	.00	171,650.00	171,650.00	.0
IMPACT FEES	7,466.20	73,430.59	82,000.00	8,569.41	89.6
	<u>34,620.32</u>	<u>315,125.86</u>	<u>549,150.00</u>	<u>234,024.14</u>	<u>57.4</u>
<u>EXPENDITURES</u>					
SEWER DEPARTMENT	23,696.52	355,857.15	525,150.00	169,292.85	67.8
ADMIN SERVICE CHARGES	.00	24,000.00	24,000.00	.00	100.0
	<u>23,696.52</u>	<u>379,857.15</u>	<u>549,150.00</u>	<u>169,292.85</u>	<u>69.2</u>
NET REVENUE OVER EXPENDITURES	<u>10,923.80</u>	<u>(64,731.29)</u>	<u>.00</u>	<u>64,731.29</u>	<u>.0</u>

CITY OF TREMONTON
 FUND SUMMARY
 FOR THE 9 MONTHS ENDING MARCH 31, 2026

STORM DRAIN FUND

	PERIOD ACTUAL	YTD ACTUAL	BUDGET	VARIANCE	PCNT
<u>REVENUE</u>					
OTHER REVENUE	5,639.26	52,970.76	64,000.00	11,029.24	82.8
UTILITY REVENUE	18,027.38	160,108.29	212,000.00	51,891.71	75.5
IMPACT FEES	14,282.16	201,567.52	269,000.00	67,432.48	74.9
	<u>37,948.80</u>	<u>414,646.57</u>	<u>545,000.00</u>	<u>130,353.43</u>	<u>76.1</u>
<u>EXPENDITURES</u>					
STORM DRAIN UTILITY FUND	7,085.03	297,202.50	521,800.00	224,597.50	57.0
ADMIN SERVICE CHARGES	.00	23,200.00	23,200.00	.00	100.0
	<u>7,085.03</u>	<u>320,402.50</u>	<u>545,000.00</u>	<u>224,597.50</u>	<u>58.8</u>
NET REVENUE OVER EXPENDITURES	<u><u>30,863.77</u></u>	<u><u>94,244.07</u></u>	<u><u>.00</u></u>	<u><u>(94,244.07)</u></u>	<u><u>.0</u></u>

CITY OF TREMONTON
 FUND SUMMARY
 FOR THE 9 MONTHS ENDING MARCH 31, 2026

SOLID WASTE FUND

	PERIOD ACTUAL	YTD ACTUAL	BUDGET	VARIANCE	PCNT
<u>REVENUE</u>					
OTHER REVENUE	703.31	5,206.39	4,000.00	(1,206.39)	130.2
CHARGES FOR SERVICE	80,499.84	714,884.09	941,500.00	226,615.91	75.9
CONTRIBUTIONS & TRANSFERS	.00	.00	(33,300.00)	(33,300.00)	.0
	<u>81,203.15</u>	<u>720,090.48</u>	<u>912,200.00</u>	<u>192,109.52</u>	<u>78.9</u>
<u>EXPENDITURES</u>					
SOLID WASTE FUND	69,897.88	543,833.56	910,500.00	366,666.44	59.7
ADMIN SERVICE CHARGES	.00	1,700.00	1,700.00	.00	100.0
	<u>69,897.88</u>	<u>545,533.56</u>	<u>912,200.00</u>	<u>366,666.44</u>	<u>59.8</u>
NET REVENUE OVER EXPENDITURES	<u><u>11,305.27</u></u>	<u><u>174,556.92</u></u>	<u><u>.00</u></u>	<u><u>(174,556.92)</u></u>	<u><u>.0</u></u>

CITY OF TREMONTON
 FUND SUMMARY
 FOR THE 9 MONTHS ENDING MARCH 31, 2026

RDA DIST #2 FUND - DOWNTOWN

	PERIOD ACTUAL	YTD ACTUAL	BUDGET	VARIANCE	PCNT
<u>REVENUE</u>					
TAXES	.00	.00	600,000.00	600,000.00	.0
OTHER INCOME	5,589.86	56,340.43	55,000.00	(1,340.43)	102.4
CONTRIBUTIONS & TRANSFERS	.00	.00	118,880.00	118,880.00	.0
	<u>5,589.86</u>	<u>56,340.43</u>	<u>773,880.00</u>	<u>717,539.57</u>	<u>7.3</u>
<u>EXPENDITURES</u>					
REDEVELOPMENT #2	.00	199,272.63	773,880.00	574,607.37	25.8
	<u>.00</u>	<u>199,272.63</u>	<u>773,880.00</u>	<u>574,607.37</u>	<u>25.8</u>
NET REVENUE OVER EXPENDITURES	<u>5,589.86</u>	<u>(142,932.20)</u>	<u>.00</u>	<u>142,932.20</u>	<u>.0</u>

CITY OF TREMONTON
 FUND SUMMARY
 FOR THE 9 MONTHS ENDING MARCH 31, 2026

RDA DIST #3 FUND - INDUST PARK

	PERIOD ACTUAL	YTD ACTUAL	BUDGET	VARIANCE	PCNT
<u>REVENUE</u>					
OTHER INCOME	.00	1,048.64	.00	(1,048.64)	.0
	.00	1,048.64	.00	(1,048.64)	.0
<u>EXPENDITURES</u>					
	.00	.00	.00	.00	.0
NET REVENUE OVER EXPENDITURES	.00	1,048.64	.00	(1,048.64)	.0

CITY OF TREMONTON
 FUND SUMMARY
 FOR THE 9 MONTHS ENDING MARCH 31, 2026

RDA DIST #3 - WEST LIBERTY

	PERIOD ACTUAL	YTD ACTUAL	BUDGET	VARIANCE	PCNT
<u>REVENUE</u>					
OTHER INCOME	6,428.96	69,070.46	910,000.00	840,929.54	7.6
	6,428.96	69,070.46	910,000.00	840,929.54	7.6
<u>EXPENDITURES</u>					
W.LIB FOODS/HOUSING PLAN IMPRO	.00	400,000.00	910,000.00	510,000.00	44.0
	.00	400,000.00	910,000.00	510,000.00	44.0
NET REVENUE OVER EXPENDITURES	6,428.96	(330,929.54)	.00	330,929.54	.0

CITY OF TREMONTON
 COMBINED CASH INVESTMENT
 MARCH 31, 2026

COMBINED CASH ACCOUNTS

01-11112	CASH IN CHECKING - ZIONS BANK	54,790.61
01-11113	ON-LINE PAY UTIL - CLEARING	(132.25)
01-11114	ONLINE PAY - AMB - CLEARING	(990.12)
01-11115	XPRESS DEPOSIT ACCOUNT	268,902.95
01-11116	CASH IN CHECKING - ZIONS SWEEP	420,669.49
01-11451	RET CKS - CLEARING ZIONS BANK	486.02
01-11610	CASH IN INVESTMENTS - PTIF	37,627,585.04
01-11618	CASH IN INVESTMENTS - ZIONS BK	506,717.84
01-11750	UTILITY CLEARING	64.99
01-11760	COURT CASH CLEARING	5,506.80
	TOTAL COMBINED CASH	38,883,601.37
01-11800	ACCOUNTS RECEIVABLE CLEARING	(549.68)
01-11900	TOTAL ALLOCATION - OTHER FUNDS	(38,883,051.69)
	TOTAL UNALLOCATED CASH	<u>.00</u>

CASH ALLOCATION RECONCILIATION

10	ALLOCATION TO GENERAL FUND	4,713,899.08
21	ALLOCATION TO FOOD PANTRY - SPECIAL REV FUND	384,784.91
25	ALLOCATION TO RECREATION	591,172.65
26	ALLOCATION TO SPECIAL REVENUE FUND - PARKS	1,895,829.46
28	ALLOCATION TO FIRE DEPARTMENT	1,086,259.33
29	ALLOCATION TO ROADS DEPARTMENT	129,795.69
40	ALLOCATION TO CAPITAL PROJECTS FUND	3,079,537.16
41	ALLOCATION TO VEHICLE/EQUIP CAP PROJECT FUND	1,296,352.17
42	ALLOCATION TO TRANS CAPACITY CAPITAL FUND	4,179,187.77
51	ALLOCATION TO WATER UTILITY FUND	6,327,605.75
52	ALLOCATION TO TREATMENT PLANT FUND	8,905,910.71
54	ALLOCATION TO SEWER FUND	530,742.38
55	ALLOCATION TO STORM DRAIN FUND	1,756,135.32
57	ALLOCATION TO SOLID WASTE FUND	219,018.60
71	ALLOCATION TO RDA DIST #2 FUND - DOWNTOWN	1,740,750.28
72	ALLOCATION TO RDA DIST #3 FUND - INDUST PARK	44,014.03
73	ALLOCATION TO RDA DIST #3 - WEST LIBERTY	2,002,056.40
	TOTAL ALLOCATIONS TO OTHER FUNDS	38,883,051.69
	ALLOCATION FROM COMBINED CASH FUND - 01-11900	(38,883,051.69)
	ZERO PROOF IF ALLOCATIONS BALANCE	<u>.00</u>

CITY OF TREMONTON
BALANCE SHEET
MARCH 31, 2026

GENERAL FUND

ASSETS

10-11100	CASH FROM COMBINED FUND	4,713,899.08
10-11200	CASH IN TILL	499.98
10-11202	PETTY CASH FUND SENIOR CENTER	10.00
10-11300	LIBRARY CASH IN TILL	20.00
10-13100	ACCOUNTS RECEIVABLE - GF	55,996.65
10-13103	ACCOUNTS RECEIVABLE GARBAGE	6.50
10-13120	ACCOUNTS RECEIVABLE NSF	762.19
10-13180	ACCOUNTS REC SALES TAX	559,387.82
10-13181	PROPERTY TAX RECEIVABLE	3,277,350.00
10-13182	A/R TRANSIENT ROOM TAX	11,758.79
10-13403	TAX ASSESSMENT RECEIVABLE	49,697.12
10-13500	UTILITY FRANCHISE LEASE REC/VBL	112,063.20
		8,781,451.33
TOTAL ASSETS		8,781,451.33

LIABILITIES AND EQUITY

LIABILITIES

10-21100	ACCOUNTS PAYABLE	118,341.05
10-21150	DEFERRED REVENUE	.20
10-21151	DEFERRED REVENUE - GASB 34	3,277,350.00
10-21910	DUE FROM EMPLOYEE	(42.47)
10-22300	FICA PAYABLE	4.81
10-22400	STATE W/H TAXES PAYABLE	17,472.33
10-22440	AMERICAN HERITAGE LIFE INS	(943.17)
10-22450	DISABILITY PAYABLE	5,110.52
10-22460	PRE LEGAL PAYABLE	(64.62)
10-22500	UTAH STATE RETIREMENT PAYABLE	44,801.44
10-22510	HEALTH INSURANCE PAYABLE	(88,560.57)
10-22520	DENTAL INSURANCE PAYABLE	(7,533.13)
10-22530	VISION INSURANCE PAYABLE	(38.60)
10-22540	LIFE INSURANCE PAYABLE	(7,236.82)
10-22710	CLOTHING DEDUCTIONS PAYABLE	(6,077.25)
10-22720	FD CLOTHING DEDUCTIONS PAYABLE	(1,147.67)
10-22920	HEALTH SAVINGS ACCOUNT	990.00
10-22990	MISC DEDUCTIONS PAYABLE	2,764.25
10-24510	SURCHARGE 35%	(661.97)
10-24520	SURCHARGE 90%	4,999.98
10-24521	SECURITY SURCHARGE	160.06
10-24522	NEW ADDITIONAL STATE SURCHARGE	718.26
10-24523	OFF ROAD VEHICLE SURCHARGE	(85.00)
10-24524	DEFERRED PROSECUTION FEE	(25.00)
10-24525	COURT CASH BAIL/TRUST	8,095.77
10-24535	PD EVIDENCE MONEY	1,892.66
10-24700	DEVELOPER FEE-IN-LIEU CHIPSEAL	234,647.25
10-24710	DEVELOPER FEE-IN-LIEU OTHER	559,124.03
10-24720	DEVELOPER CASH BONDS	411,154.57
		4,575,210.91
TOTAL LIABILITIES		4,575,210.91

CITY OF TREMONTON
BALANCE SHEET
MARCH 31, 2026

GENERAL FUND

FUND EQUITY

UNAPPROPRIATED FUND BALANCE:			
10-29800 FUND BALANCE - BEGINN OF YEAR	3,478,844.05		
REVENUE OVER EXPENDITURES - YTD	<u>727,396.37</u>		
BALANCE - CURRENT DATE		<u>4,206,240.42</u>	
TOTAL FUND EQUITY			<u>4,206,240.42</u>
TOTAL LIABILITIES AND EQUITY			<u><u>8,781,451.33</u></u>

CITY OF TREMONTON
REVENUES WITH COMPARISON TO BUDGET
FOR THE 9 MONTHS ENDING MARCH 31, 2026

GENERAL FUND

	PERIOD ACTUAL	YTD ACTUAL	BUDGET	UNEARNED	PCNT
<u>TAXES</u>					
10-31-100 GENERAL PROPERTY TAXES - CURR	33,086.79	2,927,405.24	3,277,000.00	349,594.76	89.3
10-31-110 PENALTY/INTEREST	218.24	19,315.09	1,000.00	(18,315.09)	1931.5
10-31-112 AUTO IN LIEU	11,033.49	118,549.90	180,000.00	61,450.10	65.9
10-31-120 PRIOR YR TAXES DELINQUENT	31,286.19	100,023.93	15,000.00	(85,023.93)	666.8
10-31-130 GEN SALES & USE TAXES	209,347.45	2,422,658.49	3,275,000.00	852,341.51	74.0
10-31-150 FRANCHISE TAX CABLE TV/COMCAST	.00	10,307.45	16,000.00	5,692.55	64.4
10-31-160 TELECOMMUNICATION FRANCHISE TX	18,396.99	46,174.11	55,000.00	8,825.89	84.0
10-31-161 ELECTRIC ENERGY TAX	70,205.22	690,466.21	820,000.00	129,533.79	84.2
10-31-162 NATURAL GAS ENERGY TAX	31,406.54	215,247.14	280,000.00	64,752.86	76.9
10-31-163 TRANSIENT ROOM TAX	2,320.38	41,383.23	65,000.00	23,616.77	63.7
TOTAL TAXES	407,301.29	6,591,530.79	7,984,000.00	1,392,469.21	82.6
<u>LICENSES & PERMITS</u>					
10-32-210 BUSINESS LICENSES & PERMITS	2,396.78	39,870.67	43,000.00	3,129.33	92.7
10-32-211 CONDITIONAL USE PERMIT	.00	20.00	.00	(20.00)	.0
10-32-220 BUILDING PERMITS	43,424.44	455,011.15	200,000.00	(255,011.15)	227.5
10-32-221 BUILDING PERMITS ADMIN. FEES	15,287.02	131,433.33	75,000.00	(56,433.33)	175.2
10-32-223 DEVELOPMENT PERMITS	.00	22,084.93	.00	(22,084.93)	.0
10-32-224 SUBDIVISION SIGNS	1,720.00	1,720.00	.00	(1,720.00)	.0
10-32-225 NEW STREETLIGHTS	17,500.00	24,500.00	.00	(24,500.00)	.0
10-32-250 ANIMAL LICENSES	800.00	2,460.00	3,500.00	1,040.00	70.3
TOTAL LICENSES & PERMITS	81,128.24	677,100.08	321,500.00	(355,600.08)	210.6
<u>INTERGOVERNMENTAL - SENIOR SER</u>					
10-33-314 SENIOR TITLE III B	.00	10,742.00	14,000.00	3,258.00	76.7
10-33-316 STATE SERVICE	.00	7,140.00	8,000.00	860.00	89.3
10-33-317 BRAG MISC.	.00	.00	2,500.00	2,500.00	.0
10-33-318 STATE TRANSPORTATION	.00	.00	700.00	700.00	.0
10-33-320 SENIOR TITLE III C-1	.00	11,454.94	20,000.00	8,545.06	57.3
10-33-322 USDA CASH IN LIEU III C-1	.00	4,995.78	6,500.00	1,504.22	76.9
10-33-324 STATE NUTRITION C-1	.00	4,089.00	1,000.00	(3,089.00)	408.9
10-33-326 CONGREGATE MEALS INCOME	4,442.70	29,274.78	19,200.00	(10,074.78)	152.5
10-33-327 HOME DELIVERED MEAL INCOME	4,697.00	56,771.66	60,000.00	3,228.34	94.6
10-33-330 SENIOR TITLE III C-2	.00	6,400.00	14,500.00	8,100.00	44.1
10-33-332 USDA CASH IN LIEU III C-2	.00	14,848.72	6,600.00	(8,248.72)	225.0
10-33-334 STATE NUTRITION C-2	.00	2,074.00	1,000.00	(1,074.00)	207.4
10-33-336 STATE HOME DELIVERED MEALS	.00	11,126.00	20,000.00	8,874.00	55.6
10-33-337 HEALTH INSURANCE COUNSELING	.00	.00	3,000.00	3,000.00	.0
10-33-340 STATE SERVICE IIIF	.00	.00	3,000.00	3,000.00	.0
10-33-341 SENIOR TITLE IIID	.00	3,240.00	3,100.00	(140.00)	104.5
10-33-342 STATE SERVICE IIID	.00	.00	2,000.00	2,000.00	.0
10-33-352 LOCAL GOVERNMENT CONTRIBUTIONS	11,495.00	119,742.00	75,000.00	(44,742.00)	159.7
TOTAL INTERGOVERNMENTAL - SENIOR SE	20,634.70	281,898.88	260,100.00	(21,798.88)	108.4

CITY OF TREMONTON
REVENUES WITH COMPARISON TO BUDGET
FOR THE 9 MONTHS ENDING MARCH 31, 2026

GENERAL FUND

	PERIOD ACTUAL	YTD ACTUAL	BUDGET		UNEARNED	PCNT
<u>OTHER INTERGOVERNMENTAL REV.</u>						
10-34-364 STATE LIQUOR FUND ALLOTMENT	33,219.24	33,219.24	16,000.00	(17,219.24)	207.6
10-34-370 LIBRARY STATE GRANT (CLEF)	.00	.00	6,500.00		6,500.00	.0
10-34-378 LIBRARY GRANT	5,361.30	5,984.30	500.00	(5,484.30)	1196.9
10-34-383 PRC GRANTS - STATE	.00	9,650.00	10,000.00		350.00	96.5
10-34-398 PD OVERTIME REIMBURSEMENT	.00	2,767.01	9,000.00		6,232.99	30.7
10-34-465 LIBRARY LSTA GRANT	.00	6,573.86	.00	(6,573.86)	.0
TOTAL OTHER INTERGOVERNMENTAL REV.	38,580.54	58,194.41	42,000.00	(16,194.41)	138.6
<u>OTHER INCOME</u>						
10-36-431 ANNEXATION FEES	.00	.00	1,100.00		1,100.00	.0
10-36-440 CEMETERY OPENING FEES	4,600.00	28,350.00	20,000.00	(8,350.00)	141.8
10-36-445 CEMETERY LOT SALES	6,000.00	15,600.00	20,000.00		4,400.00	78.0
10-36-446 CEMETERY TRANSFER FEES	.00	200.00	100.00	(100.00)	200.0
10-36-460 LIBRARY FEES	371.45	3,075.80	5,000.00		1,924.20	61.5
10-36-500 COURT FINES & FORFEITURES	12,438.80	95,044.60	90,000.00	(5,044.60)	105.6
10-36-511 SERVING FEE - TREMONTON	.00	50.00	100.00		50.00	50.0
10-36-528 POLICE DEPARTMENT FEES	553.50	8,562.75	6,000.00	(2,562.75)	142.7
10-36-530 GARBAGE COLLECTION CHARGES	6.50	6.50	.00	(6.50)	.0
10-36-532 GARBAGE CAN PURCHASE	1,500.00	150.00	.00	(150.00)	.0
10-36-535 WORKMAN'S COMP REIMB-REFUND	.00	2,116.64	.00	(2,116.64)	.0
10-36-537 RR INSPECTION REIMBURSEMENT	.00	15,219.35	14,250.00	(969.35)	106.8
10-36-538 RR MAINTENANCE REIMBURSEMENT	.00	.00	9,000.00		9,000.00	.0
10-36-579 RENTAL ON BOWERY/STAGE	.00	.00	100.00		100.00	.0
10-36-585 RENT FROM SENIOR BUILDING	900.00	3,485.00	2,000.00	(1,485.00)	174.3
10-36-586 GROUND LEASE/BILLBOARDS/CELL T	461.24	4,160.40	5,000.00		839.60	83.2
10-36-601 OTHER REVENUE	585.82	26,196.70	6,000.00	(20,196.70)	436.6
10-36-610 INTEREST EARNING	15,530.76	132,607.81	240,000.00		107,392.19	55.3
10-36-613 ULGT TARP PROGRAM	.00	3,870.00	3,400.00	(470.00)	113.8
10-36-614 YOUTH CITY COUNCIL	.00	690.00	.00	(690.00)	.0
10-36-615 RESTITUTION	.00	334.38	200.00	(134.38)	167.2
10-36-617 CREDIT CARD SERVICE FEE	416.55	2,953.85	3,000.00		46.15	98.5
10-36-618 CITY CAR COMMUTING REIMBURSEME	57.00	543.00	800.00		257.00	67.9
10-36-660 24TH OF JULY PROCEEDS	100.00	8,009.00	8,000.00	(9.00)	100.1
10-36-661 COMMUNITY EVENTS PROCEEDS	50.00	50.00	5,000.00		4,950.00	1.0
10-36-671 SALE OF SURPLUS PROPERTY	.00	288.00	5,000.00		4,712.00	5.8
10-36-828 K9 FUNDRAISERS	.00	100.00	.00	(100.00)	.0
10-36-830 CONTRIBUTION PRIVATE SOURCES	.00	788.82	.00	(788.82)	.0
10-36-831 PRIVATE DONATION - POLICE	6,340.00	24,741.48	.00	(24,741.48)	.0
10-36-835 PRIVATE DONATION - SENIORS	531.06	15,577.93	2,000.00	(13,577.93)	778.9
10-36-843 ANIMAL SHELTER DONATIONS	164.50	538.50	3,000.00		2,461.50	18.0
10-36-844 SENIOR PROGRAMS	15.00	5,295.71	3,000.00	(2,295.71)	176.5
10-36-845 ANIMAL SHELTER ADOPTIONS	70.00	1,389.26	2,000.00		610.74	69.5
10-36-849 INSURANCE PROCEEDS	9,036.83	166,329.93	63,000.00	(103,329.93)	264.0
10-36-858 PROCEEDS PANTRY LEASE	.00	100.00	.00	(100.00)	.0
TOTAL OTHER INCOME	59,729.01	566,425.41	517,050.00	(49,375.41)	109.6

CITY OF TREMONTON
REVENUES WITH COMPARISON TO BUDGET
FOR THE 9 MONTHS ENDING MARCH 31, 2026

GENERAL FUND

	PERIOD ACTUAL	YTD ACTUAL	BUDGET	UNEARNED	PCNT
<u>ADMINISTRATION SERVICES</u>					
10-37-128 ADMIN SERVICES TO FIRE DEPT	.00	12,200.00	12,200.00	.00	100.0
10-37-151 ADMIN SERVICES TO WATER FUND	.00	34,500.00	34,500.00	.00	100.0
10-37-152 ADMIN SERVICES TO WWTP FUND	.00	9,600.00	9,600.00	.00	100.0
10-37-154 ADMIN SERVICES TO THE SEWER FD	.00	24,000.00	24,000.00	.00	100.0
10-37-155 ADMIN SERVICE TO THE STORM FD	.00	23,200.00	23,200.00	.00	100.0
10-37-156 ADMIN SERVICES TO THE REC FUND	.00	12,000.00	12,000.00	.00	100.0
10-37-157 ADMIN SERVICES FOR FOOD PANTRY	.00	350.00	350.00	.00	100.0
10-37-158 ADMIN SERVICES TO SOLID WASTE	.00	1,700.00	1,700.00	.00	100.0
TOTAL ADMINISTRATION SERVICES	.00	117,550.00	117,550.00	.00	100.0
<u>TRANSFERS/FUND BAL TO BE APPR</u>					
10-39-999 FUND BALANCE TO BE APPROPRIATE	.00	.00	587,095.00	587,095.00	.0
TOTAL TRANSFERS/FUND BAL TO BE APPR	.00	.00	587,095.00	587,095.00	.0
TOTAL FUND REVENUE	607,373.78	8,292,699.57	9,829,295.00	1,536,595.43	84.4

CITY OF TREMONTON
EXPENDITURES WITH COMPARISON TO BUDGET
FOR THE 9 MONTHS ENDING MARCH 31, 2026

GENERAL FUND

	PERIOD ACTUAL	YTD ACTUAL	BUDGET	UNEXPENDED	PCNT
<u>NON DEPARTMENTAL</u>					
10-40-160 HEALTH, SAFETY & WELFARE	373.17	32,003.43	35,000.00	2,996.57	91.4
10-40-210 BOOKS/SUBSCRIPTIONS/MEMBERSHIP	.00	.00	600.00	600.00	.0
10-40-212 MEMBERSHIPS/DUES	.00	543.08	700.00	156.92	77.6
10-40-220 PUBLIC NOTICES	.00	.00	100.00	100.00	.0
10-40-240 OFFICE SUPPLIES & EXPENSES	14.48	989.42	3,000.00	2,010.58	33.0
10-40-241 POSTAGE	860.96	4,301.41	5,000.00	698.59	86.0
10-40-242 WEB PAGE UPDATE	49.00	487.00	2,000.00	1,513.00	24.4
10-40-243 COPIER/SUPPLIES	140.21	1,380.61	2,800.00	1,419.39	49.3
10-40-244 LOGO/MARKETING	810.92	6,625.65	10,000.00	3,374.35	66.3
10-40-250 SUPPLIES & MAINTENAN	.00	14.93	1,500.00	1,485.07	1.0
10-40-260 BUILDING & GROUNDS MAINTENANCE	.00	.00	500.00	500.00	.0
10-40-262 WENDELL PETTERSON SIGN AGRMNT	.00	3,000.00	1,000.00	(2,000.00)	300.0
10-40-270 UTILITIES (BILLBOARDS/SIGNS)	54.01	447.63	1,000.00	552.37	44.8
10-40-272 ANNUAL BILLBOARD PERMIT	.00	.00	300.00	300.00	.0
10-40-280 TELEPHONE	61.31	282.57	600.00	317.43	47.1
10-40-281 INTERNET	21.00	189.09	300.00	110.91	63.0
10-40-310 SERVICES DATA PROCESSING	36.60	258.10	700.00	441.90	36.9
10-40-312 COMPUTER SOFTWARE	126.63	24,372.90	40,000.00	15,627.10	60.9
10-40-345 BANK FEES	1,067.43	8,993.16	5,000.00	(3,993.16)	179.9
10-40-347 CREDIT CARD SERVICE FEE	258.76	2,614.22	2,100.00	(514.22)	124.5
10-40-370 OTHER PROFESSIONAL & TECHNICAL	.00	14,301.00	17,500.00	3,199.00	81.7
10-40-372 RECORDING FEES	.00	.00	400.00	400.00	.0
10-40-410 INSURANCE	.00	232.74	500.00	267.26	46.6
10-40-450 MISCELLANEOUS SUPPLIES	138.45	229.01	200.00	(29.01)	114.5
10-40-460 MISCELLANEOUS SERVICES	.00	.00	8,500.00	8,500.00	.0
TOTAL NON DEPARTMENTAL	4,012.93	101,265.95	139,300.00	38,034.05	72.7

CITY OF TREMONTON
EXPENDITURES WITH COMPARISON TO BUDGET
FOR THE 9 MONTHS ENDING MARCH 31, 2026

GENERAL FUND

	PERIOD ACTUAL	YTD ACTUAL	BUDGET	UNEXPENDED	PCNT
<u>CITY COUNCIL</u>					
10-41-100 SALARIES	509.30	5,613.67	8,000.00	2,386.33	70.2
10-41-101 OVERTIME WAGES	.00	1,681.56	5,000.00	3,318.44	33.6
10-41-130 BENEFITS	2,914.52	22,484.97	32,000.00	9,515.03	70.3
10-41-212 MEMBERSHIPS/DUES	.00	8,317.15	8,000.00	(317.15)	104.0
10-41-230 TRAVEL	.00	3,022.12	10,500.00	7,477.88	28.8
10-41-241 POSTAGE	2.09	77.44	100.00	22.56	77.4
10-41-244 COMMUNITY RELATIONS	.00	800.00	300.00	(500.00)	266.7
10-41-250 SUPPLIES & MAINTENAN	6.00	36.00	.00	(36.00)	.0
10-41-280 TELEPHONE	104.47	562.69	1,200.00	637.31	46.9
10-41-281 INTERNET	15.15	144.24	400.00	255.76	36.1
10-41-310 DATA PROCESSING	162.25	1,164.55	2,500.00	1,335.45	46.6
10-41-312 COMPUTER SOFTWARE	.00	.00	100.00	100.00	.0
10-41-313 COMPUTER HARDWARE ALLOWANCE	.00	15,564.48	10,000.00	(5,564.48)	155.6
10-41-360 EDUCATION	.00	3,175.00	5,500.00	2,325.00	57.7
10-41-450 MISCELLANEOUS SUPPLIES	280.00	2,478.53	5,000.00	2,521.47	49.6
10-41-460 MISCELLANEOUS SERVICES	.00	.00	300.00	300.00	.0
10-41-570 NEW HOPE CRISIS	.00	2,000.00	2,000.00	.00	100.0
10-41-571 GIRLS AND BOYS CLUB	.00	.00	2,500.00	2,500.00	.0
10-41-573 BOX ELDER CHAMBER	.00	1,000.00	1,100.00	100.00	90.9
TOTAL CITY COUNCIL	3,993.78	68,122.40	94,500.00	26,377.60	72.1
<u>COURT</u>					
10-42-100 SALARIES	6,455.38	60,016.37	82,000.00	21,983.63	73.2
10-42-101 OVERTIME WAGES	81.00	297.00	.00	(297.00)	.0
10-42-102 MERIT	108.28	108.28	100.00	(8.28)	108.3
10-42-106 DRUG TEST/PHYSICAL	.00	99.00	.00	(99.00)	.0
10-42-130 BENEFITS	1,332.50	11,187.19	20,000.00	8,812.81	55.9
10-42-140 WITNESS FEES	.00	.00	300.00	300.00	.0
10-42-142 JUROR FEE	.00	.00	500.00	500.00	.0
10-42-210 BOOKS & SUBSCRIPTIONS	.00	399.26	1,500.00	1,100.74	26.6
10-42-213 INTERPRETER FEES	110.00	624.00	1,500.00	876.00	41.6
10-42-230 TRAVEL	154.01	1,182.44	1,500.00	317.56	78.8
10-42-240 OFFICE SUPPLIES & EXPENSES	.00	407.80	800.00	392.20	51.0
10-42-241 POSTAGE	30.45	208.68	500.00	291.32	41.7
10-42-243 COPIER/SUPPLIES	.00	.00	200.00	200.00	.0
10-42-250 SUPPLIES & MAINTENAN	.00	604.50	200.00	(404.50)	302.3
10-42-280 TELEPHONE	165.78	1,169.34	1,800.00	630.66	65.0
10-42-281 INTERNET	44.67	426.97	1,000.00	573.03	42.7
10-42-310 SERVICES DATA PROCESSING	275.08	1,932.10	3,300.00	1,367.90	58.6
10-42-312 COMPUTER SOFTWARE	.00	550.00	700.00	150.00	78.6
10-42-313 COMPUTER HARDWARE	.00	2,348.98	4,000.00	1,651.02	58.7
10-42-360 EDUCATION	.00	275.00	300.00	25.00	91.7
10-42-450 MISCELLANEOUS SUPPLIES	.00	100.00	100.00	.00	100.0
10-42-460 MISCELLANEOUS SERVICES	.00	49.53	100.00	50.47	49.5
TOTAL COURT	8,757.15	81,986.44	120,400.00	38,413.56	68.1

CITY OF TREMONTON
EXPENDITURES WITH COMPARISON TO BUDGET
FOR THE 9 MONTHS ENDING MARCH 31, 2026

GENERAL FUND

	PERIOD ACTUAL	YTD ACTUAL	BUDGET	UNEXPENDED	PCNT
<u>CITY ADMINISTRATION</u>					
10-45-100 SALARIES	5,467.28	68,565.07	120,000.00	51,434.93	57.1
10-45-101 OVERTIME WAGES	.00	238.12	.00	(238.12)	.0
10-45-102 MERIT	.00	216.56	100.00	(116.56)	216.6
10-45-130 BENEFITS	1,955.41	22,669.31	54,000.00	31,330.69	42.0
10-45-140 HSA CONTRIBUTION	.00	3,600.00	4,800.00	1,200.00	75.0
10-45-212 MEMBERSHIPS/DUES	250.00	250.00	1,200.00	950.00	20.8
10-45-230 TRAVEL	1,050.41	1,705.83	4,200.00	2,494.17	40.6
10-45-251 SUPPLIES & MAINTENAN	6.00	6.00	.00	(6.00)	.0
10-45-280 TELEPHONE	227.09	1,170.95	3,300.00	2,129.05	35.5
10-45-281 INTERNET	88.53	772.09	1,800.00	1,027.91	42.9
10-45-310 SERVICES DATA PROCESSING	562.62	3,763.18	6,800.00	3,036.82	55.3
10-45-312 COMPUTER SOFTWARE	.00	.00	4,300.00	4,300.00	.0
10-45-313 COMPUTER HARDWARE	.00	.00	1,500.00	1,500.00	.0
10-45-360 EDUCATION	185.00	969.00	2,400.00	1,431.00	40.4
10-45-450 MISCELLANEOUS SUPPLIES	.00	73.57	800.00	726.43	9.2
TOTAL CITY ADMINISTRATION	9,792.34	103,999.68	205,200.00	101,200.32	50.7
<u>TREASURER</u>					
10-46-100 SALARIES	4,808.04	45,912.92	54,000.00	8,087.08	85.0
10-46-101 OVERTIME WAGES	265.65	5,252.11	3,000.00	(2,252.11)	175.1
10-46-102 MERIT	.00	108.28	100.00	(8.28)	108.3
10-46-130 BENEFITS	1,843.29	17,811.23	28,000.00	10,188.77	63.6
10-46-140 HSA CONTRIBUTION	.00	2,850.00	3,800.00	950.00	75.0
10-46-212 MEMBERSHIPS/DUES	175.00	444.12	300.00	(144.12)	148.0
10-46-220 CITIZEN RELATIONS ADS/PUB NOT	.00	.00	100.00	100.00	.0
10-46-230 TRAVEL	.00	1,189.48	2,000.00	810.52	59.5
10-46-250 SUPPLIES & MAINTENAN	.00	32.12	.00	(32.12)	.0
10-46-280 TELEPHONE	183.93	890.83	2,400.00	1,509.17	37.1
10-46-281 INTERNET	59.02	565.52	1,400.00	834.48	40.4
10-46-310 SERVICES DATA PROCESSING	387.53	2,729.22	4,800.00	2,070.78	56.9
10-46-312 COMPUTER SOFTWARE	.00	.00	100.00	100.00	.0
10-46-313 COMPUTER HARDWARE	.00	908.00	1,400.00	492.00	64.9
10-46-360 EDUCATION	.00	649.00	1,200.00	551.00	54.1
TOTAL TREASURER	7,722.46	79,342.83	102,600.00	23,257.17	77.3

CITY OF TREMONTON
EXPENDITURES WITH COMPARISON TO BUDGET
FOR THE 9 MONTHS ENDING MARCH 31, 2026

GENERAL FUND

	PERIOD ACTUAL	YTD ACTUAL	BUDGET	UNEXPENDED	PCNT
<u>RECORDER</u>					
10-47-100 SALARIES	3,673.63	35,135.61	50,000.00	14,864.39	70.3
10-47-101 OVERTIME WAGES	.00	.00	1,000.00	1,000.00	.0
10-47-102 MERIT	.00	324.84	100.00	(224.84)	324.8
10-47-103 CONTRACT EMPLOYEE	682.33	5,666.65	9,000.00	3,333.35	63.0
10-47-130 BENEFITS	1,793.40	15,909.91	23,000.00	7,090.09	69.2
10-47-140 HSA CONTRIBUTION	.00	1,300.00	1,300.00	.00	100.0
10-47-210 BOOKS/SUBSCRIPTIONS/	.00	.00	100.00	100.00	.0
10-47-212 MEMBERSHIPS/DUES	85.00	498.78	1,000.00	501.22	49.9
10-47-230 TRAVEL	719.58	1,820.72	2,500.00	679.28	72.8
10-47-241 POSTAGE	.00	.00	100.00	100.00	.0
10-47-250 SUPPLIES & MAINTENANCE	.00	108.85	200.00	91.15	54.4
10-47-280 TELEPHONE	165.78	910.38	2,300.00	1,389.62	39.6
10-47-281 INTERNET	29.51	320.85	800.00	479.15	40.1
10-47-310 SERVICES DATA PROCESSING	199.99	1,500.59	2,500.00	999.41	60.0
10-47-312 COMPUTER SOFTWARE	123.98	19,144.84	16,500.00	(2,644.84)	116.0
10-47-313 COMPUTER HARDWARE	.00	954.45	1,200.00	245.55	79.5
10-47-360 EDUCATION	445.00	853.00	2,500.00	1,647.00	34.1
10-47-450 MISCELLANEOUS SUPPLIES	.00	.00	250.00	250.00	.0
10-47-500 EQUIPMENT LESS THAN \$5000	.00	.00	200.00	200.00	.0
TOTAL RECORDER	7,918.20	84,449.47	114,550.00	30,100.53	73.7
<u>PROFESSIONAL</u>					
10-48-270 UTILITIES (RR CROSSING SIGNAL)	20.10	161.91	300.00	138.09	54.0
10-48-320 ENGINEERING	.00	.00	9,000.00	9,000.00	.0
10-48-330 LEGAL	3,294.00	17,574.00	10,000.00	(7,574.00)	175.7
10-48-331 LEGAL - CRIMINAL	1,282.50	16,132.50	35,000.00	18,867.50	46.1
10-48-340 ACCOUNTING & AUDITING	4,644.10	25,207.09	29,000.00	3,792.91	86.9
10-48-350 OTHER PROFESSIONAL FEES	.00	.00	1,000.00	1,000.00	.0
10-48-352 INDIGENT DEFENSE	.00	7,050.00	8,000.00	950.00	88.1
10-48-370 RAILROAD INSPECTION	1,400.00	10,825.00	13,800.00	2,975.00	78.4
10-48-371 RR MAINTENANCE	.00	.00	4,500.00	4,500.00	.0
TOTAL PROFESSIONAL	10,640.70	76,950.50	110,600.00	33,649.50	69.6
<u>ECONOMIC DEVELOPMENT</u>					
10-49-212 MEMBERSHIP DUES	.00	2,672.00	4,000.00	1,328.00	66.8
10-49-450 MISCELLANEOUS SUPPLIES	.00	.00	500.00	500.00	.0
TOTAL ECONOMIC DEVELOPMENT	.00	2,672.00	4,500.00	1,828.00	59.4

CITY OF TREMONTON
EXPENDITURES WITH COMPARISON TO BUDGET
FOR THE 9 MONTHS ENDING MARCH 31, 2026

GENERAL FUND

	PERIOD ACTUAL	YTD ACTUAL	BUDGET	UNEXPENDED	PCNT
<u>ELECTION</u>					
10-50-100 SALARIES	.00	1,191.87	2,000.00	808.13	59.6
10-50-130 BENEFITS	.00	90.94	.00	(90.94)	.0
10-50-220 PUBLIC NOTICES	.00	.00	100.00	100.00	.0
10-50-460 MISCELLANEOUS SERVICES	.00	23,935.27	25,000.00	1,064.73	95.7
TOTAL ELECTION	.00	25,218.08	27,100.00	1,881.92	93.1
<u>CIVIC CENTER</u>					
10-51-100 SALARIES	548.40	3,727.31	6,000.00	2,272.69	62.1
10-51-130 BENEFITS	47.08	355.95	1,000.00	644.05	35.6
10-51-250 SUPPLIES & MAINT.	72.48	312.48	100.00	(212.48)	312.5
10-51-260 BUILDING & GROUNDS MAINTENANCE	12,985.03	212,198.99	7,000.00	(205,198.99)	3031.4
10-51-268 TREES	.00	.00	300.00	300.00	.0
10-51-270 UTILITIES	980.99	8,886.89	10,500.00	1,613.11	84.6
10-51-271 GAS - (QUESTAR)	638.22	3,298.79	9,000.00	5,701.21	36.7
10-51-281 INTERNET	15.15	144.15	400.00	255.85	36.0
10-51-310 SERVICES DATA PROCESSING	100.00	705.29	1,300.00	594.71	54.3
10-51-312 COMPUTER SOFTWARE	.00	550.00	2,300.00	1,750.00	23.9
10-51-313 COMPUTER HARDWARE	.00	.00	100.00	100.00	.0
10-51-323 CONTRACT LABOR - MOWING	.00	2,992.60	5,000.00	2,007.40	59.9
10-51-410 INSURANCE	.00	2,012.83	1,700.00	(312.83)	118.4
10-51-450 MISCELLANEOUS SUPPLIES	.00	79.78	100.00	20.22	79.8
TOTAL CIVIC CENTER	15,387.35	235,265.06	44,800.00	(190,465.06)	525.2

CITY OF TREMONTON
EXPENDITURES WITH COMPARISON TO BUDGET
FOR THE 9 MONTHS ENDING MARCH 31, 2026

GENERAL FUND

	PERIOD ACTUAL	YTD ACTUAL	BUDGET	UNEXPENDED	PCNT
<u>PLANNING & COMM DEVELOPMENT</u>					
10-52-100 SALARIES	18,158.73	142,959.44	196,000.00	53,040.56	72.9
10-52-101 OVERTIME WAGES	114.57	458.28	.00	(458.28)	.0
10-52-102 MERIT	.00	108.28	200.00	91.72	54.1
10-52-130 BENEFITS	5,559.60	53,219.03	77,000.00	23,780.97	69.1
10-52-140 HSA CONTRIBUTION	.00	2,400.00	2,400.00	.00	100.0
10-52-160 HEALTH, SAFETY & WELFARE	.00	.00	1,000.00	1,000.00	.0
10-52-200 SPECIAL DEPARTMENT SUPPLIES	.00	.00	1,000.00	1,000.00	.0
10-52-220 PUBLIC NOTICES	.00	.00	800.00	800.00	.0
10-52-230 TRAVEL/PARTIES	248.76	2,400.81	6,000.00	3,599.19	40.0
10-52-240 OFFICE SUPPLIES & EXPENSES	.00	291.20	500.00	208.80	58.2
10-52-241 POSTAGE	74.09	101.19	150.00	48.81	67.5
10-52-250 SUPPLIES & MAINTENAN	32.12	1,261.55	2,500.00	1,238.45	50.5
10-52-251 FUEL	124.67	557.57	1,200.00	642.43	46.5
10-52-280 TELEPHONE	184.16	1,105.95	1,200.00	94.05	92.2
10-52-281 INTERNET	15.15	144.15	400.00	255.85	36.0
10-52-310 SERVICES DATA PROCESSING	100.00	705.29	1,300.00	594.71	54.3
10-52-312 COMPUTER SOFTWARE	.00	10,352.00	13,800.00	3,448.00	75.0
10-52-313 COMPUTER HARDWARE	.00	.00	100.00	100.00	.0
10-52-315 MOWING - ZONING ENFORCEMENT	.00	.00	5,000.00	5,000.00	.0
10-52-320 ENGINEERING	15,856.50	54,873.25	75,000.00	20,126.75	73.2
10-52-330 LEGAL	.00	.00	4,500.00	4,500.00	.0
10-52-360 EDUCATION	.00	926.76	2,000.00	1,073.24	46.3
10-52-370 OTHER PROFESSIONAL & TECHNICAL	.00	130,397.58	124,300.00	(6,097.58)	104.9
10-52-410 INSURANCE	.00	2,865.05	3,200.00	334.95	89.5
TOTAL PLANNING & COMM DEVELOPMENT	40,468.35	405,127.38	519,550.00	114,422.62	78.0
<u>TRE. ENFORCEMENT LIQUOR LAWS</u>					
10-53-500 EQUIPMENT LESS THAN \$5000	.00	.00	10,000.00	10,000.00	.0
TOTAL TRE. ENFORCEMENT LIQUOR LAWS	.00	.00	10,000.00	10,000.00	.0

CITY OF TREMONTON
EXPENDITURES WITH COMPARISON TO BUDGET
FOR THE 9 MONTHS ENDING MARCH 31, 2026

GENERAL FUND

	PERIOD ACTUAL	YTD ACTUAL	BUDGET	UNEXPENDED	PCNT
<u>POLICE DEPARTMENT</u>					
10-54-100 SALARIES	141,825.52	1,443,419.71	1,885,000.00	441,580.29	76.6
10-54-101 OVERTIME WAGES	5,389.46	63,128.83	56,000.00	(7,128.83)	112.7
10-54-104 MERIT	108.28	2,713.09	3,700.00	986.91	73.3
10-54-106 DRUG TEST/PHYSICAL	210.00	902.00	1,000.00	98.00	90.2
10-54-130 BENEFITS	76,937.98	691,638.10	995,000.00	303,361.90	69.5
10-54-135 PEER SUPPORT	.00	25,180.94	30,000.00	4,819.06	83.9
10-54-140 HSA CONTRIBUTION	.00	19,250.00	20,000.00	750.00	96.3
10-54-160 HEALTH, SAFETY AND WELFARE	377.86	12,920.25	8,000.00	(4,920.25)	161.5
10-54-170 WITNESS FEES	.00	684.00	100.00	(584.00)	684.0
10-54-175 TRANSIENT AID	77.74	77.74	200.00	122.26	38.9
10-54-200 SPECIAL DEPARTMENT SUPPLIES	1,232.85	10,612.27	9,000.00	(1,612.27)	117.9
10-54-210 BOOKS & SUBSCRIPTIONS	88.30	556.88	700.00	143.12	79.6
10-54-212 MEMBERSHIPS/DUES	65.00	476.78	1,100.00	623.22	43.3
10-54-230 TRAVEL	1,768.00	4,738.84	8,000.00	3,261.16	59.2
10-54-240 OFFICE SUPPLIES & EXPENSES	166.79	7,705.36	6,000.00	(1,705.36)	128.4
10-54-241 POSTAGE	95.64	617.85	600.00	(17.85)	103.0
10-54-243 COPIES/SUPPLIES	87.93	425.81	550.00	124.19	77.4
10-54-250 SUPPLIES & MAINTENAN	1,145.27	22,560.88	50,000.00	27,439.12	45.1
10-54-251 FUEL	3,586.28	35,449.23	50,000.00	14,550.77	70.9
10-54-258 ANIMAL SHELTER ADOPTIONS	.00	2,760.23	8,000.00	5,239.77	34.5
10-54-259 ANIMAL SHELTER EXPENSES	.00	3,547.32	9,000.00	5,452.68	39.4
10-54-260 K-9 EXPENSES	203.08	1,789.04	3,000.00	1,210.96	59.6
10-54-261 ANIMAL CONTROL EXPENSES	.00	1,247.70	3,000.00	1,752.30	41.6
10-54-262 BUILIDNG & GROUNDS MAINTENANCE	1,011.17	1,711.17	10,000.00	8,288.83	17.1
10-54-270 UTILITIES	403.49	3,747.42	3,000.00	(747.42)	124.9
10-54-271 GAS - (QUESTAR)	20.61	129.94	1,000.00	870.06	13.0
10-54-280 TELEPHONE	2,735.00	21,145.44	40,000.00	18,854.56	52.9
10-54-281 INTERNET	221.74	1,856.90	4,500.00	2,643.10	41.3
10-54-310 SERVICES DATA PROCESSING	1,636.91	10,933.57	21,000.00	10,066.43	52.1
10-54-312 COMPUTER SOFTWARE	1,207.48	46,302.11	70,000.00	23,697.89	66.2
10-54-313 COMPUTER HARDWARE	.00	13,445.31	16,000.00	2,554.69	84.0
10-54-323 CONTRACT LABOR - MOWING	.00	190.45	500.00	309.55	38.1
10-54-330 LEGAL	.00	.00	1,000.00	1,000.00	.0
10-54-360 EDUCATION	2,120.00	19,749.60	30,000.00	10,250.40	65.8
10-54-365 POLICE ACADEMY EXPENSES	.00	4,351.00	6,000.00	1,649.00	72.5
10-54-371 SWAT SERVICES	1,684.18	23,837.99	35,000.00	11,162.01	68.1
10-54-410 INSURANCE	.00	26,081.55	30,000.00	3,918.45	86.9
10-54-441 E.A.S.Y. ENFORCEMENT	50.00	50.00	200.00	150.00	25.0
10-54-460 MISCELLANEOUS SERVICES	.00	50.00	.00	(50.00)	.0
10-54-500 EQUIPMENT LESS THAN \$5000	1,405.18	166,399.69	35,000.00	(131,399.69)	475.4
10-54-563 800 MHZ RADIOS	420.00	6,268.00	5,000.00	(1,268.00)	125.4
TOTAL POLICE DEPARTMENT	246,281.74	2,698,652.99	3,456,150.00	757,497.01	78.1

CITY OF TREMONTON
EXPENDITURES WITH COMPARISON TO BUDGET
FOR THE 9 MONTHS ENDING MARCH 31, 2026

GENERAL FUND

	PERIOD ACTUAL	YTD ACTUAL	BUDGET	UNEXPENDED	PCNT
<u>BUILDING INSPECTION</u>					
10-56-312 COMPUTER SOFTWARE	.00	.00	3,300.00	3,300.00	.0
10-56-332 CONTRACT INSPECTIONS	15,617.20	118,836.00	150,000.00	31,164.00	79.2
TOTAL BUILDING INSPECTION	15,617.20	118,836.00	153,300.00	34,464.00	77.5
<u>EMERGENCY MANAGEMENT</u>					
10-57-100 SALARIES	529.20	4,326.21	28,000.00	23,673.79	15.5
10-57-130 BENEFITS	45.38	359.27	2,600.00	2,240.73	13.8
10-57-200 SPECIAL DEPARTMENT SUPPLIES	.00	500.00	500.00	.00	100.0
10-57-230 TRAVEL	76.16	656.88	1,000.00	343.12	65.7
10-57-240 OFFICE SUPPLIES & EXPENSE	.00	.00	300.00	300.00	.0
10-57-280 TELEPHONE	39.68	79.36	1,000.00	920.64	7.9
10-57-360 EDUCATION	.00	.00	500.00	500.00	.0
10-57-366 CERT TRAINING	.00	.00	2,500.00	2,500.00	.0
TOTAL EMERGENCY MANAGEMENT	690.42	5,921.72	36,400.00	30,478.28	16.3
<u>SENIOR PROGRAMMING</u>					
10-63-100 SALARIES	10,177.77	80,983.18	132,000.00	51,016.82	61.4
10-63-101 OVERTIME WAGES	.00	79.58	.00	(79.58)	.0
10-63-102 MERIT	.00	108.28	.00	(108.28)	.0
10-63-130 BENEFITS	3,133.66	23,571.41	30,000.00	6,428.59	78.6
10-63-140 HSA CONTRIBUTION	.00	3,500.00	1,900.00	(1,600.00)	184.2
10-63-200 SPECIAL DEPARTMENT SUPPLIES	19.99	1,429.89	1,500.00	70.11	95.3
10-63-201 ENSURE PURCHASE FOR SENIORS	.00	1,306.60	2,200.00	893.40	59.4
10-63-230 TRAVEL	.00	.00	400.00	400.00	.0
10-63-240 OFFICE SUPPLIES & EXPENSES	.00	658.59	1,500.00	841.41	43.9
10-63-241 POSTAGE	47.57	187.62	600.00	412.38	31.3
10-63-243 COPIER/SUPPLIES	.00	255.50	200.00	(55.50)	127.8
10-63-250 SUPPLIES & MAINT.	26.95	1,720.18	4,200.00	2,479.82	41.0
10-63-280 TELEPHONE	328.08	1,795.84	3,900.00	2,104.16	46.1
10-63-281 INTERNET	15.15	144.15	400.00	255.85	36.0
10-63-310 PROFESSIONAL SERVICES	200.00	280.44	100.00	(180.44)	280.4
10-63-311 SERVICES DATA PROCESSING	100.00	705.29	1,300.00	594.71	54.3
10-63-312 COMPUTER SOFTWARE	.00	1,552.26	800.00	(752.26)	194.0
10-63-313 COMPUTER HARDWARE	.00	.00	3,000.00	3,000.00	.0
10-63-360 EDUCATION	404.00	1,251.52	2,000.00	748.48	62.6
10-63-390 TOUR EXPENSE	18.61	3,773.70	3,000.00	(773.70)	125.8
10-63-450 MISCELLANEOUS SUPPLIES	341.15	341.15	1,000.00	658.85	34.1
10-63-460 MISCELLANEOUS SERVICES	.00	.00	1,000.00	1,000.00	.0
10-63-501 SENIOR VAN	.00	.00	700.00	700.00	.0
TOTAL SENIOR PROGRAMMING	14,812.93	123,645.18	191,700.00	68,054.82	64.5

CITY OF TREMONTON
EXPENDITURES WITH COMPARISON TO BUDGET
FOR THE 9 MONTHS ENDING MARCH 31, 2026

GENERAL FUND

	PERIOD ACTUAL	YTD ACTUAL	BUDGET	UNEXPENDED	PCNT
<u>CONGREGATE MEALS</u>					
10-64-100 SALARIES	4,496.50	39,904.85	56,000.00	16,095.15	71.3
10-64-130 BENEFITS	1,403.88	10,868.53	13,000.00	2,131.47	83.6
10-64-200 FOOD	4,047.71	29,341.75	46,000.00	16,658.25	63.8
10-64-230 TRAVEL	.00	.00	100.00	100.00	.0
10-64-240 OFFICE SUPPLIES & EXPENSES	25.00	340.61	200.00	(140.61)	170.3
10-64-243 COPIER/SUPPLIES	.00	.00	100.00	100.00	.0
10-64-250 SUPPLIES & MAINT.	.00	.00	300.00	300.00	.0
10-64-312 COMPUTER SOFTWARE	.00	.00	500.00	500.00	.0
10-64-360 EDUCATION	.00	189.18	300.00	110.82	63.1
TOTAL CONGREGATE MEALS	9,973.09	80,644.92	116,500.00	35,855.08	69.2
<u>HOME DELIVERED MEALS</u>					
10-65-100 SALARIES	7,699.01	73,562.26	122,000.00	48,437.74	60.3
10-65-106 DRUG TEST/PHYSICAL	154.00	451.00	200.00	(251.00)	225.5
10-65-130 BENEFITS	1,860.39	15,332.02	24,000.00	8,667.98	63.9
10-65-200 FOOD	12,853.83	78,349.07	120,000.00	41,650.93	65.3
10-65-230 TRAVEL	.00	.00	1,000.00	1,000.00	.0
10-65-240 OFFICE SUPPLIES & EXPENSES	.00	265.66	400.00	134.34	66.4
10-65-243 COPIER/SUPPLIES	.00	.00	100.00	100.00	.0
10-65-250 SUPPLIES & MAINT.	.00	.00	2,000.00	2,000.00	.0
10-65-251 FUEL	374.82	4,422.62	6,000.00	1,577.38	73.7
10-65-253 SSBG HOME DELIVERED MEALS	2,487.99	7,516.67	3,000.00	(4,516.67)	250.6
10-65-280 TELEPHONE	39.68	325.36	900.00	574.64	36.2
10-65-312 COMPUTER SOFTWARE	.00	.00	550.00	550.00	.0
10-65-313 COMPUTER HARDWARE	.00	.00	500.00	500.00	.0
10-65-360 EDUCATION	.00	291.64	1,000.00	708.36	29.2
10-65-410 INSURANCE	.00	208.87	.00	(208.87)	.0
TOTAL HOME DELIVERED MEALS	25,469.72	180,725.17	281,650.00	100,924.83	64.2

CITY OF TREMONTON
EXPENDITURES WITH COMPARISON TO BUDGET
FOR THE 9 MONTHS ENDING MARCH 31, 2026

GENERAL FUND

	PERIOD ACTUAL	YTD ACTUAL	BUDGET	UNEXPENDED	PCNT
<u>SENIOR BUILDING</u>					
10-66-100 SALARIES	2,049.28	10,349.55	24,000.00	13,650.45	43.1
10-66-130 BENEFITS	203.92	993.72	2,200.00	1,206.28	45.2
10-66-243 COPIER/SUPPLIES	159.58	1,650.70	2,000.00	349.30	82.5
10-66-250 SUPPLIES & MAINT.	721.14	3,475.07	6,000.00	2,524.93	57.9
10-66-260 BUILDING & GROUNDS MAINTENANCE	.00	6,008.96	5,000.00	(1,008.96)	120.2
10-66-261 SPECIAL DEPT REPAIRS	63.31	128.62	1,200.00	1,071.38	10.7
10-66-263 PUBLIC ADDRESS SYSTEM	.00	.00	1,000.00	1,000.00	.0
10-66-270 UTILITIES	632.11	6,236.43	7,500.00	1,263.57	83.2
10-66-271 GAS - (QUESTAR)	440.90	2,353.22	6,500.00	4,146.78	36.2
10-66-281 INTERNET	29.51	282.77	800.00	517.23	35.4
10-66-310 SERVICES DATA PROCESSING	199.99	1,410.51	2,500.00	1,089.49	56.4
10-66-312 COMPUTER SOFTWARE	.00	.00	100.00	100.00	.0
10-66-313 COMPUTER HARDWARE	.00	874.79	200.00	(674.79)	437.4
10-66-323 CONTRACT LABOR - MOWING	.00	136.05	500.00	363.95	27.2
10-66-360 EDUCATION	.00	306.72	200.00	(106.72)	153.4
10-66-410 INSURANCE	.00	7,538.16	8,000.00	461.84	94.2
10-66-450 MISCELLANEOUS SUPPLIES	.00	.00	200.00	200.00	.0
TOTAL SENIOR BUILDING	4,499.74	41,745.27	67,900.00	26,154.73	61.5
<u>GOLF COURSE</u>					
10-68-462 WATER SHARES	.00	.00	3,100.00	3,100.00	.0
TOTAL GOLF COURSE	.00	.00	3,100.00	3,100.00	.0
<u>CEMETERY</u>					
10-69-100 SALARIES	200.00	3,164.42	5,000.00	1,835.58	63.3
10-69-101 OVERTIME WAGES	150.00	895.14	1,000.00	104.86	89.5
10-69-130 BENEFITS	169.63	1,782.82	2,500.00	717.18	71.3
10-69-200 SPECIAL DEPARTMENT SUPPLIES	.00	1,233.20	4,000.00	2,766.80	30.8
10-69-250 SUPPLIES & MAINT.	.00	3,980.68	5,000.00	1,019.32	79.6
10-69-260 BUILDING & GROUNDS MAINTENANCE	2,845.00	3,005.00	4,000.00	995.00	75.1
10-69-265 WATER SHARES	.00	.00	500.00	500.00	.0
10-69-268 TREES	.00	.00	2,000.00	2,000.00	.0
10-69-270 UTILITIES	23.29	3,081.35	5,500.00	2,418.65	56.0
10-69-410 INSURANCE	.00	608.20	700.00	91.80	86.9
10-69-460 CONTRACT LABOR - MOWING	.00	24,024.10	30,000.00	5,975.90	80.1
10-69-706 EQUIPMENT GREATER THAN \$5000	.00	.00	13,000.00	13,000.00	.0
TOTAL CEMETERY	3,387.92	41,774.91	73,200.00	31,425.09	57.1

CITY OF TREMONTON
EXPENDITURES WITH COMPARISON TO BUDGET
FOR THE 9 MONTHS ENDING MARCH 31, 2026

GENERAL FUND

	PERIOD ACTUAL	YTD ACTUAL	BUDGET	UNEXPENDED	PCNT
<u>PARKS</u>					
10-72-100 SALARIES	19,517.68	195,204.15	275,000.00	79,795.85	71.0
10-72-102 MERIT	.00	216.56	200.00	(16.56)	108.3
10-72-103 OVERTIME WAGES	188.15	6,259.23	6,500.00	240.77	96.3
10-72-130 BENEFITS	8,455.96	78,112.85	111,000.00	32,887.15	70.4
10-72-140 HSA CONTRIBUTION	.00	2,400.00	2,400.00	.00	100.0
10-72-200 SPECIAL DEPARTMENT SUPPLIES	426.46	2,351.40	3,000.00	648.60	78.4
10-72-212 MEMBERSHIPS/DUES	.00	393.78	300.00	(93.78)	131.3
10-72-230 TRAVEL	944.85	944.85	3,500.00	2,555.15	27.0
10-72-240 OFFICE SUPPLIES & EXPENSES	.00	128.60	350.00	221.40	36.7
10-72-243 COPIER/SUPPLIES	74.76	285.57	500.00	214.43	57.1
10-72-250 SUPPLIES & MAINT.	1,058.47	8,882.41	20,000.00	11,117.59	44.4
10-72-251 FUEL	545.14	5,033.34	6,000.00	966.66	83.9
10-72-260 BUILDING & GROUNDS MAINTENANCE	.00	2,071.55	10,000.00	7,928.45	20.7
10-72-261 SPRINKLER SYSTEM REPAIRS	.00	2,251.44	5,000.00	2,748.56	45.0
10-72-262 WEED SPRAY	.00	.00	1,000.00	1,000.00	.0
10-72-264 INFIELD DIRT	.00	.00	6,000.00	6,000.00	.0
10-72-266 PLAYGROUND MAINTENANCE	.00	.00	3,000.00	3,000.00	.0
10-72-267 CHRISTMAS LIGHTS	.00	4,020.49	5,000.00	979.51	80.4
10-72-268 TREES	.00	9.98	5,000.00	4,990.02	.2
10-72-270 UTILITIES	791.34	6,854.05	13,500.00	6,645.95	50.8
10-72-271 GAS -(QUESTAR)	126.42	525.68	1,100.00	574.32	47.8
10-72-280 TELEPHONE	245.69	1,470.33	3,000.00	1,529.67	49.0
10-72-281 INTERNET	314.54	2,847.80	4,200.00	1,352.20	67.8
10-72-310 SERVICES DATA PROCESSING	199.99	1,410.51	2,500.00	1,089.49	56.4
10-72-312 COMPUTER SOFTWARE	99.99	1,476.92	1,000.00	(476.92)	147.7
10-72-313 COMPUTER HARDWARE	.00	2,620.22	4,000.00	1,379.78	65.5
10-72-360 EDUCATION	.00	1,596.98	2,600.00	1,003.02	61.4
10-72-364 CONTRACT LABOR - MOWING	.00	64,259.55	105,000.00	40,740.45	61.2
10-72-410 INSURANCE	.00	6,352.37	6,200.00	(152.37)	102.5
10-72-462 WATER SHARES	.00	.00	1,700.00	1,700.00	.0
10-72-540 EQUIPMENT LESS THAN \$5000	.00	1,406.92	5,000.00	3,593.08	28.1
10-72-550 SPECIAL PROJECTS - PARKS	1,282.63	3,275.83	15,000.00	11,724.17	21.8
TOTAL PARKS	34,272.07	402,663.36	628,550.00	225,886.64	64.1

CITY OF TREMONTON
EXPENDITURES WITH COMPARISON TO BUDGET
FOR THE 9 MONTHS ENDING MARCH 31, 2026

GENERAL FUND

	PERIOD ACTUAL	YTD ACTUAL	BUDGET	UNEXPENDED	PCNT
<u>COMMUNITY EVENTS</u>					
10-73-100 SALARIES	3,907.34	29,679.39	60,000.00	30,320.61	49.5
10-73-101 OVERTIME WAGES	.00	2,457.17	5,200.00	2,742.83	47.3
10-73-102 MERIT	.00	.00	100.00	100.00	.0
10-73-130 BENEFITS	535.30	4,611.55	8,000.00	3,388.45	57.6
10-73-230 TRAVEL	742.85	742.85	1,100.00	357.15	67.5
10-73-241 POSTAGE	.00	.00	500.00	500.00	.0
10-73-250 SUPPLIES & MAINT.	.00	142.78	.00	(142.78)	.0
10-73-280 TELEPHONE	.00	.00	700.00	700.00	.0
10-73-313 COMPUTER HARDWARE	.00	954.71	4,000.00	3,045.29	23.9
10-73-360 EDUCATION	.00	475.00	700.00	225.00	67.9
10-73-461 COMMUNITY EVENTS	587.71	9,627.06	15,000.00	5,372.94	64.2
10-73-465 VETERAN'S MEMORIAL	.00	693.14	2,500.00	1,806.86	27.7
10-73-466 MEMORIAL DAY	.00	.00	1,000.00	1,000.00	.0
10-73-467 24TH OF JULY/CITY DAYS	.00	18,407.42	20,000.00	1,592.58	92.0
10-73-468 PARADES	.00	.00	1,600.00	1,600.00	.0
10-73-471 FIREWORKS - 24TH OF JULY	.00	14,000.00	14,000.00	.00	100.0
10-73-478 YOUTH COUNCIL/YCC TRAINING	6,992.99	7,196.58	6,400.00	(796.58)	112.5
10-73-480 ARTS COUNCIL	.00	.00	10,000.00	10,000.00	.0
TOTAL COMMUNITY EVENTS	12,766.19	88,987.65	150,800.00	61,812.35	59.0

CITY OF TREMONTON
EXPENDITURES WITH COMPARISON TO BUDGET
FOR THE 9 MONTHS ENDING MARCH 31, 2026

GENERAL FUND

	PERIOD ACTUAL	YTD ACTUAL	BUDGET	UNEXPENDED	PCNT
<u>LIBRARY</u>					
10-75-100 SALARIES	17,141.63	144,417.09	185,000.00	40,582.91	78.1
10-75-102 MERIT	.00	108.28	500.00	391.72	21.7
10-75-103 CHILDREN PROGRAM SALARIES	1,428.79	7,746.20	7,500.00	(246.20)	103.3
10-75-104 YOUTH PROGRAM SALARIES	549.82	2,982.03	2,700.00	(282.03)	110.5
10-75-105 ADULT PROGRAM SALARIES	510.90	3,888.61	6,000.00	2,111.39	64.8
10-75-106 DRUG TEST/PHYSICAL	.00	411.00	500.00	89.00	82.2
10-75-130 BENEFITS	3,710.79	31,285.19	45,000.00	13,714.81	69.5
10-75-140 HSA CONTRIBUTION	.00	2,150.00	2,150.00	.00	100.0
10-75-200 SPECIAL DEPARTMENT SUPPLIES	.00	.00	500.00	500.00	.0
10-75-210 BOOKS	.00	24,263.07	25,000.00	736.93	97.1
10-75-211 AUDIO & VIDEO	55.89	4,081.81	5,000.00	918.19	81.6
10-75-212 DIGITAL	626.78	6,331.59	10,000.00	3,668.41	63.3
10-75-213 LOST AND DAMAGED BOOK REPLACEM	.00	30.03	1,500.00	1,469.97	2.0
10-75-215 SUBSCRIPTIONS	.00	38.78	600.00	561.22	6.5
10-75-220 PUBLIC NOTICES	.00	.00	500.00	500.00	.0
10-75-230 TRAVEL	.00	327.32	1,500.00	1,172.68	21.8
10-75-240 OFFICE SUPPLIES & EXPENSES	130.13	5,861.85	11,000.00	5,138.15	53.3
10-75-241 POSTAGE	26.83	878.50	2,500.00	1,621.50	35.1
10-75-242 DONATIONS/GIFTS PURCHASES	.00	.00	1,600.00	1,600.00	.0
10-75-243 COPIER/SUPPLIES	64.36	1,330.35	6,000.00	4,669.65	22.2
10-75-244 PROGRAM SUPPLIES	881.97	3,799.11	3,500.00	(299.11)	108.6
10-75-245 CHILDREN PROGRAMS	329.66	1,616.51	7,200.00	5,583.49	22.5
10-75-246 YOUTH PROGRAMS	227.57	1,457.43	3,000.00	1,542.57	48.6
10-75-247 ADULT PROGRAMS	107.29	2,137.13	4,600.00	2,462.87	46.5
10-75-260 BUILDING & GROUNDS MAINTENANCE	3,202.89	5,216.30	7,000.00	1,783.70	74.5
10-75-270 UTILITIES	357.65	3,584.25	4,200.00	615.75	85.3
10-75-271 GAS - (QUESTAR)	147.29	780.47	2,500.00	1,719.53	31.2
10-75-280 TELEPHONE	202.25	1,210.34	2,700.00	1,489.66	44.8
10-75-281 "INTERNET/ERATE"	.00	.00	1,440.00	1,440.00	.0
10-75-310 SERVICES DATA PROCESSING	2,062.96	14,402.77	24,800.00	10,397.23	58.1
10-75-311 SERV DATA PROC/SATELLITE BRANC	875.45	6,134.14	10,200.00	4,065.86	60.1
10-75-312 COMPUTER SOFTWARE	9,166.16	18,415.80	27,500.00	9,084.20	67.0
10-75-313 COMPUTER HARDWARE	1,266.00	1,593.00	11,500.00	9,907.00	13.9
10-75-314 SATELLITE COMPUTER SOFTWARE	.00	.00	300.00	300.00	.0
10-75-315 SATELLITE COMPUTER HARDWARE	.00	.00	2,000.00	2,000.00	.0
10-75-360 EDUCATION	880.00	1,720.00	1,500.00	(220.00)	114.7
10-75-410 INSURANCE	.00	1,873.82	2,000.00	126.18	93.7
10-75-439 LIBRARY GRANT - MISC	500.00	8,636.84	500.00	(8,136.84)	1727.4
10-75-440 STATE GRANT (CLEF)	1,534.42	2,409.42	6,500.00	4,090.58	37.1
10-75-450 MISCELLANEOUS SUPPLIES	84.33	1,659.01	2,500.00	840.99	66.4
10-75-460 MISCELLANEOUS SERVICES	.00	.00	100.00	100.00	.0
10-75-541 LSTA GRANT	.00	.00	500.00	500.00	.0
TOTAL LIBRARY	46,071.81	312,778.04	441,090.00	128,311.96	70.9

CITY OF TREMONTON
EXPENDITURES WITH COMPARISON TO BUDGET
FOR THE 9 MONTHS ENDING MARCH 31, 2026

GENERAL FUND

	PERIOD ACTUAL	YTD ACTUAL	BUDGET	UNEXPENDED	PCNT
<u>CONTRIBUTIONS TO OTHER UNITS</u>					
10-89-100 CONTRIBUTION TO UTOPIA DEBT	69,953.64	349,768.20	420,000.00	70,231.80	83.3
10-89-101 UTOPIA - REFUND OF DEBT CONTRI	.00	.00	(126,000.00)	(126,000.00)	.0
TOTAL CONTRIBUTIONS TO OTHER UNITS	69,953.64	349,768.20	294,000.00	(55,768.20)	119.0
<u>TRANSFER TO OTHER FUNDS</u>					
10-90-900 TRANSFER CAP PROJ - VEHICLES	.00	650,095.00	650,095.00	.00	100.0
10-90-949 TRANSFER - CAP PROJ - VEHICLES	.00	.00	587,095.00	587,095.00	.0
10-90-951 TRANS TO FIRE DEPT FUND	.00	1,006,900.00	1,006,900.00	.00	100.0
10-90-954 TRANSFER TO RECREATION FUND	.00	197,765.00	197,765.00	.00	100.0
TOTAL TRANSFER TO OTHER FUNDS	.00	1,854,760.00	2,441,855.00	587,095.00	76.0
TOTAL FUND EXPENDITURES	592,489.73	7,565,303.20	9,829,295.00	2,263,991.80	77.0
NET REVENUE OVER EXPENDITURES	14,884.05	727,396.37	.00	(727,396.37)	.0

CITY OF TREMONTON
BALANCE SHEET
MARCH 31, 2026

FOOD PANTRY - SPECIAL REV FUND

ASSETS

21-11100	CASH FROM COMBINED FUND	384,784.91	
	TOTAL ASSETS		384,784.91

LIABILITIES AND EQUITY

FUND EQUITY

UNAPPROPRIATED FUND BALANCE:			
21-29800	FUND BALANCE - BEGINN OF YEAR	333,115.22	
	REVENUE OVER EXPENDITURES - YTD	51,669.69	
	BALANCE - CURRENT DATE	384,784.91	
	TOTAL FUND EQUITY		384,784.91
	TOTAL LIABILITIES AND EQUITY		384,784.91

CITY OF TREMONTON
REVENUES WITH COMPARISON TO BUDGET
FOR THE 9 MONTHS ENDING MARCH 31, 2026

FOOD PANTRY - SPECIAL REV FUND

	PERIOD ACTUAL	YTD ACTUAL	BUDGET	UNEARNED	PCNT
<u>INTERGOVERNMENTAL REVENUE</u>					
21-33-101 REIMBURSED SALES TAX	8,020.00	26,021.73	20,000.00	(6,021.73)	130.1
TOTAL INTERGOVERNMENTAL REVENUE	8,020.00	26,021.73	20,000.00	(6,021.73)	130.1
<u>OTHER INCOME</u>					
21-37-600 INTEREST EARNINGS	1,235.61	10,591.56	11,000.00	408.44	96.3
TOTAL OTHER INCOME	1,235.61	10,591.56	11,000.00	408.44	96.3
<u>DONATIONS</u>					
21-38-120 PRIVATE DONATION	2,505.00	75,295.07	70,000.00	(5,295.07)	107.6
TOTAL DONATIONS	2,505.00	75,295.07	70,000.00	(5,295.07)	107.6
<u>TRANSFERS/BAL TO BE APPROPRIAT</u>					
21-39-950 FUND BAL TO BE APPROPRIATED	.00	.00	(16,300.00)	(16,300.00)	.0
TOTAL TRANSFERS/BAL TO BE APPROPRIAT	.00	.00	(16,300.00)	(16,300.00)	.0
TOTAL FUND REVENUE	11,760.61	111,908.36	84,700.00	(27,208.36)	132.1

CITY OF TREMONTON
EXPENDITURES WITH COMPARISON TO BUDGET
FOR THE 9 MONTHS ENDING MARCH 31, 2026

FOOD PANTRY - SPECIAL REV FUND

	PERIOD ACTUAL	YTD ACTUAL	BUDGET	UNEXPENDED	PCNT
<u>FOOD PANTRY EXPENSE</u>					
21-40-100 SALARIES	2,189.54	24,084.94	34,000.00	9,915.06	70.8
21-40-102 MERIT	108.28	216.56	200.00	(16.56)	108.3
21-40-130 BENEFITS	211.55	2,124.76	3,100.00	975.24	68.5
21-40-160 HEALTH, SAFETY & WELFARE	.00	979.55	1,500.00	520.45	65.3
21-40-200 FOOD/SUPPLIES	166.09	14,493.52	16,000.00	1,506.48	90.6
21-40-230 TRAVEL	.00	.00	100.00	100.00	.0
21-40-240 OFFICE SUPPLIES & EXPENSES	.00	1,001.01	600.00	(401.01)	166.8
21-40-241 POSTAGE	.00	.00	400.00	400.00	.0
21-40-250 SUPPLIES & MAINTENAN	.00	85.50	2,000.00	1,914.50	4.3
21-40-251 FUEL	64.66	225.00	1,000.00	775.00	22.5
21-40-260 BUILDING & GROUNDS MAINTENANCE	540.01	4,933.41	6,000.00	1,066.59	82.2
21-40-270 UTILITIES	472.75	4,775.43	6,700.00	1,924.57	71.3
21-40-271 GAS - (QUESTAR)	329.64	1,584.27	4,500.00	2,915.73	35.2
21-40-280 TELEPHONE	162.27	885.36	2,100.00	1,214.64	42.2
21-40-281 INTERNET	15.15	144.15	400.00	255.85	36.0
21-40-310 SERVICES DATA PROCESSING	100.00	705.28	1,300.00	594.72	54.3
21-40-312 COMPUTER SOFTWARE	.00	.00	100.00	100.00	.0
21-40-313 COMPUTER HARDWARE	.00	.00	100.00	100.00	.0
21-40-340 ACCOUNTING & AUDITING	77.64	279.53	350.00	70.47	79.9
21-40-410 INSURANCE	.00	2,304.40	2,400.00	95.60	96.0
21-40-450 MISCELLANEOUS SUPPLIES	.00	1,066.00	1,500.00	434.00	71.1
TOTAL FOOD PANTRY EXPENSE	4,437.58	59,888.67	84,350.00	24,461.33	71.0
<u>ADMIN SERVICE CHARGE</u>					
21-90-905 ADMIN SERVICES CHARGE	.00	350.00	350.00	.00	100.0
TOTAL ADMIN SERVICE CHARGE	.00	350.00	350.00	.00	100.0
TOTAL FUND EXPENDITURES	4,437.58	60,238.67	84,700.00	24,461.33	71.1
NET REVENUE OVER EXPENDITURES	7,323.03	51,669.69	.00	(51,669.69)	.0

CITY OF TREMONTON
 BALANCE SHEET
 MARCH 31, 2026

RECREATION

ASSETS

25-11100	CASH FROM COMBINED FUND		591,172.65	
	TOTAL ASSETS			591,172.65

LIABILITIES AND EQUITY

FUND EQUITY

UNAPPROPRIATED FUND BALANCE:				
25-29800	FUND BALANCE - BEGINN OF YEAR	438,569.93		
	REVENUE OVER EXPENDITURES - YTD	152,602.72		
	BALANCE - CURRENT DATE		591,172.65	
	TOTAL FUND EQUITY			591,172.65
	TOTAL LIABILITIES AND EQUITY			591,172.65

CITY OF TREMONTON
REVENUES WITH COMPARISON TO BUDGET
FOR THE 9 MONTHS ENDING MARCH 31, 2026

RECREATION

	PERIOD ACTUAL	YTD ACTUAL	BUDGET	UNEARNED	PCNT
<u>ADULT PROGRAMS</u>					
25-34-120 ADULT SOCCER	1,285.00	3,180.00	1,800.00	(1,380.00)	176.7
25-34-130 ADULT SOFTBALL	.00	1,050.00	5,000.00	3,950.00	21.0
25-34-140 ADULT VOLLEYBALL	200.00	360.00	.00	(360.00)	.0
25-34-150 PICKLEBALL	437.00	7,361.50	9,000.00	1,638.50	81.8
25-34-400 WAIVERS	.00	(400.00)	(100.00)	300.00	(400.0)
TOTAL ADULT PROGRAMS	1,922.00	11,551.50	15,700.00	4,148.50	73.6
<u>YOUTH PROGRAMS</u>					
25-35-100 YOUTH BASEBALL	9,865.00	9,865.00	29,600.00	19,735.00	33.3
25-35-120 YOUTH BASKETBALL	730.00	42,184.50	44,000.00	1,815.50	95.9
25-35-130 YOUTH FLAG FOOTBALL	.00	8,210.00	6,400.00	(1,810.00)	128.3
25-35-140 YOUTH SOCCER	6,045.00	34,835.00	29,100.00	(5,735.00)	119.7
25-35-150 YOUTH TRACK AND FIELD	1,600.00	2,385.00	5,000.00	2,615.00	47.7
25-35-160 YOUTH VOLLEYBALL	545.00	2,445.00	1,000.00	(1,445.00)	244.5
25-35-170 YOUTH GOLF	.00	.00	4,000.00	4,000.00	.0
25-35-180 YOUTH BOWLING	.00	.00	500.00	500.00	.0
25-35-190 YOUTH KARATE	.00	1,580.00	800.00	(780.00)	197.5
25-35-200 YOUTH CAMPS	.00	2,037.50	3,500.00	1,462.50	58.2
25-35-210 YOUTH TEEN GAME NIGHT	100.00	100.00	.00	(100.00)	.0
25-35-400 WAIVERS	(550.00)	(1,672.50)	(1,500.00)	172.50	(111.5)
TOTAL YOUTH PROGRAMS	18,335.00	101,969.50	122,400.00	20,430.50	83.3
<u>MISC. PROGRAMS</u>					
25-36-100 CONCESSION STAND	.00	117.25	6,000.00	5,882.75	2.0
25-36-110 SPECIAL EVENTS	(413.07)	8,548.23	3,500.00	(5,048.23)	244.2
25-36-140 TOURNAMENTS	3,725.00	10,000.00	20,000.00	10,000.00	50.0
25-36-400 WAIVERS	.00	.00	(100.00)	(100.00)	.0
TOTAL MISC. PROGRAMS	3,311.93	18,665.48	29,400.00	10,734.52	63.5
<u>OTHER INCOME</u>					
25-37-110 RECREATION MISC. INCOME	.00	15.00	.00	(15.00)	.0
25-37-178 RENTAL - PARKS/FIELDS	60.00	397.50	1,000.00	602.50	39.8
25-37-179 RENTAL - BOWERY/STAGES	100.00	280.00	500.00	220.00	56.0
25-37-600 INTEREST EARNINGS	1,898.36	13,778.50	10,500.00	(3,278.50)	131.2
25-37-617 CONVENIENCE FEE	855.00	5,976.00	6,000.00	24.00	99.6
TOTAL OTHER INCOME	2,913.36	20,447.00	18,000.00	(2,447.00)	113.6

CITY OF TREMONTON
 REVENUES WITH COMPARISON TO BUDGET
 FOR THE 9 MONTHS ENDING MARCH 31, 2026

RECREATION

	<u>PERIOD ACTUAL</u>	<u>YTD ACTUAL</u>	<u>BUDGET</u>	<u>UNEARNED</u>	<u>PCNT</u>
<u>TRANSFERS/FUND BAL TO BE APPRO</u>					
25-39-901 TRANSFER FROM THE GEN FUND	.00	197,765.00	197,765.00	.00	100.0
TOTAL TRANSFERS/FUND BAL TO BE APPR	.00	197,765.00	197,765.00	.00	100.0
TOTAL FUND REVENUE	26,482.29	350,398.48	383,265.00	32,866.52	91.4

CITY OF TREMONTON
EXPENDITURES WITH COMPARISON TO BUDGET
FOR THE 9 MONTHS ENDING MARCH 31, 2026

RECREATION

	PERIOD ACTUAL	YTD ACTUAL	BUDGET	UNEXPENDED	PCNT
<u>NON DEPARTMENTAL EXPENSE</u>					
25-40-100 SALARIES - NON DEPARTMENTAL	10,050.78	93,948.43	122,000.00	28,051.57	77.0
25-40-101 OVERTIME WAGES - NON DEPT	560.69	3,968.15	3,400.00	(568.15)	116.7
25-40-102 MERIT- NON DEPARTMENTAL	.00	.00	200.00	200.00	.0
25-40-130 BENEFITS	2,963.22	27,144.17	45,000.00	17,855.83	60.3
25-40-200 SPECIAL DEPARTMENT SUPPLIES	.00	.00	500.00	500.00	.0
25-40-212 MEMBERSHIPS/DUES	.00	38.78	500.00	461.22	7.8
25-40-220 PUBLIC NOTICES	.00	.00	500.00	500.00	.0
25-40-230 TRAVEL	944.85	944.85	2,700.00	1,755.15	35.0
25-40-240 OFFICE SUPPLIES & EXPENSES	.00	.00	500.00	500.00	.0
25-40-241 POSTAGE	191.06	543.76	500.00	(43.76)	108.8
25-40-243 COPIER/SUPPLIES	74.78	377.28	500.00	122.72	75.5
25-40-251 FUEL	.00	218.49	2,000.00	1,781.51	10.9
25-40-270 UTILITIES	56.10	1,786.50	4,500.00	2,713.50	39.7
25-40-271 GAS - (QUESTAR)	126.43	602.06	1,200.00	597.94	50.2
25-40-280 TELEPHONE	313.41	1,883.51	2,900.00	1,016.49	65.0
25-40-281 INTERNET	59.02	565.52	1,400.00	834.48	40.4
25-40-310 SERVICES DATA PROCESSING	412.44	2,887.55	5,200.00	2,312.45	55.5
25-40-312 COMPUTER SOFTWARE	.00	3,424.10	5,800.00	2,375.90	59.0
25-40-313 COMPUTER HARDWARE	.00	18.99	300.00	281.01	6.3
25-40-340 ACCOUNTING & AUDITING	98.51	481.19	600.00	118.81	80.2
25-40-347 CREDIT CARD SERVICE FEE	557.95	3,769.93	3,500.00	(269.93)	107.7
25-40-360 EDUCATION	.00	995.00	2,000.00	1,005.00	49.8
25-40-410 INSURANCE	.00	1,647.57	1,700.00	52.43	96.9
TOTAL NON DEPARTMENTAL EXPENSE	16,409.24	145,245.83	207,400.00	62,154.17	70.0
<u>CONCESSION STAND</u>					
25-41-100 SALARIES	.00	254.51	5,100.00	4,845.49	5.0
25-41-130 BENEFITS	.00	44.59	500.00	455.41	8.9
25-41-200 FOOD	.00	316.38	3,000.00	2,683.62	10.6
25-41-250 EQUIPMENT, SUPPLIES & MAINT.	.00	.00	1,000.00	1,000.00	.0
25-41-260 BUILDING & GROUNDS MAINTENANCE	.00	.00	500.00	500.00	.0
TOTAL CONCESSION STAND	.00	615.48	10,100.00	9,484.52	6.1
<u>SPECIAL EVENTS</u>					
25-42-100 SALARIES	.00	.00	500.00	500.00	.0
25-42-130 BENEFITS	.00	.00	100.00	100.00	.0
25-42-212 MEMBERSHIPS/DUES	.00	.00	1,000.00	1,000.00	.0
25-42-220 PUBLIC NOTICES	.00	.00	200.00	200.00	.0
25-42-250 EQUIPMENT SUPPLIES & MAINT.	90.87	90.87	3,000.00	2,909.13	3.0
TOTAL SPECIAL EVENTS	90.87	90.87	4,800.00	4,709.13	1.9

CITY OF TREMONTON
EXPENDITURES WITH COMPARISON TO BUDGET
FOR THE 9 MONTHS ENDING MARCH 31, 2026

RECREATION

	PERIOD ACTUAL	YTD ACTUAL	BUDGET	UNEXPENDED	PCNT
<u>TOURNAMENTS</u>					
25-44-100 SALARIES	.00	1,181.50	15,000.00	13,818.50	7.9
25-44-130 BENEFITS	.00	12.05	200.00	187.95	6.0
25-44-212 MEMBERSHIPS/DUES	.00	.00	600.00	600.00	.0
25-44-220 PUBLIC NOTICES	.00	.00	200.00	200.00	.0
25-44-250 EQUIPMENT SUPPLIES & MAINTENAN	.00	320.94	3,500.00	3,179.06	9.2
25-44-499 FACILITY RENTAL	.00	.00	300.00	300.00	.0
TOTAL TOURNAMENTS	.00	1,514.49	19,800.00	18,285.51	7.7
 <u>ADULT SOCCER</u>					
25-52-100 SALARIES	.00	.00	1,200.00	1,200.00	.0
25-52-130 BENEFITS	.00	.00	100.00	100.00	.0
25-52-250 EQUIPMENT, SUPPLIES & MAINTEN	.00	.00	150.00	150.00	.0
TOTAL ADULT SOCCER	.00	.00	1,450.00	1,450.00	.0
 <u>ADULT SOFTBALL</u>					
25-53-100 SALARIES	.00	1,565.27	4,500.00	2,934.73	34.8
25-53-130 BENEFITS	.00	135.81	500.00	364.19	27.2
25-53-220 PUBLIC NOTICES	.00	.00	100.00	100.00	.0
25-53-250 EQUIPMENT, SUPPLIES & MAINTENA	.00	404.18	2,500.00	2,095.82	16.2
TOTAL ADULT SOFTBALL	.00	2,105.26	7,600.00	5,494.74	27.7
 <u>PICKLEBALL</u>					
25-55-100 SALARIES	473.78	2,086.27	1,500.00	(586.27)	139.1
25-55-130 BENEFITS	41.33	176.21	200.00	23.79	88.1
25-55-220 PUBLIC NOTICES	.00	.00	100.00	100.00	.0
25-55-250 EQUIPMENT, SUPPLIES, MAINTENAN	.00	302.89	1,500.00	1,197.11	20.2
25-55-499 FACILITY RENTAL	.00	.00	4,000.00	4,000.00	.0
TOTAL PICKLEBALL	515.11	2,565.37	7,300.00	4,734.63	35.1
 <u>YOUTH BASEBALL</u>					
25-70-100 SALARIES	.00	944.74	6,000.00	5,055.26	15.8
25-70-130 BENEFITS	.00	142.60	300.00	157.40	47.5
25-70-212 MEMBERSHIPS/DUES	.00	.00	15,000.00	15,000.00	.0
25-70-220 PUBLIC NOTICE	.00	.00	300.00	300.00	.0
25-70-250 EQUIPMENT, SUPPLIES & MAINTENA	.00	200.00	8,000.00	7,800.00	2.5
TOTAL YOUTH BASEBALL	.00	1,287.34	29,600.00	28,312.66	4.4

CITY OF TREMONTON
EXPENDITURES WITH COMPARISON TO BUDGET
FOR THE 9 MONTHS ENDING MARCH 31, 2026

RECREATION

	PERIOD ACTUAL	YTD ACTUAL	BUDGET	UNEXPENDED	PCNT
<u>YOUTH BASKETBALL</u>					
25-72-100 SALARIES	223.79	12,891.93	13,000.00	108.07	99.2
25-72-130 BENEFITS	72.01	1,094.38	1,200.00	105.62	91.2
25-72-200 SPECIAL DEPARTMENT SUPPLIES	.00	58.00	.00	(58.00)	.0
25-72-212 MEMBERSHIPS/DUES	.00	.00	15,000.00	15,000.00	.0
25-72-220 PUBLIC NOTICE	9.64	44.81	300.00	255.19	14.9
25-72-250 EQUIPMENT, SUPPLIES & MAINENAN	.00	944.15	4,500.00	3,555.85	21.0
25-72-499 FACILITY RENTAL	2,370.00	3,210.00	10,000.00	6,790.00	32.1
TOTAL YOUTH BASKETBALL	2,675.44	18,243.27	44,000.00	25,756.73	41.5
<u>YOUTH FLAG FOOTBALL</u>					
25-73-100 SALARIES	.00	1,795.01	2,000.00	204.99	89.8
25-73-130 BENEFITS	.00	153.80	200.00	46.20	76.9
25-73-220 PUBLIC NOTICES	.00	.00	200.00	200.00	.0
25-73-250 EQUIPMENT, SUPPLIES & MAINTENA	.00	1,299.03	4,000.00	2,700.97	32.5
TOTAL YOUTH FLAG FOOTBALL	.00	3,247.84	6,400.00	3,152.16	50.8
<u>YOUTH SOCCER</u>					
25-74-100 SALARIES	42.80	3,104.80	5,500.00	2,395.20	56.5
25-74-130 BENEFITS	3.28	265.15	400.00	134.85	66.3
25-74-220 PUBLIC NOTICES	.00	.00	500.00	500.00	.0
25-74-250 EQUIPMENT, SUPPLIES & MAINTEN	.00	5,854.35	12,000.00	6,145.65	48.8
TOTAL YOUTH SOCCER	46.08	9,224.30	18,400.00	9,175.70	50.1
<u>YOUTH TRACK AND FIELD</u>					
25-75-100 SALARIES	.00	.00	2,000.00	2,000.00	.0
25-75-130 BENEFITS	.00	.00	200.00	200.00	.0
25-75-250 EQUIPMENT, SUPPLIES & MAINTEN	.00	.00	1,000.00	1,000.00	.0
TOTAL YOUTH TRACK AND FIELD	.00	.00	3,200.00	3,200.00	.0
<u>YOUTH VOLLEYBALL</u>					
25-76-100 SALARIES	.00	28.85	500.00	471.15	5.8
25-76-130 BENEFITS	.00	2.53	100.00	97.47	2.5
25-76-250 EQUIPMENT, SUPPLIES & MAINTEN	.00	.00	1,000.00	1,000.00	.0
25-76-499 FACILITY RENTAL	.00	.00	600.00	600.00	.0
TOTAL YOUTH VOLLEYBALL	.00	31.38	2,200.00	2,168.62	1.4

CITY OF TREMONTON
EXPENDITURES WITH COMPARISON TO BUDGET
FOR THE 9 MONTHS ENDING MARCH 31, 2026

RECREATION

	PERIOD ACTUAL	YTD ACTUAL	BUDGET	UNEXPENDED	PCNT
<u>YOUTH GOLF</u>					
25-77-212 MEMBERSHIPS/DUES	.00	.00	4,500.00	4,500.00	.0
TOTAL YOUTH GOLF	.00	.00	4,500.00	4,500.00	.0
<u>YOUTH BOWLING</u>					
25-78-212 MEMBERSHIPS/DUES	.00	.00	500.00	500.00	.0
25-78-250 EQUIPMENT, SUPPLIES & MAINTENA	.00	.00	200.00	200.00	.0
TOTAL YOUTH BOWLING	.00	.00	700.00	700.00	.0
<u>YOUTH KARATE</u>					
25-79-100 SALARIES	25.97	161.57	150.00	(11.57)	107.7
25-79-130 BENEFITS	3.06	13.64	15.00	1.36	90.9
25-79-250 EQUIPMENT, SUPPLIES & MAINTENA	148.72	148.72	150.00	1.28	99.2
TOTAL YOUTH KARATE	177.75	323.93	315.00	(8.93)	102.8
<u>YOUTH CAMPS</u>					
25-80-100 SALARIES	.00	300.33	.00	(300.33)	.0
25-80-130 BENEFITS	.00	28.07	.00	(28.07)	.0
25-80-212 MEMBERSHIPS/DUES	.00	.00	3,500.00	3,500.00	.0
25-80-250 EQUIPMENT, SUPPLIES & MAINTENA	.00	972.00	.00	(972.00)	.0
TOTAL YOUTH CAMPS	.00	1,300.40	3,500.00	2,199.60	37.2
<u>ADMIN SERVICE CHARGES</u>					
25-90-905 ADMIN SERVICES CHARGE	.00	12,000.00	12,000.00	.00	100.0
TOTAL ADMIN SERVICE CHARGES	.00	12,000.00	12,000.00	.00	100.0
TOTAL FUND EXPENDITURES	19,914.49	197,795.76	383,265.00	185,469.24	51.6
NET REVENUE OVER EXPENDITURES	6,567.80	152,602.72	.00	(152,602.72)	.0

CITY OF TREMONTON
BALANCE SHEET
MARCH 31, 2026

SPECIAL REVENUE FUND - PARKS

ASSETS

26-11100	CASH FROM COMBINED FUND	1,895,829.46	
	TOTAL ASSETS		1,895,829.46

LIABILITIES AND EQUITY

FUND EQUITY

26-27200	RESERVE FOR IMPACT FEES - NP	802,127.17	
UNAPPROPRIATED FUND BALANCE:			
26-29800	FUND BALANCE - BEGINN OF YEAR	927,200.32	
	REVENUE OVER EXPENDITURES - YTD	166,501.97	
	BALANCE - CURRENT DATE	1,093,702.29	
	TOTAL FUND EQUITY		1,895,829.46
	TOTAL LIABILITIES AND EQUITY		1,895,829.46

CITY OF TREMONTON
REVENUES WITH COMPARISON TO BUDGET
FOR THE 9 MONTHS ENDING MARCH 31, 2026

SPECIAL REVENUE FUND - PARKS

	PERIOD ACTUAL	YTD ACTUAL	BUDGET	UNEARNED	PCNT
<u>OTHER INCOME</u>					
26-36-612 INTEREST EARNING	6,087.84	56,971.03	40,000.00	(16,971.03)	142.4
26-36-632 GRANTS	.00	305,552.97	365,100.00	59,547.03	83.7
26-36-640 DUE FROM RDA	.00	173,880.00	173,880.00	.00	100.0
26-36-750 PARKS IMPACT FEE	24,187.82	257,650.82	180,000.00	(77,650.82)	143.1
26-36-890 FUND BALANCE TO BE APPROPRIATE	.00	.00	(61,980.00)	(61,980.00)	.0
TOTAL OTHER INCOME	30,275.66	794,054.82	697,000.00	(97,054.82)	113.9
TOTAL FUND REVENUE	30,275.66	794,054.82	697,000.00	(97,054.82)	113.9

CITY OF TREMONTON
EXPENDITURES WITH COMPARISON TO BUDGET
FOR THE 9 MONTHS ENDING MARCH 31, 2026

SPECIAL REVENUE FUND - PARKS

	PERIOD ACTUAL	YTD ACTUAL	BUDGET	UNEXPENDED	PCNT
<u>PARKS & RECREATION</u>					
26-62-320 ENGINEERING	.00	.00	7,000.00	7,000.00	.0
26-62-709 MIDLAND SQUARE (RCOG GRANT)	1,070.75	627,145.10	575,000.00	(52,145.10)	109.1
26-62-716 CENTRAL TRAIL	89.50	407.75	115,000.00	114,592.25	.4
TOTAL PARKS & RECREATION	<u>1,160.25</u>	<u>627,552.85</u>	<u>697,000.00</u>	<u>69,447.15</u>	<u>90.0</u>
TOTAL FUND EXPENDITURES	<u>1,160.25</u>	<u>627,552.85</u>	<u>697,000.00</u>	<u>69,447.15</u>	<u>90.0</u>
NET REVENUE OVER EXPENDITURES	<u>29,115.41</u>	<u>166,501.97</u>	<u>.00</u>	<u>(166,501.97)</u>	<u>.0</u>

CITY OF TREMONTON
 BALANCE SHEET
 MARCH 31, 2026

FIRE DEPARTMENT

ASSETS

28-11100	CASH FROM COMBINED FUND	1,086,259.33	
28-13123	NEW A/R AMBULANCE-IMAGE TREND	341,208.42	
28-13130	NEW A/R AMBULANCE-GOLD CROSS	525,606.48	
28-13150	ALLOWANCE FOR BAD DEBT	(380,000.00)	
	TOTAL ASSETS		<u>1,573,074.23</u>

LIABILITIES AND EQUITY

FUND EQUITY

UNAPPROPRIATED FUND BALANCE:			
28-29800	FUND BALANCE - BEGINN OF YEAR	913,941.64	
	REVENUE OVER EXPENDITURES - YTD	659,132.59	
	BALANCE - CURRENT DATE	1,573,074.23	
	TOTAL FUND EQUITY		<u>1,573,074.23</u>
	TOTAL LIABILITIES AND EQUITY		<u>1,573,074.23</u>

CITY OF TREMONTON
REVENUES WITH COMPARISON TO BUDGET
FOR THE 9 MONTHS ENDING MARCH 31, 2026

FIRE DEPARTMENT

	PERIOD ACTUAL	YTD ACTUAL	BUDGET	UNEARNED	PCNT
<u>EMS INTERGOVERNMENTAL REV</u>					
28-33-374 RURAL EMS GRANT	(52,000.00)	.00	.00	.00	.0
TOTAL EMS INTERGOVERNMENTAL REV	(52,000.00)	.00	.00	.00	.0
<u>FIRE INTERGOVERNMENTAL REV</u>					
28-34-390 FIRE CONTRACT - BE COUNTY	.00	.00	24,000.00	24,000.00	.0
28-34-395 FIRE CONTRACT - ELWOOD	.00	.00	17,000.00	17,000.00	.0
28-34-397 FIRE RESPONSE - COUNTY	.00	.00	8,000.00	8,000.00	.0
TOTAL FIRE INTERGOVERNMENTAL REV	.00	.00	49,000.00	49,000.00	.0
<u>EMS - CHARGES FOR SERVICES</u>					
28-35-586 AMBULANCE BAD DEBT	(239,067.25)	(216,036.81)	(250,000.00)	(33,963.19)	(86.4)
28-35-591 AMBULANCE-INSURANCE WRITE-OFF	(107,506.31)	(884,923.82)	(860,000.00)	24,923.82	(102.9)
28-35-592 BILLABLE SUPPLIES - AMBULANCE	1,691.64	20,009.76	.00	(20,009.76)	.0
28-35-596 AMBULANCE MILEAGE	76,741.55	676,232.10	850,000.00	173,767.90	79.6
28-35-598 AMBULANCE FEES	181,752.51	1,418,105.57	1,550,000.00	131,894.43	91.5
TOTAL EMS - CHARGES FOR SERVICES	(86,387.86)	1,013,386.80	1,290,000.00	276,613.20	78.6
<u>FIRE - OTHER INCOME</u>					
28-36-601 OTHER REVENUE	.00	560.00	10,000.00	9,440.00	5.6
28-36-610 INTEREST EARNING	3,488.17	14,926.59	1,000.00	(13,926.59)	1492.7
TOTAL FIRE - OTHER INCOME	3,488.17	15,486.59	11,000.00	(4,486.59)	140.8
<u>EMS - OTHER INCOME</u>					
28-37-601 OTHER REVENUE	.00	115.00	.00	(115.00)	.0
28-37-611 FINANCE CHARGE	59,083.43	126,591.23	.00	(126,591.23)	.0
28-37-750 FIRE/EMS IMPACT FEE REIMBURSE	549.60	5,736.96	4,100.00	(1,636.96)	139.9
TOTAL EMS - OTHER INCOME	59,633.03	132,443.19	4,100.00	(128,343.19)	3230.3
<u>MISC INCOME</u>					
28-39-950 TRANSFERS FROM GENERAL FUND	.00	1,006,900.00	1,006,900.00	.00	100.0
28-39-999 FUND BALANCE TO BE APPROPRIATE	.00	.00	27,000.00	27,000.00	.0
TOTAL MISC INCOME	.00	1,006,900.00	1,033,900.00	27,000.00	97.4

CITY OF TREMONTON
 REVENUES WITH COMPARISON TO BUDGET
 FOR THE 9 MONTHS ENDING MARCH 31, 2026

FIRE DEPARTMENT

	PERIOD ACTUAL	YTD ACTUAL	BUDGET	UNEARNED	PCNT
TOTAL FUND REVENUE	(75,266.66)	2,168,216.58	2,388,000.00	219,783.42	90.8

CITY OF TREMONTON
EXPENDITURES WITH COMPARISON TO BUDGET
FOR THE 9 MONTHS ENDING MARCH 31, 2026

FIRE DEPARTMENT

	PERIOD ACTUAL	YTD ACTUAL	BUDGET	UNEXPENDED	PCNT
<u>NON-DEPARTMENTAL EXPENSE</u>					
28-50-100 ADMIN WAGES	12,581.32	122,059.32	175,000.00	52,940.68	69.8
28-50-101 OVERTIME WAGES	.00	1.68	.00	(1.68)	.0
28-50-102 MERIT	.00	108.28	500.00	391.72	21.7
28-50-106 DRUG TEST/PHYSICAL	635.00	1,586.50	30,000.00	28,413.50	5.3
28-50-130 BENEFITS	5,085.74	46,897.44	75,000.00	28,102.56	62.5
28-50-140 HSA CONTRIBUTION	.00	2,400.00	3,700.00	1,300.00	64.9
28-50-220 PUBLIC NOTICES	.00	.00	200.00	200.00	.0
28-50-240 OFFICE SUPPLIES & EXPENSES	69.99	1,261.31	2,000.00	738.69	63.1
28-50-243 COPIER/SUPPLIES	10.94	279.07	1,500.00	1,220.93	18.6
28-50-250 SUPPLIES AND MAINTENANCE	422.20	3,523.43	7,000.00	3,476.57	50.3
28-50-260 BUILDING & GROUNDS MAINTENANCE	1,750.42	6,551.59	7,000.00	448.41	93.6
28-50-270 UTILITIES	403.50	3,747.44	4,400.00	652.56	85.2
28-50-271 GAS - (QUESTAR)	638.22	3,298.76	9,000.00	5,701.24	36.7
28-50-280 TELEPHONE	919.19	7,104.09	17,000.00	9,895.91	41.8
28-50-281 INTERNET	44.67	426.97	1,100.00	673.03	38.8
28-50-310 SERVICES DATA PROCESSING	549.02	3,889.45	8,200.00	4,310.55	47.4
28-50-312 COMPUTER SOFTWARE	.00	.00	6,000.00	6,000.00	.0
28-50-313 COMPUTER HARDWARE	.00	.00	4,100.00	4,100.00	.0
28-50-330 LEGAL	.00	.00	500.00	500.00	.0
28-50-340 ACCOUNTING & AUDITING	855.57	3,844.44	4,500.00	655.56	85.4
28-50-370 OTHER PROFESSIONAL & TECHNICAL	.00	31,832.17	.00	(31,832.17)	.0
28-50-410 INSURANCE	.00	23,062.84	27,000.00	3,937.16	85.4
28-50-451 HEALTH SAFETY WELFARE	155.94	6,581.84	9,500.00	2,918.16	69.3
28-50-512 FACILITIES/IMPACT STUDY	.00	.00	3,000.00	3,000.00	.0
28-50-530 IMPROVE TO BUILDING LESS \$5000	1,169.57	2,253.15	6,000.00	3,746.85	37.6
28-50-563 800 MHZ RADIOS	560.00	12,131.90	33,000.00	20,868.10	36.8
28-50-704 IMPROVE TO BUILDING OVER \$5000	.00	7,398.00	27,000.00	19,602.00	27.4
TOTAL NON-DEPARTMENTAL EXPENSE	25,851.29	290,239.67	462,200.00	171,960.33	62.8

CITY OF TREMONTON
EXPENDITURES WITH COMPARISON TO BUDGET
FOR THE 9 MONTHS ENDING MARCH 31, 2026

FIRE DEPARTMENT

	PERIOD ACTUAL	YTD ACTUAL	BUDGET	UNEXPENDED	PCNT
<u>FIRE DEPARTMENT EXPENSE</u>					
28-51-100 FIRE DEPT WAGES	453.78	2,821.09	10,000.00	7,178.91	28.2
28-51-102 MERIT	.00	.00	500.00	500.00	.0
28-51-107 FIRE TRAINING WAGES	626.14	8,110.69	8,000.00	(110.69)	101.4
28-51-108 HAZMAT WAGES	.00	.00	2,000.00	2,000.00	.0
28-51-130 BENEFITS	266.27	1,957.92	3,000.00	1,042.08	65.3
28-51-212 MEMBERSHIPS/DUES	377.70	495.73	1,000.00	504.27	49.6
28-51-230 TRAVEL	.00	4,008.65	12,000.00	7,991.35	33.4
28-51-246 BILLABLE SUPPLIES	710.80	710.80	1,000.00	289.20	71.1
28-51-250 SUPPLIES AND MAINTENANCE	60.96	368.22	25,000.00	24,631.78	1.5
28-51-251 FIRE EQUIPMENT FUEL	482.21	11,949.91	9,000.00	(2,949.91)	132.8
28-51-252 PERSONAL PROTECTIVE EQUIPMENT	.00	11,084.49	20,000.00	8,915.51	55.4
28-51-253 VEHICLE MAINTENANCE	213.12	15,752.91	25,000.00	9,247.09	63.0
28-51-263 PUBLIC EDUCATION	.00	18.98	3,500.00	3,481.02	.5
28-51-360 EDUCATION/CERTIFICATION	699.00	3,962.00	1,000.00	(2,962.00)	396.2
28-51-367 RECERTIFICATION	.00	5.00	500.00	495.00	1.0
28-51-370 OTHER PROFESSIONAL & TECHNICAL	.00	1,982.25	10,000.00	8,017.75	19.8
28-51-450 MISCELLANEOUS SUPPLIES	.00	338.71	1,000.00	661.29	33.9
28-51-461 FIRE EXTINGUISHERS	.00	.00	500.00	500.00	.0
28-51-508 FIRE EQUIPMENT LESS THAN \$5000	2,580.68	11,130.88	10,000.00	(1,130.88)	111.3
TOTAL FIRE DEPARTMENT EXPENSE	6,470.66	74,698.23	143,000.00	68,301.77	52.2

CITY OF TREMONTON
EXPENDITURES WITH COMPARISON TO BUDGET
FOR THE 9 MONTHS ENDING MARCH 31, 2026

FIRE DEPARTMENT

	PERIOD ACTUAL	YTD ACTUAL	BUDGET	UNEXPENDED	PCNT
<u>EMS DEPARTMENT EXPENSE</u>					
28-52-100	63,792.78	664,895.46	1,000,000.00	335,104.54	66.5
28-52-101	7,895.16	72,338.94	100,000.00	27,661.06	72.3
28-52-102	.00	.00	500.00	500.00	.0
28-52-111	.00	3,596.40	25,000.00	21,403.60	14.4
28-52-113	2,713.45	15,633.84	20,000.00	4,366.16	78.2
28-52-130	21,584.54	209,542.08	330,000.00	120,457.92	63.5
28-52-212	.00	125.00	2,000.00	1,875.00	6.3
28-52-230	433.72	2,891.92	6,000.00	3,108.08	48.2
28-52-241	48.11	781.64	3,000.00	2,218.36	26.1
28-52-244	1,080.94	13,057.77	20,000.00	6,942.23	65.3
28-52-245	652.58	6,718.30	15,000.00	8,281.70	44.8
28-52-246	2,808.37	18,272.48	50,000.00	31,727.52	36.5
28-52-248	1,534.19	11,238.94	24,000.00	12,761.06	46.8
28-52-252	3,416.44	13,605.86	15,000.00	1,394.14	90.7
28-52-293	40.40	355.02	15,500.00	15,144.98	2.3
28-52-312	.00	17,417.09	19,200.00	1,782.91	90.7
28-52-347	.45	507.66	5,000.00	4,492.34	10.2
28-52-360	2,759.00	4,094.00	12,600.00	8,506.00	32.5
28-52-368	.00	56.00	5,000.00	4,944.00	1.1
28-52-370	.00	2,029.87	15,500.00	13,470.13	13.1
28-52-371	.00	24,684.24	28,000.00	3,315.76	88.2
28-52-375	5,600.11	49,560.44	50,000.00	439.56	99.1
28-52-450	.00	543.14	1,000.00	456.86	54.3
28-52-480	.00	.00	(200.00)	(200.00)	.0
28-52-500	.00	.00	8,500.00	8,500.00	.0
TOTAL EMS DEPARTMENT EXPENSE	114,360.24	1,131,946.09	1,770,600.00	638,653.91	63.9
<u>ADMINISTRATIVE FEES</u>					
28-90-905	.00	12,200.00	12,200.00	.00	100.0
TOTAL ADMINISTRATIVE FEES	.00	12,200.00	12,200.00	.00	100.0
TOTAL FUND EXPENDITURES	146,682.19	1,509,083.99	2,388,000.00	878,916.01	63.2
NET REVENUE OVER EXPENDITURES	(221,948.85)	659,132.59	.00	(659,132.59)	.0

CITY OF TREMONTON
 BALANCE SHEET
 MARCH 31, 2026

ROADS DEPARTMENT

ASSETS

29-11100	CASH FROM COMBINED FUND	129,795.69	
	TOTAL ASSETS		<u>129,795.69</u>

LIABILITIES AND EQUITY

FUND EQUITY

	UNAPPROPRIATED FUND BALANCE: REVENUE OVER EXPENDITURES - YTD	<u>129,795.69</u>	
	BALANCE - CURRENT DATE	<u>129,795.69</u>	
	TOTAL FUND EQUITY		<u>129,795.69</u>
	TOTAL LIABILITIES AND EQUITY		<u>129,795.69</u>

CITY OF TREMONTON
REVENUES WITH COMPARISON TO BUDGET
FOR THE 9 MONTHS ENDING MARCH 31, 2026

ROADS DEPARTMENT

	PERIOD ACTUAL	YTD ACTUAL	BUDGET	UNEARNED	PCNT
<u>TAXES</u>					
29-31-132 SALES & USE TAX - ROADS (A2)	18,607.35	167,006.31	280,000.00	112,993.69	59.7
TOTAL TAXES	18,607.35	167,006.31	280,000.00	112,993.69	59.7
<u>OTHER INTERGOVERNMENTAL REV</u>					
29-34-342 RTIF	.00	264,491.38	250,000.00	(14,491.38)	105.8
29-34-362 B & C ROAD FUND ALLOTMENT	.00	346,823.29	600,000.00	253,176.71	57.8
TOTAL OTHER INTERGOVERNMENTAL REV	.00	611,314.67	850,000.00	238,685.33	71.9
<u>OTHER INCOME</u>					
29-36-610 INTEREST EARNING	416.80	918.82	.00	(918.82)	.0
TOTAL OTHER INCOME	416.80	918.82	.00	(918.82)	.0
<u>IMPACT FEES</u>					
29-37-725 IMPACT FEE - TRANSPORTATION	14,406.17	154,824.75	100,000.00	(54,824.75)	154.8
TOTAL IMPACT FEES	14,406.17	154,824.75	100,000.00	(54,824.75)	154.8
<u>SOURCE 39</u>					
29-39-999 FUND BALANCE TO BE APPROPRIATE	.00	.00	(280,200.00)	(280,200.00)	.0
TOTAL SOURCE 39	.00	.00	(280,200.00)	(280,200.00)	.0
TOTAL FUND REVENUE	33,430.32	934,064.55	949,800.00	15,735.45	98.3

CITY OF TREMONTON
EXPENDITURES WITH COMPARISON TO BUDGET
FOR THE 9 MONTHS ENDING MARCH 31, 2026

ROADS DEPARTMENT

	PERIOD ACTUAL	YTD ACTUAL	BUDGET	UNEXPENDED	PCNT
<u>ROADS DEPARTMENT</u>					
29-60-100 SALARIES	31,064.68	266,930.57	346,000.00	79,069.43	77.2
29-60-101 OVERTIME WAGES	70.26	7,077.27	13,000.00	5,922.73	54.4
29-60-103 MERIT	.00	.00	300.00	300.00	.0
29-60-106 DRUG TEST/PHYSICAL	110.00	205.00	300.00	95.00	68.3
29-60-130 BENEFITS	13,117.05	110,799.69	150,000.00	39,200.31	73.9
29-60-140 HSA CONTRIBUTION	.00	1,300.00	1,300.00	.00	100.0
29-60-190 UNIFORMS	99.45	5,778.30	1,500.00	(4,278.30)	385.2
29-60-200 SPECIAL DEPARTMENT SUPPLIES	.00	804.30	2,500.00	1,695.70	32.2
29-60-201 ROAD BASE MATERIALS	1,330.88	2,718.23	200.00	(2,518.23)	1359.1
29-60-202 STREETS MATERIAL (SAND & SALT)	.00	2,582.75	20,000.00	17,417.25	12.9
29-60-203 STREETS MATERIALS (SIGNS)	1,757.98	3,374.92	8,000.00	4,625.08	42.2
29-60-204 NEW STREETLIGHTS (RM POWER)	.00	153,541.80	45,000.00	(108,541.80)	341.2
29-60-205 SAFETY SUPPLIES	817.61	965.81	500.00	(465.81)	193.2
29-60-220 PUBLIC NOTICES	.00	.00	200.00	200.00	.0
29-60-230 TRAVEL	1,004.72	1,004.72	1,000.00	(4.72)	100.5
29-60-240 OFFICE SUPPLIES & EXPENSES	283.41	407.56	200.00	(207.56)	203.8
29-60-241 POSTAGE	.00	.00	700.00	700.00	.0
29-60-250 SUPPLIES & MAINT.	5,529.09	60,428.17	50,000.00	(10,428.17)	120.9
29-60-251 FUEL	906.05	11,370.00	20,000.00	8,630.00	56.9
29-60-260 BUILDING AND SHOPS MAINTENANCE	1,384.46	1,744.46	2,500.00	755.54	69.8
29-60-269 UTILITY - PUB WORKS BUILDING	565.38	4,966.31	7,000.00	2,033.69	71.0
29-60-270 UTILITIES (STREETLIGHTS)	3,959.28	31,190.99	45,000.00	13,809.01	69.3
29-60-271 GAS - (QUESTAR)	1,520.78	6,095.12	14,500.00	8,404.88	42.0
29-60-280 TELEPHONE	273.63	1,702.48	3,700.00	1,997.52	46.0
29-60-281 INTERNET	29.51	282.77	800.00	517.23	35.4
29-60-310 SERVICES DATA PROCESSING	187.54	1,331.41	2,300.00	968.59	57.9
29-60-312 COMPUTER SOFTWARE	1,984.00	1,984.00	100.00	(1,884.00)	1984.0
29-60-313 COMPUTER HARDWARE	.00	.00	2,400.00	2,400.00	.0
29-60-320 ENGINEERING	11,188.25	95,437.50	36,000.00	(59,437.50)	265.1
29-60-360 EDUCATION	1,612.50	2,139.50	800.00	(1,339.50)	267.4
29-60-410 INSURANCE	.00	17,555.23	16,000.00	(1,555.23)	109.7
29-60-513 UTAH TECH CENTER ROAD STUDY	.00	.00	35,000.00	35,000.00	.0
29-60-540 HOE UPGRADE	.00	.00	15,000.00	15,000.00	.0
29-60-550 SPECIAL PROJ - RR/SCHOOL CROSS	.00	.00	5,000.00	5,000.00	.0
29-60-558 PAINT STRIPPING F.A.S	.00	.00	32,000.00	32,000.00	.0
29-60-566 WAY FINDING SIGNAGE	.00	.00	30,000.00	30,000.00	.0
TOTAL ROADS DEPARTMENT	78,796.51	793,718.86	908,800.00	115,081.14	87.3
<u>CLASS C ROAD PROJECT</u>					
29-61-201 SIDEWALK	550.00	550.00	20,000.00	19,450.00	2.8
29-61-202 CURB AND GUTTER	.00	.00	10,000.00	10,000.00	.0
29-61-320 ENGINEERING	.00	10,000.00	10,000.00	.00	100.0
29-61-370 OTHER PROFESSIONAL & TECHNICAL	.00	.00	1,000.00	1,000.00	.0
TOTAL CLASS C ROAD PROJECT	550.00	10,550.00	41,000.00	30,450.00	25.7

CITY OF TREMONTON
 EXPENDITURES WITH COMPARISON TO BUDGET
 FOR THE 9 MONTHS ENDING MARCH 31, 2026

ROADS DEPARTMENT

	PERIOD ACTUAL	YTD ACTUAL	BUDGET	UNEXPENDED	PCNT
TOTAL FUND EXPENDITURES	79,346.51	804,268.86	949,800.00	145,531.14	84.7
NET REVENUE OVER EXPENDITURES	(45,916.19)	129,795.69	.00	(129,795.69)	.0

CITY OF TREMONTON
 BALANCE SHEET
 MARCH 31, 2026

CAPITAL PROJECTS FUND

ASSETS

40-11100	CASH FROM COMBINED FUND		3,079,537.16
	TOTAL ASSETS		<u>3,079,537.16</u>

LIABILITIES AND EQUITY

FUND EQUITY

UNAPPROPRIATED FUND BALANCE:			
40-29800	FUND BALANCE - BEGINN OF YEAR	3,131,667.21	
	REVENUE OVER EXPENDITURES - YTD	(52,130.05)	
	BALANCE - CURRENT DATE		<u>3,079,537.16</u>
	TOTAL FUND EQUITY		<u>3,079,537.16</u>
	TOTAL LIABILITIES AND EQUITY		<u>3,079,537.16</u>

CITY OF TREMONTON
 REVENUES WITH COMPARISON TO BUDGET
 FOR THE 9 MONTHS ENDING MARCH 31, 2026

CAPITAL PROJECTS FUND

	PERIOD ACTUAL	YTD ACTUAL	BUDGET	UNEARNED	PCNT
<u>INTEREST</u>					
40-36-610 INTEREST EARNING	9,888.94	94,805.89	65,000.00	(29,805.89)	145.9
TOTAL INTEREST	9,888.94	94,805.89	65,000.00	(29,805.89)	145.9
<u>TRANSFERS/FUND BAL TO BE APPRO</u>					
40-39-999 FUND BALANCE TO BE APPROPRIATE	.00	.00	600,000.00	600,000.00	.0
TOTAL TRANSFERS/FUND BAL TO BE APPR	.00	.00	600,000.00	600,000.00	.0
 TOTAL FUND REVENUE	 9,888.94	 94,805.89	 665,000.00	 570,194.11	 14.3

CITY OF TREMONTON
EXPENDITURES WITH COMPARISON TO BUDGET
FOR THE 9 MONTHS ENDING MARCH 31, 2026

CAPITAL PROJECTS FUND

	PERIOD ACTUAL	YTD ACTUAL	BUDGET	UNEXPENDED	PCNT
<u>CIVIC CENTER CAPITAL PROJECTS</u>					
40-51-550 CIVIC CENTER CAP PROJECT FUND	.00	4,147.00	.00	(4,147.00)	.0
TOTAL CIVIC CENTER CAPITAL PROJECTS	.00	4,147.00	.00	(4,147.00)	.0
<u>POLICE DEPT CAPITAL PROJECTS</u>					
40-54-540 POLICE DEPT CAP PROJECT FUND	21,185.00	48,224.00	50,000.00	1,776.00	96.5
TOTAL POLICE DEPT CAPITAL PROJECTS	21,185.00	48,224.00	50,000.00	1,776.00	96.5
<u>STREETS DEPT CAPITAL PROJECTS</u>					
40-60-540 STREETS CAPITAL PROJECTS FUND	.00	.00	330,000.00	330,000.00	.0
TOTAL STREETS DEPT CAPITAL PROJECTS	.00	.00	330,000.00	330,000.00	.0
<u>PARKS CAPITAL PROJECTS</u>					
40-62-530 PARKING LOT	.00	.00	100,000.00	100,000.00	.0
40-62-540 PARKS CAPITAL PROJECT FUND	30,000.00	30,000.00	60,000.00	30,000.00	50.0
TOTAL PARKS CAPITAL PROJECTS	30,000.00	30,000.00	160,000.00	130,000.00	18.8
<u>SENIORS CAPITAL PROJECTS</u>					
40-66-710 CAP PROJECT - SENIOR REMODEL	.00	.00	25,000.00	25,000.00	.0
TOTAL SENIORS CAPITAL PROJECTS	.00	.00	25,000.00	25,000.00	.0
<u>CEMETERY CAPITAL PROJECTS</u>					
40-69-550 CEMETERY CAPITAL PROJECT FUND	.00	64,564.94	75,000.00	10,435.06	86.1
TOTAL CEMETERY CAPITAL PROJECTS	.00	64,564.94	75,000.00	10,435.06	86.1
<u>LIBRARY CAPITAL PROJECTS</u>					
40-75-540 LIBRARY CAPITAL PROJECT FUND	.00	.00	25,000.00	25,000.00	.0
TOTAL LIBRARY CAPITAL PROJECTS	.00	.00	25,000.00	25,000.00	.0
TOTAL FUND EXPENDITURES	51,185.00	146,935.94	665,000.00	518,064.06	22.1

CITY OF TREMONTON
 EXPENDITURES WITH COMPARISON TO BUDGET
 FOR THE 9 MONTHS ENDING MARCH 31, 2026

CAPITAL PROJECTS FUND

	PERIOD ACTUAL	YTD ACTUAL	BUDGET	UNEXPENDED	PCNT
NET REVENUE OVER EXPENDITURES	(41,296.06)	(52,130.05)	.00	52,130.05	.0

CITY OF TREMONTON
 BALANCE SHEET
 MARCH 31, 2026

VEHICLE/EQUIP CAP PROJECT FUND

ASSETS

41-11100	CASH FROM COMBINED FUND	1,296,352.17	
	TOTAL ASSETS		1,296,352.17

LIABILITIES AND EQUITY

FUND EQUITY

UNAPPROPRIATED FUND BALANCE:			
41-29800	FUND BALANCE - BEGINN OF YEAR	1,325,580.72	
	REVENUE OVER EXPENDITURES - YTD	(29,228.55)	
	BALANCE - CURRENT DATE	1,296,352.17	
	TOTAL FUND EQUITY		1,296,352.17
	TOTAL LIABILITIES AND EQUITY		1,296,352.17

CITY OF TREMONTON
REVENUES WITH COMPARISON TO BUDGET
FOR THE 9 MONTHS ENDING MARCH 31, 2026

VEHICLE/EQUIP CAP PROJECT FUND

	PERIOD ACTUAL	YTD ACTUAL	BUDGET	UNEARNED	PCNT
<u>INTERGOVERNMENTAL REVENUE</u>					
41-33-100 STATE GRANTS	52,000.00	52,000.00	.00	(52,000.00)	.0
TOTAL INTERGOVERNMENTAL REVENUE	52,000.00	52,000.00	.00	(52,000.00)	.0
<u>MISCELLANEOUS INCOME</u>					
41-36-610 INTEREST	4,162.82	37,363.20	45,000.00	7,636.80	83.0
TOTAL MISCELLANEOUS INCOME	4,162.82	37,363.20	45,000.00	7,636.80	83.0
<u>TRANSFERS/FUND BAL TO BE APPRO</u>					
41-39-900 TRANSFER IN FROM GENERAL FUND	.00	650,095.00	650,095.00	.00	100.0
41-39-999 FUND BALANCE TO BE APPROPRIATE	.00	.00	259,905.00	259,905.00	.0
TOTAL TRANSFERS/FUND BAL TO BE APPR	.00	650,095.00	910,000.00	259,905.00	71.4
TOTAL FUND REVENUE	56,162.82	739,458.20	955,000.00	215,541.80	77.4

CITY OF TREMONTON
EXPENDITURES WITH COMPARISON TO BUDGET
FOR THE 9 MONTHS ENDING MARCH 31, 2026

VEHICLE/EQUIP CAP PROJECT FUND

	PERIOD ACTUAL	YTD ACTUAL	BUDGET	UNEXPENDED	PCNT
<u>POLICE DEPARTMENT</u>					
41-42-550 VEHICLES	.00	169,952.00	283,000.00	113,048.00	60.1
41-42-560 EQUIPMENT	38,586.24	92,317.71	100,000.00	7,682.29	92.3
TOTAL POLICE DEPARTMENT	38,586.24	262,269.71	383,000.00	120,730.29	68.5
<u>STREET DEPARTMENT</u>					
41-44-550 VEHICLES	28,193.19	190,558.04	240,000.00	49,441.96	79.4
TOTAL STREET DEPARTMENT	28,193.19	190,558.04	240,000.00	49,441.96	79.4
<u>HOME DELIVERED MEALS</u>					
41-46-550 VEHICLES	.00	30,204.00	32,000.00	1,796.00	94.4
TOTAL HOME DELIVERED MEALS	.00	30,204.00	32,000.00	1,796.00	94.4
<u>FIRE DEPARTMENT</u>					
41-49-550 VEHICLES	285,655.00	285,655.00	300,000.00	14,345.00	95.2
TOTAL FIRE DEPARTMENT	285,655.00	285,655.00	300,000.00	14,345.00	95.2
TOTAL FUND EXPENDITURES	352,434.43	768,686.75	955,000.00	186,313.25	80.5
NET REVENUE OVER EXPENDITURES	(296,271.61)	(29,228.55)	.00	29,228.55	.0

CITY OF TREMONTON
BALANCE SHEET
MARCH 31, 2026

TRANS CAPACITY CAPITAL FUND

ASSETS

42-11100	CASH FROM COMBINED FUND		4,179,187.77	
	TOTAL ASSETS			4,179,187.77

LIABILITIES AND EQUITY

FUND EQUITY

	UNAPPROPRIATED FUND BALANCE:			
42-29800	FUND BALANCE - BEGINN OF YEAR	4,074,638.91		
	REVENUE OVER EXPENDITURES - YTD	104,548.86		
	BALANCE - CURRENT DATE		4,179,187.77	
	TOTAL FUND EQUITY			4,179,187.77
	TOTAL LIABILITIES AND EQUITY			4,179,187.77

CITY OF TREMONTON
REVENUES WITH COMPARISON TO BUDGET
FOR THE 9 MONTHS ENDING MARCH 31, 2026

TRANS CAPACITY CAPITAL FUND

		PERIOD ACTUAL	YTD ACTUAL	BUDGET	UNEARNED	PCNT
<u>INTEREST</u>						
42-36-610	INTEREST	13,420.11	125,526.21	120,000.00	(5,526.21)	104.6
	TOTAL INTEREST	13,420.11	125,526.21	120,000.00	(5,526.21)	104.6
<u>TRANSFERS/FUND BAL TO BE APPRO</u>						
42-39-970	FUND BALANCE TO BE APPROPRIATE	.00	.00	1,717,000.00	1,717,000.00	.0
	TOTAL TRANSFERS/FUND BAL TO BE APPR	.00	.00	1,717,000.00	1,717,000.00	.0
	TOTAL FUND REVENUE	13,420.11	125,526.21	1,837,000.00	1,711,473.79	6.8

CITY OF TREMONTON
EXPENDITURES WITH COMPARISON TO BUDGET
FOR THE 9 MONTHS ENDING MARCH 31, 2026

TRANS CAPACITY CAPITAL FUND

	PERIOD ACTUAL	YTD ACTUAL	BUDGET	UNEXPENDED	PCNT
<u>VEHICLE CAPACITY PROJECTS</u>					
42-51-550 ACQUISITION OF ROW	.00	.00	330,000.00	330,000.00	.0
42-51-555 CITY'S CONSTRUCTION OF ROADS	.00	20,977.35	1,507,000.00	1,486,022.65	1.4
TOTAL VEHICLE CAPACITY PROJECTS	.00	20,977.35	1,837,000.00	1,816,022.65	1.1
TOTAL FUND EXPENDITURES	.00	20,977.35	1,837,000.00	1,816,022.65	1.1
NET REVENUE OVER EXPENDITURES	13,420.11	104,548.86	.00	(104,548.86)	.0

CITY OF TREMONTON
BALANCE SHEET
MARCH 31, 2026

WATER UTILITY FUND

ASSETS

51-11100	CASH FROM COMBINED FUND	6,327,605.75	
51-12000	UTILITY SERVICE ACC. REC	171,206.88	
51-12202	POSTAGE CASH - MAIL DYNAMICS	560.00	
51-15009	CONSTRUCTION IN PROGRESS WATER	146,066.83	
51-15011	LAND	64,476.25	
51-15012	BUILDINGS AND STRUCTURES	2,588,611.35	
51-15013	EQUIPMENT	1,574,784.28	
51-15014	IMPROVEMENTS	585,355.29	
51-15015	WATER LINES	4,120,557.49	
51-15016	AUTOS	445,290.41	
51-15051	LAND - S.W.	592,490.57	
51-15053	EQUIPMENT S. W.	415,907.65	
51-15054	IMPROVEMENTS	2,520,720.24	
51-15055	SECONDARY WATER LINES	11,152,869.77	
51-15100	ACCUM DEPRECIATION WATERWORKS	(5,220,416.05)	
51-15150	ACCUM DEPRECIATION - SECONDARY	(1,616,633.04)	
51-18100	NET PENSION ASSET	3,372.00	
51-19100	DEFERRED OUTFLOWS - PENSION	161,284.00	
TOTAL ASSETS			24,034,109.67

LIABILITIES AND EQUITY

LIABILITIES

51-20000	CUSTOMER DEPOSITS	34,385.83	
51-21150	DEFERRED REVENUE	238,993.76	
51-22200	VACATION PAYABLE	37,000.00	
51-25400	SECONDARY WATER BONDS PAYABLE	2,320,000.00	
51-25401	SEC WATER BOND PAYABLE 2021 SR	3,375,000.00	
51-25800	NET PENSION LIABILITY	127,030.00	
51-25900	DEFERRED INFLOWS - PENSION	12,522.00	
TOTAL LIABILITIES			6,144,931.59

FUND EQUITY

51-27250	RESERVE - IMPACT FEE - NEW	(3,472,965.56)	
UNAPPROPRIATED FUND BALANCE:			
51-29800	FUND BALANCE - BEGINN OF YEAR	21,002,230.96	
	REVENUE OVER EXPENDITURES - YTD	359,912.68	
BALANCE - CURRENT DATE		21,362,143.64	
TOTAL FUND EQUITY			17,889,178.08
TOTAL LIABILITIES AND EQUITY			24,034,109.67

CITY OF TREMONTON
REVENUES WITH COMPARISON TO BUDGET
FOR THE 9 MONTHS ENDING MARCH 31, 2026

WATER UTILITY FUND

	PERIOD ACTUAL	YTD ACTUAL	BUDGET	UNEARNED	PCNT
<u>OTHER REVENUE</u>					
51-36-501 GRANTS (CDBG & COVID)	.00	.00	400,000.00	400,000.00	.0
51-36-602 OTHER UTILITY REVENUE	.00	.00	100.00	100.00	.0
51-36-604 WATER SAMPLES	.00	.00	500.00	500.00	.0
51-36-605 RENT FOR PW BUILDING	.00	210.00	900.00	690.00	23.3
51-36-610 UTILITY INTEREST INCOME	20,319.06	196,438.09	200,000.00	3,561.91	98.2
51-36-611 INTEREST INCOME-BOND PROCEEDS	.00	.02	.00	(.02)	.0
51-36-617 CREDIT CARD SERVICE FEE	2,782.83	33,904.37	29,000.00	(4,904.37)	116.9
51-36-618 WATER SHARES - BR CANAL LEASED	.00	.00	1,000.00	1,000.00	.0
51-36-674 SERVICE/CONVENIENCE TURN-ON	1,185.00	7,185.00	9,000.00	1,815.00	79.8
51-36-675 UTILITY SET UP FEE	370.00	3,365.00	4,000.00	635.00	84.1
51-36-676 LATE FEE - ALL UTILITIES	8,061.94	37,908.78	14,000.00	(23,908.78)	270.8
51-36-690 FEE-IN-LIEU OF WATER SHARE	.00	.00	5,000.00	5,000.00	.0
TOTAL OTHER REVENUE	32,718.83	279,011.26	663,500.00	384,488.74	42.1
<u>UTILITY REVENUE</u>					
51-37-710 CULINARY BASE RATE	86,857.71	773,712.56	945,000.00	171,287.44	81.9
51-37-711 CULINARY USE RATE	31,102.54	985,967.89	1,400,000.00	414,032.11	70.4
51-37-712 CULINARY CONNECTION	4,150.00	44,335.00	22,000.00	(22,335.00)	201.5
51-37-713 WATER CONNECTION RESERVE	.00	.00	500.00	500.00	.0
51-37-714 SECONDARY WATER BASE	(157.40)	73,260.88	100,000.00	26,739.12	73.3
51-37-716 SECONDARY USE RATE	(1,029.90)	258,845.44	300,000.00	41,154.56	86.3
51-37-717 SECONDARY CONNECTION	(470.00)	40,645.00	.00	(40,645.00)	.0
51-37-725 REC BAD DEBT/GARNISHMENT/SERV	.00	884.31	.00	(884.31)	.0
TOTAL UTILITY REVENUE	120,452.95	2,177,651.08	2,767,500.00	589,848.92	78.7
<u>CONTRIBUTIONS & TRANSFERS</u>					
51-38-897 EXCESS FROM RESERVES	.00	.00	2,938,400.00	2,938,400.00	.0
TOTAL CONTRIBUTIONS & TRANSFERS	.00	.00	2,938,400.00	2,938,400.00	.0
<u>IMPACT FEES</u>					
51-39-715 WATER IMPACT FEES	37,641.17	410,997.43	315,000.00	(95,997.43)	130.5
TOTAL IMPACT FEES	37,641.17	410,997.43	315,000.00	(95,997.43)	130.5
TOTAL FUND REVENUE	190,812.95	2,867,659.77	6,684,400.00	3,816,740.23	42.9

CITY OF TREMONTON
EXPENDITURES WITH COMPARISON TO BUDGET
FOR THE 9 MONTHS ENDING MARCH 31, 2026

WATER UTILITY FUND

	PERIOD ACTUAL	YTD ACTUAL	BUDGET	UNEXPENDED	PCNT
<u>WATER DEPARTMENT UTILITY FUND</u>					
51-70-100 SALARIES	34,390.12	352,040.06	493,000.00	140,959.94	71.4
51-70-101 OVERTIME WAGES	693.00	16,570.53	15,000.00	(1,570.53)	110.5
51-70-103 MERIT	.00	324.84	300.00	(24.84)	108.3
51-70-106 DRUG TEST/PHYSICAL	110.00	309.00	600.00	291.00	51.5
51-70-130 BENEFITS	17,442.21	156,365.34	220,000.00	63,634.66	71.1
51-70-140 HSA CONTRIBUTION	.00	9,150.00	3,700.00	(5,450.00)	247.3
51-70-150 VEHICLE MAINTENANCE	.00	.00	4,500.00	4,500.00	.0
51-70-160 HEALTH, SAFETY & WELFARE	.00	.00	500.00	500.00	.0
51-70-180 LAB	.00	.00	7,500.00	7,500.00	.0
51-70-190 UNIFORMS	356.94	5,448.08	4,000.00	(1,448.08)	136.2
51-70-200 WATER CHLORINE	.00	21,073.25	40,000.00	18,926.75	52.7
51-70-201 GERMER IRRIGATION	.00	.00	400.00	400.00	.0
51-70-202 STEVENSEN IRRIGATION	.00	.00	800.00	800.00	.0
51-70-203 BEVERLY GIBSON IRRIGATION MAIN	.00	.00	200.00	200.00	.0
51-70-204 BRWCD	.00	35,922.00	100,000.00	64,078.00	35.9
51-70-210 BOOKS & SUBSCRIPTIONS	886.00	1,246.75	2,000.00	753.25	62.3
51-70-220 PUBLIC NOTICES	.00	.00	300.00	300.00	.0
51-70-230 TRAVEL	1,908.72	2,683.64	2,500.00	(183.64)	107.4
51-70-240 OFFICE SUPPLIES & EXPENSES	383.21	5,348.30	7,500.00	2,151.70	71.3
51-70-241 POSTAGE	1,177.01	10,582.96	5,500.00	(5,082.96)	192.4
51-70-243 COPIER/SUPPLIES	140.20	1,767.47	2,000.00	232.53	88.4
51-70-250 SUPPLIES & MAINTENA	6,278.17	141,803.05	100,000.00	(41,803.05)	141.8
51-70-251 FUEL	951.46	9,547.88	10,000.00	452.12	95.5
51-70-260 BUILDING & GROUNDS MAINTENANCE	5,352.00	6,376.70	6,000.00	(376.70)	106.3
51-70-269 UTILITY - PUB WORKS BUILDING	346.01	2,831.99	4,300.00	1,468.01	65.9
51-70-270 WATER ELECTRIC POWER PUMPING	10,255.76	117,624.75	170,000.00	52,375.25	69.2
51-70-271 GAS - (QUESTAR)	930.72	3,730.38	9,000.00	5,269.62	41.5
51-70-280 TELEPHONE	522.56	3,456.50	5,900.00	2,443.50	58.6
51-70-281 INTERNET	59.02	451.24	1,400.00	948.76	32.2
51-70-310 SERVICES DATA PROCESSING	399.99	2,525.44	5,000.00	2,474.56	50.5
51-70-312 COMPUTER SOFTWARE	1,985.33	17,111.33	16,800.00	(311.33)	101.9
51-70-313 COMPUTER HARDWARE	.00	.00	1,500.00	1,500.00	.0
51-70-320 ENGINEERING	6,454.75	26,976.92	20,000.00	(6,976.92)	134.9
51-70-330 LEGAL	.00	.00	5,000.00	5,000.00	.0
51-70-332 CONTRACT MINUTES/SOCIAL MEDIA	682.33	5,666.65	9,000.00	3,333.35	63.0
51-70-340 ACCOUNTING & AUDITING	1,666.69	12,647.94	15,600.00	2,952.06	81.1
51-70-347 CREDIT CARD SERVICE FEE	3,197.05	18,990.58	26,000.00	7,009.42	73.0
51-70-360 EDUCATION	462.50	3,549.04	2,000.00	(1,549.04)	177.5
51-70-370 WATER DEPT PROFESSIONAL	15,000.00	71,475.00	35,000.00	(36,475.00)	204.2
51-70-380 WATER SAMPLES	.00	.00	3,500.00	3,500.00	.0
51-70-410 INSURANCE	.00	19,124.52	19,500.00	375.48	98.1
51-70-460 MISCELLANEOUS SERVICES	306.47	1,547.43	2,000.00	452.57	77.4
51-70-480 BAD DEBTS EXPENSE	.00	2,162.19	(300.00)	(2,462.19)	720.7
51-70-481 BAD DEBT - SECONDARY WATER	.00	1.05	.00	(1.05)	.0
51-70-502 HOE UPGRADE	.00	.00	12,000.00	12,000.00	.0
51-70-512 FACILITIES/IMPACT FEE	.00	.00	35,000.00	35,000.00	.0
51-70-560 WATER DEPRECIATION	.00	.00	175,000.00	175,000.00	.0
51-70-569 WATER METER- NEW CONNECTIONS	.00	10,612.92	50,000.00	39,387.08	21.2
51-70-570 WATER METER- REPLACEMENT	25,145.24	67,981.19	200,000.00	132,018.81	34.0
51-70-701 CAPITAL ENGINEERING	.00	10,450.00	50,000.00	39,550.00	20.9
51-70-750 WATER CONSTRUCTION	266,420.32	670,470.38	1,850,000.00	1,179,529.62	36.2
51-70-805 VACTOR TRUCK	.00	100,000.00	235,000.00	135,000.00	42.6

CITY OF TREMONTON
EXPENDITURES WITH COMPARISON TO BUDGET
FOR THE 9 MONTHS ENDING MARCH 31, 2026

WATER UTILITY FUND

	PERIOD ACTUAL	YTD ACTUAL	BUDGET	UNEXPENDED	PCNT
TOTAL WATER DEPARTMENT UTILITY FUND	403,903.78	1,945,947.29	3,984,500.00	2,038,552.71	48.8
<u>SECONDARY WATER</u>					
51-80-100 SALARY	.00	501.84	6,000.00	5,498.16	8.4
51-80-101 OVERTIME WAGES	.00	40.98	1,000.00	959.02	4.1
51-80-130 BENEFITS	.00	58.18	3,000.00	2,941.82	1.9
51-80-170 WATER METER PURCHASES	.00	18,574.28	50,000.00	31,425.72	37.2
51-80-201 SAFETY SUPPLIES	.00	.00	200.00	200.00	.0
51-80-250 SUPPLIES & MAINT.	1,014.24	14,176.88	15,000.00	823.12	94.5
51-80-251 FUEL	.00	373.70	2,000.00	1,626.30	18.7
51-80-270 PUMPING POWER COST	.00	41,617.54	70,000.00	28,382.46	59.5
51-80-320 ENGINEERING	10,728.00	28,015.25	10,000.00	(18,015.25)	280.2
51-80-360 EDUCATION	.00	61.00	.00	(61.00)	.0
51-80-370 OTHER PROFESSIONAL & TECHNICAL	.00	24,328.09	60,000.00	35,671.91	40.6
51-80-460 WATER SHARES	420.00	12,420.00	42,000.00	29,580.00	29.6
51-80-501 EQUIPMENT LESS THAN \$5000	.00	.00	5,000.00	5,000.00	.0
51-80-512 FACILITIES/IMPACT FEE	.00	.00	35,000.00	35,000.00	.0
51-80-560 SECONDARY WATER DEPRECIATION	.00	.00	420,000.00	420,000.00	.0
51-80-750 SECONDARY WATER CONSTRUCTION	191,051.48	320,043.22	1,305,000.00	984,956.78	24.5
51-80-810 BOND PRINCIPAL 2019 SERIES	.00	.00	233,000.00	233,000.00	.0
51-80-811 BOND PRINCIPAL 2021 SERIES	.00	.00	274,000.00	274,000.00	.0
51-80-871 BOND INTEREST 2019 SERIES	.00	29,255.09	58,500.00	29,244.91	50.0
51-80-872 BOND INTEREST 2021 SERIES	.00	37,833.75	75,700.00	37,866.25	50.0
TOTAL SECONDARY WATER	203,213.72	527,299.80	2,665,400.00	2,138,100.20	19.8
<u>ADMIN SERVICE CHARGES</u>					
51-90-905 ADMIN SERVICES CHARGE - WATER	.00	34,500.00	34,500.00	.00	100.0
TOTAL ADMIN SERVICE CHARGES	.00	34,500.00	34,500.00	.00	100.0
TOTAL FUND EXPENDITURES	607,117.50	2,507,747.09	6,684,400.00	4,176,652.91	37.5
NET REVENUE OVER EXPENDITURES	(416,304.55)	359,912.68	.00	(359,912.68)	.0

CITY OF TREMONTON
BALANCE SHEET
MARCH 31, 2026

TREATMENT PLANT FUND

ASSETS

52-11100	CASH FROM COMBINED FUND	8,905,910.71	
52-11103	CASH IN PTIF - WWTP RESERVE	283,848.85	
52-12000	TREATMENT PLANT ACC. REC	198,067.22	
52-15109	CONSTRUCTION IN PROGRESS	183,691.03	
52-15112	BUILDINGS AND STRUCTURES	4,939,156.72	
52-15113	EQUIPMENT	5,550,453.14	
52-15115	IMPROVEMENTS	48,990.00	
52-15116	AUTOS	11,714.00	
52-15200	ACCUMULATED DEP. TREATMENT	(4,644,183.84)	
52-16109	CONSTRUCTION IN PROGRESS	154,936.41	
52-16110	LAND - COMPOST	35,150.00	
52-16112	BUILDINGS AND STRUCTURES	259,497.33	
52-16113	EQUIPMENT - COMPOST	146,622.11	
52-16114	AUTOS - COMPOST	189,895.56	
52-16115	IMPROVEMENTS - COMPOST	248,146.69	
52-16200	ACCUMULATE DEPRECIATION	(602,949.95)	
52-18100	NET PENSION ASSET	3,200.00	
52-19100	DEFERRED OUTFLOWS -PENSION	155,828.00	
	TOTAL ASSETS		16,067,973.98

LIABILITIES AND EQUITY

LIABILITIES

52-22150	VACATION PAYABLE	35,000.00	
52-25800	NET PENSION LIABILITY	117,893.00	
52-25900	DEFERRED INFLOWS - PENSION	8,912.00	
	TOTAL LIABILITIES		161,805.00

FUND EQUITY

52-27250	RESERVE - IMPACT FEE	(894,420.80)	
	UNAPPROPRIATED FUND BALANCE:		
52-29800	FUND BALANCE - BEGINN OF YEAR	16,012,363.61	
	REVENUE OVER EXPENDITURES - YTD	788,226.17	
	BALANCE - CURRENT DATE	16,800,589.78	
	TOTAL FUND EQUITY		15,906,168.98
	TOTAL LIABILITIES AND EQUITY		16,067,973.98

CITY OF TREMONTON
REVENUES WITH COMPARISON TO BUDGET
FOR THE 9 MONTHS ENDING MARCH 31, 2026

TREATMENT PLANT FUND

	PERIOD ACTUAL	YTD ACTUAL	BUDGET	UNEARNED	PCNT
<u>OTHER INCOME</u>					
52-36-599 OTHER INCOME	.00	1,320.00	1,000.00	(320.00)	132.0
52-36-610 INTEREST EARNINGS	29,525.87	267,912.94	250,000.00	(17,912.94)	107.2
TOTAL OTHER INCOME	29,525.87	269,232.94	251,000.00	(18,232.94)	107.3
<u>UTILITY REVENUE</u>					
52-37-711 TREATMENT OVERAGE	62,542.41	485,365.50	500,000.00	14,634.50	97.1
52-37-770 SALES TREATMENT TREMONTON	124,541.89	1,103,364.02	1,400,000.00	296,635.98	78.8
52-37-773 SALE OF COMPOST	785.50	3,103.00	3,000.00	(103.00)	103.4
TOTAL UTILITY REVENUE	187,869.80	1,591,832.52	1,903,000.00	311,167.48	83.7
<u>CONTRIBUTIONS & TRANSFERS</u>					
52-38-897 EXCESS FROM RESERVES	.00	.00	6,958,700.00	6,958,700.00	.0
TOTAL CONTRIBUTIONS & TRANSFERS	.00	.00	6,958,700.00	6,958,700.00	.0
<u>IMPACT FEES</u>					
52-39-725 IMPACT FEES WWTP	21,391.66	232,973.02	180,000.00	(52,973.02)	129.4
TOTAL IMPACT FEES	21,391.66	232,973.02	180,000.00	(52,973.02)	129.4
TOTAL FUND REVENUE	238,787.33	2,094,038.48	9,292,700.00	7,198,661.52	22.5

CITY OF TREMONTON
EXPENDITURES WITH COMPARISON TO BUDGET
FOR THE 9 MONTHS ENDING MARCH 31, 2026

TREATMENT PLANT FUND

	PERIOD ACTUAL	YTD ACTUAL	BUDGET	UNEXPENDED	PCNT
<u>TREATMENT PLANT</u>					
52-72-100 SALARIES	34,758.95	306,718.65	458,000.00	151,281.35	67.0
52-72-101 OVERTIME WAGES	573.90	7,130.49	10,000.00	2,869.51	71.3
52-72-103 MERIT	.00	.00	300.00	300.00	.0
52-72-104 DRUG TEST/PHYSICAL	261.00	356.00	400.00	44.00	89.0
52-72-130 BENEFITS	19,053.94	151,966.76	250,000.00	98,033.24	60.8
52-72-140 HSA CONTRIBUTION	.00	6,000.00	4,800.00	(1,200.00)	125.0
52-72-160 FUEL	.00	411.48	.00	(411.48)	.0
52-72-180 LAB	5,904.84	23,335.15	55,000.00	31,664.85	42.4
52-72-190 UNIFORMS	345.58	4,331.71	3,000.00	(1,331.71)	144.4
52-72-200 TREATMENT PLANT CHLORINE	5,681.25	14,499.65	18,000.00	3,500.35	80.6
52-72-205 POLYMER	9,426.78	9,426.78	.00	(9,426.78)	.0
52-72-210 BOOKS & SUBSCRIPTIONS	153.20	153.20	300.00	146.80	51.1
52-72-220 SAFETY SUPPLIES	.00	15.25	1,000.00	984.75	1.5
52-72-230 TRAVEL	1,753.02	1,895.82	2,000.00	104.18	94.8
52-72-240 OFFICE SUPPLIES & EXPENSES	283.41	1,457.33	2,000.00	542.67	72.9
52-72-241 POSTAGE	897.48	6,378.66	8,500.00	2,121.34	75.0
52-72-250 SUPPLIES & MAINT.	7,613.05	57,299.33	75,000.00	17,700.67	76.4
52-72-260 BUILDING & GROUNDS MAINTENANCE	4,843.35	14,893.71	15,000.00	106.29	99.3
52-72-269 UTILITY - PUB WORKS BUILDING	160.57	1,569.10	2,000.00	430.90	78.5
52-72-270 UTILITIES	8,192.70	101,259.29	90,000.00	(11,259.29)	112.5
52-72-271 GAS - (QUESTAR)	431.90	1,731.03	4,200.00	2,468.97	41.2
52-72-280 TELEPHONE	212.32	1,723.48	2,700.00	976.52	63.8
52-72-281 INTERNET	29.51	244.67	700.00	455.33	35.0
52-72-310 SERVICES DATA PROCESSING	212.44	1,939.57	2,800.00	860.43	69.3
52-72-312 COMPUTER SOFTWARE	23.99	395.92	1,200.00	804.08	33.0
52-72-313 COMPUTER HARDWARE	.00	.00	1,400.00	1,400.00	.0
52-72-320 ENGINEERING	.00	3,676.93	1,000.00	(2,676.93)	367.7
52-72-330 LEGAL	.00	.00	5,000.00	5,000.00	.0
52-72-332 CONTRACT MINUTES/SOCIAL MEDIA	682.34	5,667.70	9,000.00	3,332.30	63.0
52-72-340 ACCOUNTING & AUDITING	1,373.68	6,465.10	7,300.00	834.90	88.6
52-72-347 CREDIT CARD SERVICE FEE	3,847.70	22,597.69	12,000.00	(10,597.69)	188.3
52-72-360 EDUCATION	.00	1,592.33	1,000.00	(592.33)	159.2
52-72-380 TREATMENT SAMPLES	2,960.00	9,744.88	7,000.00	(2,744.88)	139.2
52-72-410 INSURANCE	.00	17,154.67	17,000.00	(154.67)	100.9
52-72-480 BAD DEBTS EXPENSE	.00	3.13	.00	(3.13)	.0
52-72-503 EQUIPMENT LESS THAN \$5000	.00	.00	5,000.00	5,000.00	.0
52-72-512 FACILITIES/IMPACT FEE	.00	.00	65,000.00	65,000.00	.0
52-72-600 TREATMENT PLANT DEPRECIATION	.00	.00	570,000.00	570,000.00	.0
52-72-612 EMERGENCY REPAIR FUND RESERVE	.00	16,326.00	50,000.00	33,674.00	32.7
52-72-701 CAPITAL ENGINEERING	34,302.50	271,654.63	900,000.00	628,345.37	30.2
52-72-713 AEROTOR BASIN	.00	14,524.00	3,400,000.00	3,385,476.00	.4
52-72-714 TREATMENT PLANT CONSTRUCTION	.00	32,344.00	2,900,000.00	2,867,656.00	1.1
TOTAL TREATMENT PLANT	143,979.40	1,116,884.09	8,957,600.00	7,840,715.91	12.5

CITY OF TREMONTON
EXPENDITURES WITH COMPARISON TO BUDGET
FOR THE 9 MONTHS ENDING MARCH 31, 2026

TREATMENT PLANT FUND

	PERIOD ACTUAL	YTD ACTUAL	BUDGET	UNEXPENDED	PCNT
<u>COMPOST OPERATIONS</u>					
52-73-100 SALARIES	819.60	29,020.75	35,000.00	5,979.25	82.9
52-73-101 OVERTIME WAGES	.00	1,804.91	10,000.00	8,195.09	18.1
52-73-103 MERIT	.00	.00	200.00	200.00	.0
52-73-130 BENEFITS	443.80	14,699.39	22,000.00	7,300.61	66.8
52-73-160 FUEL	4,263.01	20,967.02	15,000.00	(5,967.02)	139.8
52-73-180 LAB	.00	125.00	4,000.00	3,875.00	3.1
52-73-190 UNIFORMS	.00	3,222.60	2,000.00	(1,222.60)	161.1
52-73-205 POLYMER	.00	9,507.77	35,000.00	25,492.23	27.2
52-73-210 BOOKS & SUBSCRIPTIONS	.00	.00	100.00	100.00	.0
52-73-220 SUPPLIES SUPPLIES	.00	.00	500.00	500.00	.0
52-73-230 TRAVEL	.00	264.60	500.00	235.40	52.9
52-73-240 OFFICE SUPPLIES & EXPENSES	.00	.00	200.00	200.00	.0
52-73-250 SUPPLIES & MAINT.	2,485.70	35,153.68	45,000.00	9,846.32	78.1
52-73-260 BUILDING & GROUNDS MAINTENANCE	.00	.00	2,000.00	2,000.00	.0
52-73-270 UTILITIES	3,186.04	48,089.40	35,000.00	(13,089.40)	137.4
52-73-360 EDUCATION	500.00	500.00	500.00	.00	100.0
52-73-380 TREATMENT SAMPLES	.00	.00	1,500.00	1,500.00	.0
52-73-460 PLANT SLUDGE REMOVAL	.00	15,973.10	37,000.00	21,026.90	43.2
52-73-503 EQUIPMENT LESS THAN \$5000	.00	.00	5,000.00	5,000.00	.0
52-73-540 SKID LOADER UPGRADE	.00	.00	15,000.00	15,000.00	.0
52-73-600 COMPOST DEPRECIATION	.00	.00	30,000.00	30,000.00	.0
52-73-706 EQUIPMENT GREATER THAN \$5000	.00	.00	10,000.00	10,000.00	.0
52-73-802 FRONT END LOADER LEASE	.00	.00	20,000.00	20,000.00	.0
TOTAL COMPOST OPERATIONS	11,698.15	179,328.22	325,500.00	146,171.78	55.1
<u>ADMIN SERVICE CHARGES</u>					
52-90-905 ADMIN SERVICES CHARGE	.00	9,600.00	9,600.00	.00	100.0
TOTAL ADMIN SERVICE CHARGES	.00	9,600.00	9,600.00	.00	100.0
TOTAL FUND EXPENDITURES	155,677.55	1,305,812.31	9,292,700.00	7,986,887.69	14.1
NET REVENUE OVER EXPENDITURES	83,109.78	788,226.17	.00	(788,226.17)	.0

CITY OF TREMONTON
BALANCE SHEET
MARCH 31, 2026

SEWER FUND

ASSETS

54-11100	CASH FROM COMBINED FUND	530,742.38	
54-12000	SEWER SERVICE ACCTS REC	26,329.93	
54-15009	CONSTRUCTION IN PROGRESS SEWER	6,961.50	
54-16011	BUILDINGS AND STRUCTURES	88,849.00	
54-16012	EQUIPMENT	201,028.80	
54-16014	SEWER LINES	2,624,733.96	
54-16100	ACCUM DEPRECIATION SEWER SYS	(930,679.01)	
54-18100	NET PENSION ASSET	640.00	
54-19100	DEFERRED OUTFLOWS - PENSION	31,003.00	
	TOTAL ASSETS		2,579,609.56

LIABILITIES AND EQUITY

LIABILITIES

54-22200	VACATION PAYABLE	3,000.00	
54-25800	NET PENSION LIABILITY	23,579.00	
54-25900	DEFERRED INFLOWS - PENSION	2,714.00	
	TOTAL LIABILITIES		29,293.00

FUND EQUITY

54-27250	RESERVE FOR IMPACT FEES-SEWER	(1,087,615.62)	
	UNAPPROPRIATED FUND BALANCE:		
54-29800	FUND BALANCE - BEGINN OF YEAR	3,702,663.47	
	REVENUE OVER EXPENDITURES - YTD	(64,731.29)	
	BALANCE - CURRENT DATE	3,637,932.18	
	TOTAL FUND EQUITY		2,550,316.56
	TOTAL LIABILITIES AND EQUITY		2,579,609.56

CITY OF TREMONTON
REVENUES WITH COMPARISON TO BUDGET
FOR THE 9 MONTHS ENDING MARCH 31, 2026

SEWER FUND

	PERIOD ACTUAL	YTD ACTUAL	BUDGET	UNEARNED	PCNT
<u>OTHER REVENUE</u>					
54-36-610 INTEREST EARNING	1,704.31	18,166.81	10,000.00	(8,166.81)	181.7
TOTAL OTHER REVENUE	1,704.31	18,166.81	10,000.00	(8,166.81)	181.7
<u>UTILITY REVENUE</u>					
54-37-721 SEWER CONNECTION	1,460.00	10,660.00	5,500.00	(5,160.00)	193.8
54-37-730 SALES SEWER SERVICE	23,989.81	212,868.46	280,000.00	67,131.54	76.0
TOTAL UTILITY REVENUE	25,449.81	223,528.46	285,500.00	61,971.54	78.3
<u>CONTRIBUTIONS & TRANSFERS</u>					
54-38-897 EXCESS FROM RESERVES	.00	.00	171,650.00	171,650.00	.0
TOTAL CONTRIBUTIONS & TRANSFERS	.00	.00	171,650.00	171,650.00	.0
<u>IMPACT FEES</u>					
54-39-725 SEWER COLLECTION - IMPACT FEE	7,466.20	73,430.59	82,000.00	8,569.41	89.6
TOTAL IMPACT FEES	7,466.20	73,430.59	82,000.00	8,569.41	89.6
TOTAL FUND REVENUE	34,620.32	315,125.86	549,150.00	234,024.14	57.4

CITY OF TREMONTON
EXPENDITURES WITH COMPARISON TO BUDGET
FOR THE 9 MONTHS ENDING MARCH 31, 2026

SEWER FUND

	PERIOD ACTUAL	YTD ACTUAL	BUDGET	UNEXPENDED	PCNT
<u>SEWER DEPARTMENT</u>					
54-71-100 SALARIES	6,476.63	66,680.66	98,000.00	31,319.34	68.0
54-71-101 OVERTIME WAGES	.00	1,221.10	8,300.00	7,078.90	14.7
54-71-103 MERIT	.00	.00	100.00	100.00	.0
54-71-130 BENEFITS	2,977.35	27,887.41	42,000.00	14,112.59	66.4
54-71-190 UNIFORMS	.00	2,868.41	1,600.00	(1,268.41)	179.3
54-71-201 SAFETY SUPPLIES	.00	88.80	1,000.00	911.20	8.9
54-71-230 TRAVEL	328.00	328.00	1,000.00	672.00	32.8
54-71-240 OFFICE SUPPLIES & EXPENSES	161.71	593.10	1,000.00	406.90	59.3
54-71-241 POSTAGE	87.42	763.76	1,000.00	236.24	76.4
54-71-250 SUPPLIES & MAINT.	1,668.25	9,245.19	17,000.00	7,754.81	54.4
54-71-251 FUEL	183.01	2,026.48	5,000.00	2,973.52	40.5
54-71-269 UTILITY - PUB WORKS BUILDING	26.01	249.81	350.00	100.19	71.4
54-71-271 GAS - (QUESTAR)	69.96	280.38	700.00	419.62	40.1
54-71-280 TELEPHONE	.00	65.06	.00	(65.06)	.0
54-71-312 COMPUTER SOFTWARE	1,984.00	1,984.00	.00	(1,984.00)	.0
54-71-320 ENGINEERING	9,028.75	9,088.25	10,000.00	911.75	90.9
54-71-340 ACCOUNTING & AUDITING	245.56	1,053.16	1,200.00	146.84	87.8
54-71-347 CREDIT CARD SERVICE FEE	459.87	2,700.79	2,000.00	(700.79)	135.0
54-71-360 EDUCATION	.00	1,000.00	900.00	(100.00)	111.1
54-71-410 INSURANCE	.00	13,073.80	14,000.00	926.20	93.4
54-71-480 BAD DEBTS EXPENSE	.00	.59	.00	(.59)	.0
54-71-503 EQUIPMENT LESS THAN \$5000	.00	.00	5,000.00	5,000.00	.0
54-71-513 FACILITIES/IMPACT FEE	.00	.00	10,000.00	10,000.00	.0
54-71-560 SEWER DEPRECIATION	.00	.00	70,000.00	70,000.00	.0
54-71-802 VACTOR TRUCK	.00	214,658.40	235,000.00	20,341.60	91.3
TOTAL SEWER DEPARTMENT	23,696.52	355,857.15	525,150.00	169,292.85	67.8
<u>ADMIN SERVICE CHARGES</u>					
54-90-905 ADMIN SERVICES CHARGE	.00	24,000.00	24,000.00	.00	100.0
TOTAL ADMIN SERVICE CHARGES	.00	24,000.00	24,000.00	.00	100.0
TOTAL FUND EXPENDITURES	23,696.52	379,857.15	549,150.00	169,292.85	69.2
NET REVENUE OVER EXPENDITURES	10,923.80	(64,731.29)	.00	64,731.29	.0

CITY OF TREMONTON
BALANCE SHEET
MARCH 31, 2026

STORM DRAIN FUND

ASSETS

55-11100	CASH FROM COMBINED FUND	1,756,135.32	
55-12000	STORM DRAIN ACCTS RECEIVABLE	19,996.76	
55-12102	CONSTRUCTION IN PROGRESS	10,609.50	
55-15001	STORM DRAIN SYSTEM	2,937,914.13	
55-15011	LAND	500,903.23	
55-15013	EQUIPMENT	84,755.50	
55-15100	ACCUMULATED DEP RE - STORM	(1,167,549.50)	
	TOTAL ASSETS		<u><u>4,142,764.94</u></u>

LIABILITIES AND EQUITY

FUND EQUITY

55-27410	RESERVE - IMPACT FEE	462,131.16	
	UNAPPROPRIATED FUND BALANCE:		
55-29800	FUND BALANCE - BEGINN OF YEAR	3,586,389.71	
	REVENUE OVER EXPENDITURES - YTD	<u>94,244.07</u>	
	BALANCE - CURRENT DATE	<u>3,680,633.78</u>	
	TOTAL FUND EQUITY		<u><u>4,142,764.94</u></u>
	TOTAL LIABILITIES AND EQUITY		<u><u>4,142,764.94</u></u>

CITY OF TREMONTON
REVENUES WITH COMPARISON TO BUDGET
FOR THE 9 MONTHS ENDING MARCH 31, 2026

STORM DRAIN FUND

	PERIOD ACTUAL	YTD ACTUAL	BUDGET	UNEARNED	PCNT
<u>OTHER REVENUE</u>					
55-36-610 INTEREST EARNING	5,639.26	52,970.76	64,000.00	11,029.24	82.8
TOTAL OTHER REVENUE	5,639.26	52,970.76	64,000.00	11,029.24	82.8
<u>UTILITY REVENUE</u>					
55-37-716 STORM DRAIN REVENUE	18,027.38	160,108.29	212,000.00	51,891.71	75.5
TOTAL UTILITY REVENUE	18,027.38	160,108.29	212,000.00	51,891.71	75.5
<u>IMPACT FEES</u>					
55-39-725 STORM DRAIN IMPACT FEES	14,282.16	201,567.52	210,000.00	8,432.48	96.0
55-39-897 EXCESS FROM RESERVES	.00	.00	59,000.00	59,000.00	.0
TOTAL IMPACT FEES	14,282.16	201,567.52	269,000.00	67,432.48	74.9
TOTAL FUND REVENUE	37,948.80	414,646.57	545,000.00	130,353.43	76.1

CITY OF TREMONTON
EXPENDITURES WITH COMPARISON TO BUDGET
FOR THE 9 MONTHS ENDING MARCH 31, 2026

STORM DRAIN FUND

	PERIOD ACTUAL	YTD ACTUAL	BUDGET	UNEXPENDED	PCNT
<u>STORM DRAIN UTILITY FUND</u>					
55-40-100 SALARIES	1,692.23	17,983.04	86,000.00	68,016.96	20.9
55-40-101 OVERTIME WAGES	.00	15.53	2,000.00	1,984.47	.8
55-40-103 MERIT	.00	.00	200.00	200.00	.0
55-40-130 BENEFITS	948.53	8,128.50	52,000.00	43,871.50	15.6
55-40-201 SAFETY SUPPLIES	.00	59.20	200.00	140.80	29.6
55-40-241 POSTAGE	110.87	968.61	1,000.00	31.39	96.9
55-40-250 SUPPLIES & MAINTENAN	544.76	891.08	5,500.00	4,608.92	16.2
55-40-251 FUEL	.00	886.03	1,200.00	313.97	73.8
55-40-269 UTILITY - PUB WORKS BUILDING	32.79	315.40	450.00	134.60	70.1
55-40-271 GAS - (QUESTAR)	88.21	353.52	900.00	546.48	39.3
55-40-320 ENGINEERING	2,961.00	3,141.00	10,000.00	6,859.00	31.4
55-40-323 CONTRACT LABOR - MOWING	.00	10,365.30	17,000.00	6,634.70	61.0
55-40-330 LEGAL	.00	.00	2,000.00	2,000.00	.0
55-40-340 ACCOUNTING & AUDITING	193.25	1,218.55	1,550.00	331.45	78.6
55-40-347 CREDIT CARD SERVICE FEE	513.39	3,015.17	2,500.00	(515.17)	120.6
55-40-370 STORM DRAIN PROFESSIONAL	.00	61.00	.00	(61.00)	.0
55-40-410 INSURANCE	.00	510.03	700.00	189.97	72.9
55-40-462 WATER SHARES	.00	.00	600.00	600.00	.0
55-40-480 BAD DEBTS EXPENSE	.00	.73	.00	(.73)	.0
55-40-500 EQUIPMENT LESS THAN \$5000	.00	.00	5,000.00	5,000.00	.0
55-40-502 FACILITIES/IMPACT STUDY	.00	.00	30,000.00	30,000.00	.0
55-40-560 STORM DRAIN DEPRECIATION	.00	.00	68,000.00	68,000.00	.0
55-40-750 STORM DRAIN CONSTRUCTION	.00	34,664.81	.00	(34,664.81)	.0
55-40-801 VACTOR TRUCK	.00	214,625.00	235,000.00	20,375.00	91.3
TOTAL STORM DRAIN UTILITY FUND	7,085.03	297,202.50	521,800.00	224,597.50	57.0
<u>ADMIN SERVICE CHARGES</u>					
55-90-905 ADMIN SERVICES CHARGE	.00	23,200.00	23,200.00	.00	100.0
TOTAL ADMIN SERVICE CHARGES	.00	23,200.00	23,200.00	.00	100.0
TOTAL FUND EXPENDITURES	7,085.03	320,402.50	545,000.00	224,597.50	58.8
NET REVENUE OVER EXPENDITURES	30,863.77	94,244.07	.00	(94,244.07)	.0

CITY OF TREMONTON
 BALANCE SHEET
 MARCH 31, 2026

SOLID WASTE FUND

ASSETS

57-11100	CASH FROM COMBINED FUND	219,018.60	
57-12000	SOLID WASTE ACCTS RECEIVABLE	71,015.37	
57-12100	ACCTS RECEIVABLE RECYCLE	18,188.50	
	TOTAL ASSETS		308,222.47

LIABILITIES AND EQUITY

FUND EQUITY

	UNAPPROPRIATED FUND BALANCE:		
57-29800	FUND BALANCE - BEGINN OF YEAR	133,665.55	
	REVENUE OVER EXPENDITURES - YTD	174,556.92	
	BALANCE - CURRENT DATE		308,222.47
	TOTAL FUND EQUITY		308,222.47
	TOTAL LIABILITIES AND EQUITY		308,222.47

CITY OF TREMONTON
REVENUES WITH COMPARISON TO BUDGET
FOR THE 9 MONTHS ENDING MARCH 31, 2026

SOLID WASTE FUND

	PERIOD ACTUAL	YTD ACTUAL	BUDGET	UNEARNED	PCNT
<u>OTHER REVENUE</u>					
57-36-610 INTEREST EARNINGS	703.31	5,206.39	4,000.00	(1,206.39)	130.2
TOTAL OTHER REVENUE	703.31	5,206.39	4,000.00	(1,206.39)	130.2
<u>CHARGES FOR SERVICE</u>					
57-37-710 SOLID WASTE COLLECTION CHARGES	61,609.79	544,173.62	710,000.00	165,826.38	76.6
57-37-750 RECYCLING COLLECTION CHARGES	15,790.05	146,560.47	215,000.00	68,439.53	68.2
57-37-800 SOLID WASTE CAN PURCHASE FEE	3,100.00	24,150.00	16,500.00	(7,650.00)	146.4
TOTAL CHARGES FOR SERVICE	80,499.84	714,884.09	941,500.00	226,615.91	75.9
<u>CONTRIBUTIONS & TRANSFERS</u>					
57-38-897 EXCESS FROM RESERVES	.00	.00	(33,300.00)	(33,300.00)	.0
TOTAL CONTRIBUTIONS & TRANSFERS	.00	.00	(33,300.00)	(33,300.00)	.0
TOTAL FUND REVENUE	81,203.15	720,090.48	912,200.00	192,109.52	78.9

CITY OF TREMONTON
EXPENDITURES WITH COMPARISON TO BUDGET
FOR THE 9 MONTHS ENDING MARCH 31, 2026

SOLID WASTE FUND

	PERIOD ACTUAL	YTD ACTUAL	BUDGET		UNEXPENDED	PCNT
<u>SOLID WASTE FUND</u>						
57-40-241 POSTAGE	171.41	1,509.01	1,500.00	(9.01)	100.6
57-40-250 SUPPLIES & MAINT.	.00	89.53	.00	(89.53)	.0
57-40-347 CREDIT CARD SERVICE FEE	643.78	3,781.00	4,000.00		219.00	94.5
57-40-480 BAD DEBT EXPENSE - SOLID WASTE	.00	3.29	.00	(3.29)	.0
57-40-490 BAD DEBTS EXPENSE - RECYCLING	.00	.02	.00	(.02)	.0
57-40-600 SOLID WASTE COLLECTION CONTRAC	52,213.43	411,497.57	660,000.00		248,502.43	62.4
57-40-605 RECYCLING COLLECTION CONTRACT	16,869.26	126,953.14	215,000.00		88,046.86	59.1
57-40-610 SOLID WASTE CANS	.00	.00	30,000.00		30,000.00	.0
TOTAL SOLID WASTE FUND	69,897.88	543,833.56	910,500.00		366,666.44	59.7
<u>ADMIN SERVICE CHARGES</u>						
57-90-905 ADMIN SERVICES CHARGE	.00	1,700.00	1,700.00		.00	100.0
TOTAL ADMIN SERVICE CHARGES	.00	1,700.00	1,700.00		.00	100.0
TOTAL FUND EXPENDITURES	69,897.88	545,533.56	912,200.00		366,666.44	59.8
NET REVENUE OVER EXPENDITURES	11,305.27	174,556.92	.00	(174,556.92)	.0

CITY OF TREMONTON
BALANCE SHEET
MARCH 31, 2026

RDA DIST #2 FUND - DOWNTOWN

ASSETS

71-11100	CASH FROM COMBINED FUND	1,740,750.28	
71-13181	PROPERTY TAX RECEIVABLE	600,000.00	
	TOTAL ASSETS		2,340,750.28

LIABILITIES AND EQUITY

LIABILITIES

71-21151	DEFERRED REVENUE - GASB 34	600,000.00	
	TOTAL LIABILITIES		600,000.00

FUND EQUITY

UNAPPROPRIATED FUND BALANCE:			
71-29800	FUND BALANCE - BEGINN OF YEAR	1,883,682.48	
	REVENUE OVER EXPENDITURES - YTD	(142,932.20)	
	BALANCE - CURRENT DATE	1,740,750.28	
	TOTAL FUND EQUITY		1,740,750.28
	TOTAL LIABILITIES AND EQUITY		2,340,750.28

CITY OF TREMONTON
REVENUES WITH COMPARISON TO BUDGET
FOR THE 9 MONTHS ENDING MARCH 31, 2026

RDA DIST #2 FUND - DOWNTOWN

	PERIOD ACTUAL	YTD ACTUAL	BUDGET	UNEARNED	PCNT	
<u>TAXES</u>						
71-31-111	PROPERTY TAX REDEVELOPMENT	.00	.00	600,000.00	600,000.00	.0
	TOTAL TAXES	.00	.00	600,000.00	600,000.00	.0
<u>OTHER INCOME</u>						
71-36-610	INTEREST INCOME	5,589.86	56,340.43	55,000.00	(1,340.43)	102.4
	TOTAL OTHER INCOME	5,589.86	56,340.43	55,000.00	(1,340.43)	102.4
<u>CONTRIBUTIONS & TRANSFERS</u>						
71-38-897	EXCESS FROM RESERVES	.00	.00	118,880.00	118,880.00	.0
	TOTAL CONTRIBUTIONS & TRANSFERS	.00	.00	118,880.00	118,880.00	.0
	TOTAL FUND REVENUE	5,589.86	56,340.43	773,880.00	717,539.57	7.3

CITY OF TREMONTON
EXPENDITURES WITH COMPARISON TO BUDGET
FOR THE 9 MONTHS ENDING MARCH 31, 2026

RDA DIST #2 FUND - DOWNTOWN

	PERIOD ACTUAL	YTD ACTUAL	BUDGET	UNEXPENDED	PCNT
<u>REDEVELOPMENT #2</u>					
71-81-622 PUBLIC REALM ENHANCEMENTS	.00	900.00	.00	(900.00)	.0
71-81-623 WAY FINDING SIGNAGE	.00	24,492.63	.00	(24,492.63)	.0
71-81-625 TRE CENTER - PRI IMPROVE REIMB	.00	.00	600,000.00	600,000.00	.0
71-81-801 TRANSFER TO FUND 26 - PARKS	.00	173,880.00	173,880.00	.00	100.0
TOTAL REDEVELOPMENT #2	.00	199,272.63	773,880.00	574,607.37	25.8
TOTAL FUND EXPENDITURES	.00	199,272.63	773,880.00	574,607.37	25.8
NET REVENUE OVER EXPENDITURES	5,589.86	(142,932.20)	.00	142,932.20	.0

CITY OF TREMONTON
 BALANCE SHEET
 MARCH 31, 2026

RDA DIST #3 FUND - INDUST PARK

ASSETS

72-11100	CASH FROM COMBINED FUND		44,014.03	
	TOTAL ASSETS			44,014.03

LIABILITIES AND EQUITY

FUND EQUITY

UNAPPROPRIATED FUND BALANCE:				
72-29800	FUND BALANCE - BEGINN OF YEAR	42,965.39		
	REVENUE OVER EXPENDITURES - YTD	1,048.64		
	BALANCE - CURRENT DATE		44,014.03	
	TOTAL FUND EQUITY			44,014.03
	TOTAL LIABILITIES AND EQUITY			44,014.03

CITY OF TREMONTON
REVENUES WITH COMPARISON TO BUDGET
FOR THE 9 MONTHS ENDING MARCH 31, 2026

RDA DIST #3 FUND - INDUST PARK

	PERIOD ACTUAL	YTD ACTUAL	BUDGET	UNEARNED	PCNT
<u>OTHER INCOME</u>					
72-36-610 INTEREST INCOME	.00	1,048.64	.00	(1,048.64)	.0
TOTAL OTHER INCOME	.00	1,048.64	.00	(1,048.64)	.0
TOTAL FUND REVENUE	.00	1,048.64	.00	(1,048.64)	.0
NET REVENUE OVER EXPENDITURES	.00	1,048.64	.00	(1,048.64)	.0

CITY OF TREMONTON
 BALANCE SHEET
 MARCH 31, 2026

RDA DIST #3 - WEST LIBERTY

ASSETS

73-11100	CASH FROM COMBINED FUND		2,002,056.40	
	TOTAL ASSETS			2,002,056.40

LIABILITIES AND EQUITY

FUND EQUITY

73-27100	RESTRICTED LOW INCOME HOUSING		745,984.34	
	UNAPPROPRIATED FUND BALANCE:			
73-29800	FUND BALANCE - BEGINN OF YEAR	1,587,001.60		
	REVENUE OVER EXPENDITURES - YTD	(330,929.54)		
	BALANCE - CURRENT DATE		1,256,072.06	
	TOTAL FUND EQUITY			2,002,056.40
	TOTAL LIABILITIES AND EQUITY			2,002,056.40

CITY OF TREMONTON
REVENUES WITH COMPARISON TO BUDGET
FOR THE 9 MONTHS ENDING MARCH 31, 2026

RDA DIST #3 - WEST LIBERTY

	PERIOD ACTUAL	YTD ACTUAL	BUDGET	UNEARNED	PCNT
<u>OTHER INCOME</u>					
73-36-610 INTEREST EARNING	6,428.96	69,070.46	92,000.00	22,929.54	75.1
73-36-890 FUND BALANCE TO BE APPROPRIATE	.00	.00	818,000.00	818,000.00	.0
TOTAL OTHER INCOME	6,428.96	69,070.46	910,000.00	840,929.54	7.6
TOTAL FUND REVENUE	6,428.96	69,070.46	910,000.00	840,929.54	7.6

CITY OF TREMONTON
EXPENDITURES WITH COMPARISON TO BUDGET
FOR THE 9 MONTHS ENDING MARCH 31, 2026

RDA DIST #3 - WEST LIBERTY

	PERIOD ACTUAL	YTD ACTUAL	BUDGET	UNEXPENDED	PCNT
<u>W.LIB FOODS/HOUSING PLAN IMPRO</u>					
73-84-500 CITY'S SHARE OF NEIGHB IMPROVE	.00	.00	100,000.00	100,000.00	.0
73-84-715 MODERATE INCOME HOUSING PROGRA	.00	400,000.00	800,000.00	400,000.00	50.0
73-84-720 ADU IMPACT FEE WAIVERS	.00	.00	10,000.00	10,000.00	.0
TOTAL W.LIB FOODS/HOUSING PLAN IMPRO	.00	400,000.00	910,000.00	510,000.00	44.0
TOTAL FUND EXPENDITURES	.00	400,000.00	910,000.00	510,000.00	44.0
NET REVENUE OVER EXPENDITURES	6,428.96	(330,929.54)	.00	330,929.54	.0

CITY OF TREMONTON
BALANCE SHEET
MARCH 31, 2026

GENERAL FIXED ASSETS

<u>ASSETS</u>			
80-16100	LAND		2,588,729.37
80-16200	BUILDINGS		2,198,618.17
80-16300	IMPROVEMENTS TO BUILDINGS		4,068,663.35
80-16500	VEHICLES		4,586,687.50
80-16700	MACHINERY & EQUIPMENT		2,412,687.96
80-16702	INFRASTRUCTURE		16,432,585.50
80-16703	CONSTRUCTION IN PROGRESS		272,531.88
80-18000	ACCUMULATED DEPRECIATION	(15,780,221.55)
	TOTAL ASSETS		16,780,282.18
<u>LIABILITIES AND EQUITY</u>			
<u>FUND EQUITY</u>			
80-27705	INVESTMENT IN GEN FIXED ASSETS		6,122,255.33
UNAPPROPRIATED FUND BALANCE:			
80-29800	FUND BALANCE - BEGINN OF YEAR	<u>10,658,026.85</u>	
	BALANCE - CURRENT DATE		<u>10,658,026.85</u>
	TOTAL FUND EQUITY		16,780,282.18
	TOTAL LIABILITIES AND EQUITY		16,780,282.18

CITY OF TREMONTON
 BALANCE SHEET
 MARCH 31, 2026

LONG TERM DEBTS

ASSETS

90-18100	NET PENSION ASSET	24,789.00	
90-19100	DEFERRED OUTFLOWS - PENSION	929,838.00	
	TOTAL ASSETS		954,627.00

LIABILITIES AND EQUITY

LIABILITIES

90-20000	OBLIGATION FOR PAID LEAVE	338,000.00	
90-25900	NET PENSION LIABILITY	910,423.00	
	TOTAL LIABILITIES		1,248,423.00

FUND EQUITY

90-27100	DEFERRED INFLOWS - PENSION	42,621.00	
	UNAPPROPRIATED FUND BALANCE:		
90-29800	FUND BALANCE - BEGINN OF YEAR	(336,417.00)	
	BALANCE - CURRENT DATE	(336,417.00)	
	TOTAL FUND EQUITY		(293,796.00)
	TOTAL LIABILITIES AND EQUITY		954,627.00

Report Criteria:
 Report type: Summary

Ch Issue Date	Check #	Vendor#	Payee	Amount	Description	Items
03/05/2026	148290	1067	AQUA ENGINEERING, INC.	34,302.50	WWTP: AERATION & SECONDARY CLARIFICATI	1
03/05/2026	148291	9838	ARCHIBALD PETROLEUM PRODUCTS	1,481.14	COMPOST: OIL/FUEL	1
03/05/2026	148292	15807	BASIN UPFITTING	28,193.19	STREETS: DUMP BED, SANDER SPREADER, A	1
03/05/2026	148293	15220	BEACON CODE CONSULTING	15,617.20	CONTRACT INSPECTIONS	1
03/05/2026	148294	15736	BEECHER, ANDREW	578.58	WATER: REIMBURSEMENT FOR TRAVEL, AIRB	1
03/05/2026	148295	15638	BLACK THORN MEDIA LLC	600.00	DIGITAL CONTENT CREATOR SERVICES	3
03/05/2026	148296	12674	BLOMQUIST HALE CONSULTING GRP.	1,278.00	EMPLOYEE ASSISTANCE - FEBRUARY 2026	40
03/05/2026	148297	1105	BLUE STAKES OF UTAH 811	133.77	FEES FOR EMAIL, & TEXT NOTIFICATIONS	1
03/05/2026	148298	15370	BOURNE, ALEX	117.00	POLICE-REIMBURSEMENT FOR TRAVEL TO TR	1
03/05/2026	148299	10498	BOX ELDER SCHOOL DISTRICT	1,250.00	REC: BRMS BUILDING RENTAL, JR JAZZ	2
03/05/2026	148300	15579	BR LIVE	1,447.00	MINUTES FOR MEETINGS IN FEBRUARY INCL	3
03/05/2026	148301	14667	BROUGH RANCH BEEF LLC	1,200.00	SENIOR CENTER GROUND BEEF	2
03/05/2026	148302	14742	C & J WELDING & REPAIR	87.23	PARKS: TUBING,CUTTING	2
03/05/2026	148303	750	CHEMTECH-FORD LABORATORIES	1,783.00	WWTP: ANALYZE SAMPLES	1
03/05/2026	148304	682	CORE & MAIN LP	14,959.15	PUBLIC WORKS: HOOK, WRENCH	3
03/05/2026	148305	10397	CURTIS ROBERTS CPA	9,155.00	CONSULTING, JOURNAL ENTRY PREPARATION	8
03/05/2026	148306	12804	DAINES & JENKINS, LLP	4,576.50	CIVIL LEGAL WORK - FEBRUARY 2026	2
03/05/2026	148307	15388	DATAWORKS PLUS, LLC	959.00	POLICE: ANNUAL FEE	1
03/05/2026	148308	15897	ELLIS, NICOLE	35.00	REC: YOUTH SOCCER REFUND	1
03/05/2026	148309	5232	EMI HEALTH	6,679.30	DENTAL - MAR 2026	1
03/05/2026	148310	5056	FEDEX	16.30	WWTP: SHIPPING	1
03/05/2026	148311	13624	FIDELITY SECURITY LIFE INSURANCE/EYEM	474.54	VISION-MARCH 2026	1
03/05/2026	148312	910	GOLDEN SPIKE ELECTRIC	441.22	SEC WATER: ELECTRICAL PUMP STATION SA#	1
03/05/2026	148313	15331	GOLIGHTLY, KELLEN	742.85	PARKS: REIMBURSEMENT FOR TRAVEL TO UR	1
03/05/2026	148314	15898	GRAHAM, JANELLE	35.00	REC: YOUTH SOCCER REFUND	1
03/05/2026	148315	114	GREER'S HARDWARE	237.62	STREETS: HANGERS, PLYWOOD	3
03/05/2026	148316	753	HACH COMPANY	799.00	WWTP: TKN, PHOSPHORUS, AMMONIA	1
03/05/2026	148317	9259	HAYMAN, CHAD	72.00	POLICE: REIMBURSEMENT FOR TRAVEL TO T	1
03/05/2026	148319	13302	HONEY BUCKET	125.35	TOILET FOR COMPOST FACILITY	1
03/05/2026	148320	221	INTERMOUNTAIN FARMERS ASSN.	431.93	PARKS: UNIFORM, BOOTS	4
03/05/2026	148321	13133	INTERMOUNTAIN TRAFFIC SAFETY, INC.	773.02	STREETS: 36X40 SIGNS	2
03/05/2026	148322	386	JONES & ASSOCIATES	48,305.00	CITY MAPS UPDATES	27
03/05/2026	148323	242	KENT'S MARKET	74.23	FIRE: STATION SUPPLIES	1
03/05/2026	148324	12787	KIXX FITNESS, LLC.	871.20	TC PARAMEDICS GYM MEMBERSHIP	4
03/05/2026	148325	15600	L3 HARRIS - PSPC	420.00	POLICE: ANTENNA	1
03/05/2026	148326	12490	LEFEVRE, ZACHARY	202.00	PARKS: REIMBURSEMENT FOR TRAVEL TO UR	1
03/05/2026	148327	12423	LES OLSON COMPANY	479.99	PERSONAL COPIES	6
03/05/2026	148328	13118	LIFE-ASSIST, INC.	1,082.27	FIRE: MEDICAL SUPPLIES	2
03/05/2026	148329	15899	LYNGSOE SYSTEMS	3,366.00	LIBRARY: RFID SOFTWARE AND SERVICE AGR	1
03/05/2026	148330	14940	MIDWEST TAPE, LLC	626.78	LIBRARY: HOOPLA-FEBRUARY 2026	1
03/05/2026	148331	984	MIKE NORR PLUMBING, INC	3,024.07	WWTP: CHANGE WATER HEATER	1
03/05/2026	148332	11284	MJG	400.00	SIGNAL INSPECTION	1
03/05/2026	148333	11423	NATIONAL BENEFIT SERVICES, LLC	1,051.91	FLEX SPENDING DEDUCTS 2/27/2026	1
03/05/2026	148334	10913	OLIVER PACKAGING & EQUIPMENT	3,392.72	SENIOR CENTER: MEAL TRAYS	2
03/05/2026	148335	8405	OYLER, BROOKE	742.85	REC: REIMBURSEMENT FOR TRAVEL TO URPA	1
03/05/2026	148336	10973	PROTELESIS	1,409.80	PROCLOUD ELEVATE FEBRUARY 2026	16
03/05/2026	148337	15252	QA BALANCE SERVICES INC.	645.00	WWTP: YEARLY SERVICE LAB	1
03/05/2026	148338	321	ROCKY MOUNTAIN POWER	30,073.87	WATER DEPARTMENT	22
03/05/2026	148339	15050	RON KELLER TIRE, INC.	35.98	STREETS: SHOP SUPPLIES/REPAIRS	1
03/05/2026	148340	14602	SMITH & EDWARDS	94.90	WWTP: UNIFORM, PANTS	1
03/05/2026	148341	14927	STANDARD INSURANCE COMPANY	3,348.14	LTD-MARCH 2026	2
03/05/2026	148342	13317	STERICYCLE, INC.	111.79	POLICE- SHRED SERVICE	1
03/05/2026	148343	13588	SUMMIT, KIRSTI	202.00	REC: REIMBURSEMENT FOR TRAVEL TO URPA	1
03/05/2026	148345	15283	TACTICAL FIRE COMPANY	2,580.68	FIRE: FIRE HOSE	1

Ch Issue Date	Check #	Vendor#	Payee	Amount	Description	Items
03/05/2026	148346	15900	TINY MOBILE ROBOTS US LLC	30,000.00	PARKS: ATHLETIC FIELD PAINTING	1
03/05/2026	148347	11882	TOP LUBE EXPRESS	137.69	STREETS: T52 OIL CHANGE, AIR FILTER	1
03/05/2026	148348	8334	TREMONTON ACE HARDWARE	25.36	STREETS: LYSOL WIPES	1
03/05/2026	148349	15879	TURNTABLE EVENTS,LLC	200.00	SENIOR CENTER-DJ FOR VALENTINES	1
03/05/2026	148350	9991	TWIN CITY DISTRIBUTING	368.00	SENIOR CENTER MILK	6
03/05/2026	148351	971	UTAH STATE TREASURER	4,204.02	\$8 SC - FEBRUARY 2026	4
03/05/2026	148352	15450	UTAH STATE UNIVERSITY	500.00	2026 UTAH WELLBEING PROJECT	1
03/05/2026	148353	702	UTOPIA	1,106.00	Air Sensors	19
03/05/2026	148354	12119	VEHICLE LIGHTING SOLUTIONS INC	37,606.24	POLICE: 2025 FORD UTILITY PATROL PACKAG	2
03/05/2026	148355	668	WHIRLWAY SEPTIC TANK	2,400.00	WWTP: GREASE CLEAN UP	1
03/05/2026	148356	248	WILLIE AUTO PARTS & SUPPLY INC	1,118.62	FIRE: ABSORBENT	4
03/05/2026	148357	15651	WIMBER, CHAIYA	742.85	EVENTS: REIMBURSEMENT FOR TRAVEL TO U	1
03/05/2026	148358	12187	ZIONS BANK	34,976.82	ATTN: CARL MATHIS UTOPIA	1
03/05/2026	148359	11746	HENRY SCHEIN INC	260.58	FIRE: MEDICAL SUPPLIES	2
03/12/2026	148360	15848	CLEARY BUILDING CORP	9,013.00	POLICE: CLEARY BUILDING	1
03/19/2026	148374	15840	AIRGAS USA, LLC	49.27	CARBON DIOXIDE REFILL-SODA FOUNTAIN MA	3
03/19/2026	148375	15901	AIRX HENDERSON OXYGEN LLC	337.50	FIRE: OXYGEN DELIVERY	1
03/19/2026	148376	15902	ALLEN, MCKENZIE	475.00	COURT: BAIL REFUND #255000015	1
03/19/2026	148377	14881	AMAZON CAPITAL SERVICES	1,372.26	Promotions & Discounts	95
03/19/2026	148378	5827	AMERICAN WATER WORKS ASSOCIATION	443.00	WATER: MEMBERSHIP DUES	1
03/19/2026	148379	15866	ANDERSEN LANGUAGE SERVICES, INC.	110.00	COURT: SPANISH INTERPRETATION ON 3/2/26	1
03/19/2026	148380	15639	ARRAYSCAPE GAMING	2,000.00	LIBRARY: MINECRAFT SUBSCRIPTION	1
03/19/2026	148381	43	BARFUSS GARAGE, INC	553.65	WATER: 2013 DODGE RAM WATER PUMP	1
03/19/2026	148382	10549	BEAZER LOCK & KEY, INC.	175.00	OFFICE: SERVICE CALL TO FIX DOOR	1
03/19/2026	148383	15736	BEECHER, ANDREW	664.30	WATER: REIMBURSEMENT FOR TRAVEL to RU	1
03/19/2026	148384	15904	BERGMAN, KASON & SAGE	18.30	DEPOSIT REFUND	1
03/19/2026	148385	12469	BLUE CREEK COMMUNICATIONS	150.00	FIRE: RADIO FIRMWARE UPDATE	1
03/19/2026	148386	15903	BRAEGGER & SONS CONSTRUCTION	138,841.65	SECONDARY WATER: WATERLINE REPLACEM	2
03/19/2026	148387	10893	BRAG AREA CLERKS & RECORDERS ASSO	85.00	RECORDER: 2026 ANNUAL MEMBERSHIP REN	1
03/19/2026	148388	15527	BRINKERHOFF, LINDA	226.16	REIMBURSEMENT FOR CHILDREN'S ACTIVITIE	2
03/19/2026	148389	750	CHEMTECH-FORD LABORATORIES	378.00	WWTP: ANALYZE SAMPLES	1
03/19/2026	148390	15848	CLEARY BUILDING CORP	12,172.00	POLICE-POLICE BUILDING	1
03/19/2026	148391	15536	CLUFF, MICHELLE	61.00	POLICE: REIMBURSEMENT FOR TRAVEL TO C	1
03/19/2026	148392	15683	CONNELLY, HEATHER	202.00	SENIOR CENTER: REIMBURSEMENT FOR TRA	1
03/19/2026	148393	10841	CORBETT, ALLEN	748.30	WWTP: REIMBURSEMENT FOR TRAVEL TO RU	1
03/19/2026	148394	15110	CORDOVA, DUSTIN	230.00	POLICE: REIMBURSEMENT FOR TRAVEL TO C	1
03/19/2026	148395	682	CORE & MAIN LP	5,201.71	WATER: 6 SS METER, GASKETS	1
03/19/2026	148396	15637	COVER UP	2,113.50	FIRE: UNIFORMS	2
03/19/2026	148397	122	CRUMP REESE MOTOR COMPANY	380.44	POLICE: T61 2019 CHEVY REPAIR	1
03/19/2026	148398	15163	DEX IMAGING	237.47	PARKS & REC - COPIES	6
03/19/2026	148399	279	ECONO WASTE, INC.	69,324.14	DELIVERIES, EXCHANGES AND PICKUPS-FEB	12
03/19/2026	148401	5056	FEDEX	153.76	WWTP-POSTAGE	2
03/19/2026	148402	12391	FIRST DISTRICT COURT	500.00	COURT: CASE TRANSFERRED TO DISTRICT C	1
03/19/2026	148403	15905	FREEMAN, JESSICA	26.72	DEPOSIT REFUND	1
03/19/2026	148404	13216	GAILEY, SKYLER	230.00	POLICE: REIMBURSEMENT FOR TRAVEL TO C	1
03/19/2026	148405	15692	GCS BILLINGS	5,600.11	AMBULANCE BILLINGS-FEBRUARY 2026	1
03/19/2026	148406	910	GOLDEN SPIKE ELECTRIC	72,662.30	WATER: INSTALL VFDS AT PUMP HOUSE	1
03/19/2026	148408	15906	GOLIGHTLY, KAYLOR	632.58	PAYROLL 2/27	1
03/19/2026	148409	114	GREER'S HARDWARE	369.20	FIRE: CLEANING SUPPLIES	6
03/19/2026	148410	192	GROVER EXCAVATION, INC.	1,330.88	STREETS: ROADBASE	1
03/19/2026	148411	15890	GUNDERBUILT, LLC	12,804.64	MITIGATION FOR ROOF REPAIR	1
03/19/2026	148412	14941	HASSARD, JADEN	202.00	POLICE: REIMBURSEMENT FOR TRAVEL TO C	1
03/19/2026	148413	11746	HENRY SCHEIN INC	38.28	FIRE: MEDICAL SUPPLIES	1
03/19/2026	148415	10245	IAPE	65.00	POLICE: ANNUAL MEMBERSHIP	1
03/19/2026	148416	108	IDEXX DISTRIBUTION, INC	2,799.82	WWTP: LAB SUPPLIES	1
03/19/2026	148417	221	INTERMOUNTAIN FARMERS ASSN.	136.46	STREETS: UNIFORM, PANTS	2
03/19/2026	148418	9672	IWORQ SYSTEMS INC.	5,953.33	PUBLIC WORKS: SEWER	3

Ch Issue Date	Check #	Vendor#	Payee	Amount	Description	Items
03/19/2026	148419	15155	JORGENSEN, NATALIE	61.00	POLICE-REIMBURSEMENT FOR TRAVEL TO CH	1
03/19/2026	148420	242	KENT'S MARKET	1,770.63	FOOD PANTRY: FOOD AND SUPPLIES	5
03/19/2026	148421	14658	LANDMARK DESIGN	9,072.50	TREMONTON PARKS, TRAILS AND OPEN SPAC	2
03/19/2026	148422	15864	LANGUAGE LINE SERVICES, INC.	22.40	PHONE, ONSITE AND VIDEO INTERPRETATION	1
03/19/2026	148423	12247	LEGAL SHIELD	125.70	MONTHLY CONTRIBUTION - MARCH 2026	1
03/19/2026	148424	12423	LES OLSON COMPANY	8,760.80	Treatment Plant	38
03/19/2026	148425	15458	LIBRARICA LLC	723.20	LIBRARY: SUPPORT/UPDATES CASSIE, SPOT	1
03/19/2026	148426	11231	LOGAN EXTERMINATION SERVICE	50.00	FIRE: PEST CONTROL	1
03/19/2026	148427	15629	MACKLEY, CARL	165.39	WATER: REIMBURSEMENT FOR MEETING REF	2
03/19/2026	148428	5040	MICROMARKETING, LLC	613.11	LIBRARY: 8 JF BOOKS	2
03/19/2026	148429	15856	MORICONI, INA	2,759.00	FIRE: REIMBURSEMENT FOR PARAMEDIC TUI	1
03/19/2026	148430	11312	MOUNTAIN STATES CONTRACTING	1,000.00	TRACK INSPECTION - FEBRUARY 2026	1
03/19/2026	148431	11423	NATIONAL BENEFIT SERVICES, LLC	1,079.91	FLEX SPENDING DEDUCTS 3/13/2026	1
03/19/2026	148432	15908	NICHOLS, HEATHER	23.62	DEPOSIT REFUND	1
03/19/2026	148433	15909	OASIS HOME BUILDERS	2,150.00	REFUND FOR SECONDARY CONNECTION FEE	1
03/19/2026	148434	15910	PEPIO, VENCIO & ALEXYS	32.70	DEPOSIT REFUND	1
03/19/2026	148435	9920	POLYDYNE, INC.	9,426.78	WWTP: CLARIFLOC WE-762	1
03/19/2026	148436	15239	PROFESSIONAL SALES AND SERVICE, L.C.	285,655.00	FIRE: 2026 FORD AMBULANCE VIN (3164)	1
03/19/2026	148437	15169	ROSALES, ARTURO	206.00	SEWER: REIMBURSEMENT FOR TRAVEL TO R	1
03/19/2026	148438	15358	RUPP WASTE CONTAINERS	754.55	HAUL FEE, 2/23/26	2
03/19/2026	148439	14669	SECURLYFT	1,287.52	FIRE - MONTHLY SUBSCRIPTION, FEBRUARY 2	1
03/20/2026	148440	11168	SKAGGS COMPANIES, INC	.00	V POLICE: CLASS A HATS	1
03/20/2026	148441	14602	SMITH & EDWARDS	.00	V WATER: UNIFORMS, BOOTS, PANTS	1
03/20/2026	148442	15911	SUITTER, SHANNON	.00	V DEPOSIT REFUND	1
03/20/2026	148443	15720	THE DATA CENTER	.00	V FULL SERVICE PRINT STATEMENTS, MAILING	6
03/20/2026	148444	11882	TOP LUBE EXPRESS	.00	V POLICE: 2023 GMC OIL CHANGE	2
03/20/2026	148445	8334	TREMONTON ACE HARDWARE	.00	V POLICE: COMBO LOCK	4
03/20/2026	148446	15912	UTAH ASPHALT PAVEMENT ASSOCIATION (U	.00	V STREETS: ASPHALT PRESERVATION COURSE	1
03/20/2026	148447	11274	UTAH COMMUNICATIONS AUTHORITY	.00	V FIRE: A35 RADIO PROGRAMMING	1
03/20/2026	148448	322	UTAH RETIREMENT SYSTEMS	.00	V MISSED CONTRIBUTION FOR BUCKLEY, MORL	1
03/20/2026	148449	323	UTAH STATE TAX COMMISSION	.00	V SWT- FEBRUARY 2026	1
03/20/2026	148450	15022	VISIONARY HOMES	.00	V UTILITY REFUND #3251.0	2
03/20/2026	148451	770	W.E.T. INC.	.00	V WWTP: SAMPLES	1
03/20/2026	148452	15794	WALKER, ELIZABETH	.00	V REIMBURSEMENT FOR TRAVEL TO CLERK CO	1
03/19/2026	148459	248	WILLIE AUTO PARTS & SUPPLY INC	149.99	PARKS: BATTERY FOR GOLF CART	1
03/19/2026	148460	876	WORKFORCE QA	295.00	1ST QUARTER RANDOM DRUG TESTING	2
03/19/2026	148461	262	ENBRIDGE	5,509.30	8089200000	13
03/19/2026	148462	15907	HILL, MACKENZIE	22.67	DEPOSIT REFUND	1
03/26/2026	148474	1071	A-1 UNIFORMS	212.64	POLICE-CLOTHING ALLOWANCE, J. HASSARD,	1
03/26/2026	148475	14844	AED EVERYWHERE, INC.	65.31	FIRE: DEFIBTECH PADS	1
03/26/2026	148476	15601	APG WEST PAYMENT PROCESSING	172.70	WATER: AD FOR BIDS FOR 2026 SA9 SYSTEM	2
03/26/2026	148477	9838	ARCHIBALD PETROLEUM PRODUCTS	1,966.94	COMPOST-FUEL	1
03/26/2026	148478	13603	AUTOZONE PARTS, INC	16.14	POLICE: PARTS	1
03/26/2026	148480	13470	BIBLIONIX	2,860.00	LIBRARY: APOLLO ANNUAL SUBSCRIPTION	1
03/26/2026	148481	15903	BRAEGGER & SONS CONSTRUCTION	136,678.87	WATER: CULINARY WATER REPLACEMENT LIN	2
03/26/2026	148482	15527	BRINKERHOFF, LINDA	18.75	LIBRARY: REIMBURSEMENT FOR CHILDREN'S	1
03/26/2026	148483	12760	CHRISTENSEN, NATHAN	76.16	EMERGENCY MANAGEMENT: REIMBURSEMEN	1
03/26/2026	148484	15637	COVER UP	391.00	POLICE: SHIRTS	2
03/26/2026	148485	15918	DANIEL AND CELESTE DIDERICKS	91.47	UTILITY REFUND	1
03/26/2026	148486	15917	DRAKE, QUINON	50.00	POLICE: E.A.S.Y. ENFORCEMENT, RETAIL SALE	1
03/26/2026	148487	5232	EMI HEALTH	6,516.30	DENTAL-APRIL 2026	1
03/26/2026	148488	280	ENVIRONMENTAL SERVICES	1,135.02	WWTP: FEBRUARY LAB CHECK, CERTIFICATIO	1
03/26/2026	148489	5056	FEDEX	153.86	WWTP-POSTAGE	2
03/26/2026	148490	15347	FLOREZ, LILLIAN	35.39	LIBRARY: REIMBURSEMENT FOR ADULT PROG	1
03/26/2026	148491	8324	GOLDEN SPIKE AUTOMATION INC	17,220.61	WATER: SERVICE CALLS	4
03/26/2026	148492	114	GREER'S HARDWARE	4,225.99	STREETS: FIR, FASTENERS, CHALK REEL	29
03/26/2026	148493	9705	H & H DOORS, LLC	1,026.50	FIRE: DOOR REPAIR	1

Ch Issue Date	Check #	Vendor#	Payee	Amount	Description	Items
03/26/2026	148494	15913	HEAVY DUTY PLUMBING LLC	3,570.00	WATER: WEST SPRING BACKFLOW PREVENTE	1
03/26/2026	148495	15214	HEMMCO, LLC	15,000.00	CONSULTING FEE-MARCH 2026	1
03/26/2026	148497	13133	INTERMOUNTAIN TRAFFIC SAFETY, INC.	984.96	STREETS: ARCH TOP, RUBBER DELINEATOR B	2
03/26/2026	148499	15920	INTERNATIONAL ASSOCIATION OF FIREFIG	327.54	FIRE: MEMBERSHP IN INTERNATIONAL ASSOC	1
03/26/2026	148500	15320	JACKSON, GRAYSON	72.00	POLICE: REIMBURSEMENT FOR TRAVEL TO T	1
03/26/2026	148501	242	KENT'S MARKET	201.67	LIBRARY: TEEN TECH NIGHT TREATS	4
03/26/2026	148502	15915	KWAPIS, CHARLEY	109.53	PAYROLL 2/27/26	1
03/26/2026	148503	15668	MARSH, CHANTEL	123.00	POLICE: REIMBURSEMENT FOR TRAVEL TO T	1
03/26/2026	148504	10547	MTN VALLEY MOTOR AND PUMP	24,400.00	WATER: PUMP REPLACEMENT	1
03/26/2026	148505	173	NAPA TREMONTON	18.99	STREETS: ADJUSTABLE WRENCH	1
03/26/2026	148506	10709	PITNEY BOWES INC.	424.26	ZONING	14
03/26/2026	148507	15919	PROFESSIONAL FIREFIGHTERS OF UTAH	50.16	FIRE: MEMBERSHIP IN THE PROFESSIONAL FI	1
03/26/2026	148508	12626	RENEGADE RENTALS	106.93	PARKS: WEED TRIMMER REPAIR	1
03/26/2026	148509	15273	ROCK & ROLL CONSTRUCTION PRODUCTS	1,420.00	STREETS: CONCRETE	3
03/26/2026	148510	15806	ROCKY MOUNTAIN TRUCK CENTERS	1,080.94	FIRE: AMBULANCE REPAIR	1
03/26/2026	148511	12977	SELECTHEALTH	72,392.60	HSA ADMIN FEES - APRIL 2026	2
03/26/2026	148512	11168	SKAGGS COMPANIES, INC	1,232.85	POLICE: CLASS A HATS	1
03/26/2026	148513	14602	SMITH & EDWARDS	356.94	WATER: UNIFORMS, BOOTS, PANTS	1
03/26/2026	148514	15916	SODA TECH INCORPORATED	249.84	REPAIR OF LANCER 1506E SODA MACHINE	3
03/26/2026	148515	14927	STANDARD INSURANCE COMPANY	3,402.44	LTD-APRIL 2026	2
03/26/2026	148516	10747	STANDARD PLUMBING SUPPLY CO.	17.94	STREETS: NUMBER SET, LETTER SET	1
03/26/2026	148517	15911	SUITTER, SHANNON	58.12	DEPOSIT REFUND	1
03/26/2026	148518	887	THATCHER COMPANY	5,681.25	WATER: CYLINDER CREDIT	2
03/26/2026	148519	15720	THE DATA CENTER	2,338.42	FULL SERVICE PRINT STATEMENTS, MAILING	6
03/26/2026	148520	11192	THOMPSON, DAVID Z	195,000.00	WATER: CONTRACT PAYMENT FOR PURCHAS	1
03/26/2026	148521	11882	TOP LUBE EXPRESS	387.06	POLICE: 2023 GMC OIL CHANGE	3
03/26/2026	148522	8334	TREMONTON ACE HARDWARE	249.39	STREETS: CHAINSAW CHAINS	6
03/26/2026	148523	15912	UTAH ASPHALT PAVEMENT ASSOCIATION (U	750.00	STREETS: ASPHALT PRESERVATION COURSE	1
03/26/2026	148524	11274	UTAH COMMUNICATIONS AUTHORITY	10.00	FIRE: A35 RADIO PROGRAMMING	1
03/26/2026	148525	322	UTAH RETIREMENT SYSTEMS	83.83	MISSED CONTRIBUTION FOR BUCKLEY, MORL	1
03/26/2026	148526	323	UTAH STATE TAX COMMISSION	17,373.38	SWT- FEBRUARY 2026	1
03/26/2026	148527	15022	VISIONARY HOMES	166.58	UTILITY REFUND #3251.0	2
03/26/2026	148528	770	W.E.T. INC.	1,325.00	WWTP: SAMPLES	1
03/26/2026	148529	15794	WALKER, ELIZABETH	154.01	REIMBURSEMENT FOR TRAVEL TO CLERK CO	1
03/26/2026	148530	248	WILLIE AUTO PARTS & SUPPLY INC	31.25	STREETS: POWER INVERTER	1
03/26/2026	148532	10549	BEAZER LOCK & KEY, INC.	936.17	POLICE: REPAIR LOBBY DOORS	1
03/26/2026	148533	221	INTERMOUNTAIN FARMERS ASSN.	432.93	STREETS: SPRAYERS	3
03/26/2026	148534	11145	INTERMOUNTAIN WORKMED	1,185.00	PRE-EMPLOYMENT DRUG TESTING & PHYSIC	7
03/02/2026	1624453	317	UTAH LOCAL GOVERNMENTS TRUST	4,750.74	M WORKERS COMP - FEB 2026	31
03/30/2026	1624885	317	UTAH LOCAL GOVERNMENTS TRUST	5,259.75	M WORKERS COMP: MAR 2026	32
03/04/2026	3042026	10108	ZIONS BANKCARD CENTER	47,384.78	M STREETS: AMAZON-TRAFFIC CONES	237
03/26/2026	3192026	9492	PURCHASE POWER	1,000.00	M Zoning	13
03/02/2026	35861473	15281	SHAMROCK FOODS CO	6,472.45	M SENIOR CENTER - FOOD	12
03/30/2026	36156293	15281	SHAMROCK FOODS CO	5,374.46	M SENIOR CENTER - FOOD	12
03/02/2026	70113128	15183	FUELMAN	9,567.42	M FOOD PANTRY	11
Grand Totals:				1,629,981.48		

Dated: _____

Mayor: _____

City Council: _____

Treasurer: _____

City Recorder: _____

Report Criteria:

Report type: Summary

Report Criteria:
 Detail report type printed

Vendor Number	Name	Invoice Number	Description	Seq	Invoice Date	Invoice Amount	Check Amount	Check Number	Check Issue Date
43	BARFUSS GARAGE, INC	32810	WATER: 2013 DODGE RAM WATER PU	1	03/06/2026	553.65	553.65	148381	03/19/2026
Total 43:						553.65	553.65		
108	IDEXX DISTRIBUTION, IN	3195167816	WWTP: LAB SUPPLIES	1	02/26/2026	2,799.82	2,799.82	148416	03/19/2026
Total 108:						2,799.82	2,799.82		
114	GREER'S HARDWARE	A354762	STREETS: CONNECTORS	1	02/25/2026	20.65	20.65	148492	03/26/2026
		A354769	STREETS: MARKING PAINT, DRILL BIT	1	02/26/2026	130.89	130.89	148492	03/26/2026
		A354872	STREETS: RAKES	1	03/02/2026	111.12	111.12	148409	03/19/2026
		A355059	STREETS: HITCHPIN, GLOVES	1	03/11/2026	25.63	25.63	148492	03/26/2026
		A355231	STREETS: FILTERS	1	03/17/2026	159.39	159.39	148492	03/26/2026
		A355234	STREETS: FILTERS	1	03/17/2026	60.72	60.72	148492	03/26/2026
		A355322	FIRE: FLOORING REMODELING	1	03/20/2026	18.03	18.03	148492	03/26/2026
		B901489	STREETS: PAINT ROLLER	1	02/18/2026	67.40	67.40	148492	03/26/2026
		B901514	WATER: GALV COUPLING, ELBOW	1	02/18/2026	95.90	95.90	148492	03/26/2026
		B901541	WATER: BLADE, PLUG	1	02/18/2026	35.13	35.13	148492	03/26/2026
		B901686	WWTP: BRUSH, SPACE HEATERS	1	02/19/2026	91.17	91.17	148315	03/05/2026
		B901687	FIRE: NUTS, BOLTS, FASTENERS	1	02/19/2026	16.80	16.80	148492	03/26/2026
		B901750	STREETS: VAC TRUCK TOOL BOX	1	02/20/2026	100.12	100.12	148315	03/05/2026
		B902291	WWTP: NUTS, BOLTS, DRILL AND DRI	1	02/25/2026	64.45	64.45	148409	03/19/2026
		B902376	STREETS: SENSOR, BRACKETS, FAS	1	02/26/2026	127.89	127.89	148492	03/26/2026
		B902394	PARKS: SAW CHAIN	1	02/26/2026	34.19	34.19	148409	03/19/2026
		B903198	WWTP: D BATTERY, BRASS HOSE SH	1	03/04/2026	119.66	119.66	148409	03/19/2026
		B903302	PARKS: WOOD SCREWS	1	03/05/2026	26.59	26.59	148492	03/26/2026
		B903357	WWTP: PENLIGHT, KEY RING	1	03/05/2026	25.55	25.55	148409	03/19/2026
		B903445	STREETS: RAGS	1	03/06/2026	81.05	81.05	148492	03/26/2026
		B903728	WWTP: UNIONS	1	03/09/2026	41.78	41.78	148492	03/26/2026
		B903783	STREETS: SAW CHAINS	1	03/09/2026	80.24	80.24	148492	03/26/2026
		B903803	WWTP: MISC SUPPLIES	1	03/09/2026	73.27	73.27	148492	03/26/2026
		B903889	WATER: NAILS, FLASHPIN	1	03/10/2026	51.27	51.27	148492	03/26/2026
		B904034	WWTP: THREADED ROD, NUTS, FAST	1	03/11/2026	128.67	128.67	148492	03/26/2026
		B904238	STREETS: TAPE MEASURERS	1	03/12/2026	86.42	86.42	148492	03/26/2026
		B904332	WWTP: SCREWS, BOLTS, PENETRAN	1	03/13/2026	61.23	61.23	148492	03/26/2026
		B904558	FIRE: CLEANING SUPPLIES	1	03/14/2026	14.23	14.23	148409	03/19/2026
		B904673	WWTP: M18 BACKPACK SPAYERS	1	03/16/2026	809.34	809.34	148492	03/26/2026
		B904825	STREETS: FILTERS	1	03/17/2026	153.72	153.72	148492	03/26/2026
		B904832	WWTP: BOLTS, FASTENERS	1	03/17/2026	7.18	7.18	148492	03/26/2026
		B905287	FIRE: FLOORING REMODELING	1	03/20/2026	32.26	32.26	148492	03/26/2026
		C61566	STREETS: HANGERS, PLYWOOD	1	02/19/2026	46.33	46.33	148315	03/05/2026
		C61778	PARKS: LUMBER	1	03/05/2026	72.00	72.00	148492	03/26/2026
		C61908	STREETS: KEYS	1	03/11/2026	18.32	18.32	148492	03/26/2026
		C61918	STREETS: 5/8 WAFER BOARD	1	03/11/2026	210.00	210.00	148492	03/26/2026
		C61927	WATER: FURRING STRIP, FASTENERS	1	03/12/2026	149.76	149.76	148492	03/26/2026
		C62041	STREETS: FIR, FASTENERS, CHALK R	1	03/17/2026	1,384.46	1,384.46	148492	03/26/2026
Total 114:						4,832.81	4,832.81		
122	CRUMP REESE MOTOR	6117475	POLICE: T61 2019 CHEVY REPAIR	1	03/09/2026	380.44	380.44	148397	03/19/2026
Total 122:						380.44	380.44		
173	NAPA TREMONTON	717485	STREETS: ADJUSTABLE WRENCH	1	03/13/2026	18.99	18.99	148505	03/26/2026

Vendor Number	Name	Invoice Number	Description	Seq	Invoice Date	Invoice Amount	Check Amount	Check Number	Check Issue Date
Total 173:						18.99	18.99		
192	GROVER EXCAVATION, I	20123	STREETS: ROADBASE	1	01/31/2026	1,330.88	1,330.88	148410	03/19/2026
Total 192:						1,330.88	1,330.88		
221	INTERMOUNTAIN FARME	1023827121	WWTP: RAZOR BLADES	1	02/20/2026	23.97	23.97	148320	03/05/2026
		1023838584	PARKS: UNIFORM, BOOTS	1	02/24/2026	118.96	118.96	148320	03/05/2026
		1023842746	STREETS: SHOVELS	1	02/25/2026	59.98	59.98	148417	03/19/2026
		1023845157	WWTP: UNIFORM, BOOTS	1	02/26/2026	144.50	144.50	148320	03/05/2026
		1023850091	PARKS: UNIFORM, BOOTS	1	02/27/2026	144.50	144.50	148320	03/05/2026
		1023863434	STREETS: UNIFORM, PANTS	1	03/02/2026	76.48	76.48	148417	03/19/2026
		1023873612	WWTP: WADER BOOTS	1	03/04/2026	170.00	170.00	148533	03/26/2026
		1023899153	STREETS: RETURN PANTS	1	03/10/2026	22.97	22.97	148533	03/26/2026
		1023929134	STREETS: SPRAYERS	1	03/16/2026	239.96	239.96	148533	03/26/2026
Total 221:						1,001.32	1,001.32		
242	KENT'S MARKET	01/20/2026	LIBRARY: TWEEN STEAM ACTIVITY	1	01/20/2026	16.36	16.36	148501	03/26/2026
		02/24/2026	FIRE: STATION SUPPLIES	1	02/24/2026	74.23	74.23	148323	03/05/2026
		03/02/2026	SENIOR CENTER: FEBRUARY 2026	1	03/02/2026	461.90	461.90	148420	03/19/2026
		03/02/2026	SENIOR CENTER: FEBRUARY 2026	2	03/02/2026	1,077.75	1,077.75	148420	03/19/2026
		03/04/2026	FIRE: DONUTS	1	03/04/2026	12.99	12.99	148420	03/19/2026
		03/07/2026	FIRE: STATION SUPPLIES	1	03/07/2026	111.46	111.46	148420	03/19/2026
		03/10/2026	FOOD PANTRY: FOOD AND SUPPLIES	1	03/10/2026	106.53	106.53	148420	03/19/2026
		03/10/2026 A	STREETS: FOOD FOR TRAINING	1	03/10/2026	83.42	83.42	148501	03/26/2026
		03/10/2026 A	STREETS: FOOD FOR TRAINING	2	03/10/2026	83.42	83.42	148501	03/26/2026
		03/20/2026	LIBRARY: TEEN TECH NIGHT TREATS	1	03/20/2026	18.47	18.47	148501	03/26/2026
Total 242:						2,046.53	2,046.53		
248	WILLIE AUTO PARTS & S	6051-456301	STREETS: SEAT COVER	1	02/19/2026	150.00	150.00	148356	03/05/2026
		6051-456364	WWTP: AIR FILTER, DEGREASER, WIP	1	02/20/2026	194.64	194.64	148356	03/05/2026
		6051-456374	STREETS: CLEANING SUPPLIES FOR	1	02/20/2026	63.18	63.18	148356	03/05/2026
		6051-456517	FIRE: ABSORBENT	1	02/24/2026	710.80	710.80	148356	03/05/2026
		6051-456997	PARKS: BATTERY FOR GOLF CART	1	03/03/2026	149.99	149.99	148459	03/19/2026
		6051-457387	STREETS: POWER INVERTER	1	03/09/2026	31.25	31.25	148530	03/26/2026
Total 248:						1,299.86	1,299.86		
262	ENBRIDGE	0326-101483	1014830902	1	03/05/2026	329.64	329.64	148461	03/19/2026
		0326-288149	2881493812	1	03/05/2026	440.90	440.90	148461	03/19/2026
		0326-311130	3111300000	1	03/05/2026	930.72	930.72	148461	03/19/2026
		0326-311130	3111300000	2	03/05/2026	431.90	431.90	148461	03/19/2026
		0326-311130	3111300000	3	03/05/2026	69.96	69.96	148461	03/19/2026
		0326-311130	3111300000	4	03/05/2026	88.21	88.21	148461	03/19/2026
		0326-311130	3111300000	5	03/05/2026	1,520.78	1,520.78	148461	03/19/2026
		0326-412693	4126939939	1	03/05/2026	20.61	20.61	148461	03/19/2026
		0326-414030	4140300000	1	03/05/2026	638.22	638.22	148461	03/19/2026
		0326-414030	4140300000	2	03/05/2026	638.22	638.22	148461	03/19/2026
		0326-802976	8029760000	1	03/05/2026	126.43	126.43	148461	03/19/2026
		0326-802976	8029760000	2	03/05/2026	126.42	126.42	148461	03/19/2026
		0326-808920	8089200000	1	03/05/2026	147.29	147.29	148461	03/19/2026
Total 262:						5,509.30	5,509.30		

Vendor Number	Name	Invoice Number	Description	Seq	Invoice Date	Invoice Amount	Check Amount	Check Number	Check Issue Date
279	ECONO WASTE, INC.	RW00003852	DELIVERIES, EXCHANGES AND PICK	1	01/31/2026	1,425.00	1,425.00	148399	03/19/2026
		RW00003908	SINGLE-FEB 2026	1	02/28/2026	42,381.81	42,381.81	148399	03/19/2026
		RW00003908	2ND-FEB 2026	2	02/28/2026	9,077.07	9,077.07	148399	03/19/2026
		RW00003908	RECYCLE-FEB 2026	3	02/28/2026	14,344.26	14,344.26	148399	03/19/2026
		RW00003908	CIVIC CENTER RECYCLE & GARBAGE	4	02/28/2026	174.00	174.00	148399	03/19/2026
		RW00003908	SENIOR CENTER	5	02/28/2026	150.00	150.00	148399	03/19/2026
		RW00003908	FOOD PANTRY	6	02/28/2026	150.00	150.00	148399	03/19/2026
		RW00003908	PARKS	7	02/28/2026	360.00	360.00	148399	03/19/2026
		RW00003908	CEMETERY	8	02/28/2026	12.00	12.00	148399	03/19/2026
		RW00003908	POLICE	9	02/28/2026	75.00	75.00	148399	03/19/2026
		RW00003908	FIRE	10	02/28/2026	75.00	75.00	148399	03/19/2026
		RW00003908	DELIVERIES, EXCHANGES AND PICK	11	02/28/2026	1,100.00	1,100.00	148399	03/19/2026
Total 279:						69,324.14	69,324.14		
280	ENVIRONMENTAL SERVI	03-04-26	WWTP: FEBRUARY LAB CHECK, CER	1	03/04/2026	1,135.02	1,135.02	148488	03/26/2026
Total 280:						1,135.02	1,135.02		
317	UTAH LOCAL GOVERN	M1624453	WORKERS COMP - FEB 2026	1	02/03/2026	29.19	29.19	1624453	03/02/2026
		M1624453	WORKERS COMP - FEB 2026	2	02/03/2026	65.06	65.06	1624453	03/02/2026
		M1624453	WORKERS COMP - FEB 2026	3	02/03/2026	55.27	55.27	1624453	03/02/2026
		M1624453	WORKERS COMP - FEB 2026	4	02/03/2026	49.64	49.64	1624453	03/02/2026
		M1624453	WORKERS COMP - FEB 2026	5	02/03/2026	39.92	39.92	1624453	03/02/2026
		M1624453	WORKERS COMP - FEB 2026	6	02/03/2026	5.12	5.12	1624453	03/02/2026
		M1624453	WORKERS COMP - FEB 2026	7	02/03/2026	152.11	152.11	1624453	03/02/2026
		M1624453	WORKERS COMP - FEB 2026	8	02/03/2026	1,431.77	1,431.77	1624453	03/02/2026
		M1624453	WORKERS COMP - FEB 2026	9	02/03/2026	4.90	4.90	1624453	03/02/2026
		M1624453	WORKERS COMP - FEB 2026	10	02/03/2026	94.99	94.99	1624453	03/02/2026
		M1624453	WORKERS COMP - FEB 2026	11	02/03/2026	41.38	41.38	1624453	03/02/2026
		M1624453	WORKERS COMP - FEB 2026	12	02/03/2026	75.69	75.69	1624453	03/02/2026
		M1624453	WORKERS COMP - FEB 2026	13	02/03/2026	20.14	20.14	1624453	03/02/2026
		M1624453	WORKERS COMP - FEB 2026	14	02/03/2026	10.70	10.70	1624453	03/02/2026
		M1624453	WORKERS COMP - FEB 2026	15	02/03/2026	195.55	195.55	1624453	03/02/2026
		M1624453	WORKERS COMP - FEB 2026	16	02/03/2026	35.67	35.67	1624453	03/02/2026
		M1624453	WORKERS COMP - FEB 2026	17	02/03/2026	175.60	175.60	1624453	03/02/2026
		M1624453	WORKERS COMP - FEB 2026	18	02/03/2026	26.01	26.01	1624453	03/02/2026
		M1624453	WORKERS COMP - FEB 2026	19	02/03/2026	105.74	105.74	1624453	03/02/2026
		M1624453	WORKERS COMP - FEB 2026	20	02/03/2026	5.08	5.08	1624453	03/02/2026
		M1624453	WORKERS COMP - FEB 2026	21	02/03/2026	54.90	54.90	1624453	03/02/2026
		M1624453	WORKERS COMP - FEB 2026	22	02/03/2026	1.07	1.07	1624453	03/02/2026
		M1624453	WORKERS COMP - FEB 2026	23	02/03/2026	133.22	133.22	1624453	03/02/2026
		M1624453	WORKERS COMP - FEB 2026	24	02/03/2026	5.65	5.65	1624453	03/02/2026
		M1624453	WORKERS COMP - FEB 2026	25	02/03/2026	816.68	816.68	1624453	03/02/2026
		M1624453	WORKERS COMP - FEB 2026	26	02/03/2026	312.07	312.07	1624453	03/02/2026
		M1624453	WORKERS COMP - FEB 2026	27	02/03/2026	341.06	341.06	1624453	03/02/2026
		M1624453	WORKERS COMP - FEB 2026	28	02/03/2026	346.35	346.35	1624453	03/02/2026
		M1624453	WORKERS COMP - FEB 2026	29	02/03/2026	16.41	16.41	1624453	03/02/2026
		M1624453	WORKERS COMP - FEB 2026	30	02/03/2026	85.17	85.17	1624453	03/02/2026
		M1624453	WORKERS COMP - FEB 2026	31	02/03/2026	18.63	18.63	1624453	03/02/2026
M1624885	WORKERS COMP: MAR 2026	1	03/02/2026	31.98	31.98	1624885	03/30/2026		
M1624885	WORKERS COMP: MAR 2026	2	03/02/2026	73.34	73.34	1624885	03/30/2026		
M1624885	WORKERS COMP: MAR 2026	3	03/02/2026	60.43	60.43	1624885	03/30/2026		
M1624885	WORKERS COMP: MAR 2026	4	03/02/2026	55.64	55.64	1624885	03/30/2026		
M1624885	WORKERS COMP: MAR 2026	5	03/02/2026	40.78	40.78	1624885	03/30/2026		
M1624885	WORKERS COMP: MAR 2026	6	03/02/2026	6.01	6.01	1624885	03/30/2026		
M1624885	WORKERS COMP: MAR 2026	7	03/02/2026	200.86	200.86	1624885	03/30/2026		

Vendor Number	Name	Invoice Number	Description	Seq	Invoice Date	Invoice Amount	Check Amount	Check Number	Check Issue Date
		M1624885	WORKERS COMP: MAR 2026	8	03/02/2026	1,618.10	1,618.10	1624885	03/30/2026
		M1624885	WORKERS COMP: MAR 2026	9	03/02/2026	5.80	5.80	1624885	03/30/2026
		M1624885	WORKERS COMP: MAR 2026	10	03/02/2026	112.08	112.08	1624885	03/30/2026
		M1624885	WORKERS COMP: MAR 2026	11	03/02/2026	49.31	49.31	1624885	03/30/2026
		M1624885	WORKERS COMP: MAR 2026	12	03/02/2026	84.43	84.43	1624885	03/30/2026
		M1624885	WORKERS COMP: MAR 2026	13	03/02/2026	22.47	22.47	1624885	03/30/2026
		M1624885	WORKERS COMP: MAR 2026	14	03/02/2026	3.84	3.84	1624885	03/30/2026
		M1624885	WORKERS COMP: MAR 2026	15	03/02/2026	216.57	216.57	1624885	03/30/2026
		M1624885	WORKERS COMP: MAR 2026	16	03/02/2026	42.85	42.85	1624885	03/30/2026
		M1624885	WORKERS COMP: MAR 2026	17	03/02/2026	215.28	215.28	1624885	03/30/2026
		M1624885	WORKERS COMP: MAR 2026	18	03/02/2026	25.16	25.16	1624885	03/30/2026
		M1624885	WORKERS COMP: MAR 2026	19	03/02/2026	117.79	117.79	1624885	03/30/2026
		M1624885	WORKERS COMP: MAR 2026	20	03/02/2026	5.20	5.20	1624885	03/30/2026
		M1624885	WORKERS COMP: MAR 2026	21	03/02/2026	2.45	2.45	1624885	03/30/2026
		M1624885	WORKERS COMP: MAR 2026	22	03/02/2026	.47	.47	1624885	03/30/2026
		M1624885	WORKERS COMP: MAR 2026	23	03/02/2026	.28	.28	1624885	03/30/2026
		M1624885	WORKERS COMP: MAR 2026	24	03/02/2026	137.97	137.97	1624885	03/30/2026
		M1624885	WORKERS COMP: MAR 2026	25	03/02/2026	11.84	11.84	1624885	03/30/2026
		M1624885	WORKERS COMP: MAR 2026	26	03/02/2026	815.89	815.89	1624885	03/30/2026
		M1624885	WORKERS COMP: MAR 2026	27	03/02/2026	343.32	343.32	1624885	03/30/2026
		M1624885	WORKERS COMP: MAR 2026	28	03/02/2026	416.53	416.53	1624885	03/30/2026
		M1624885	WORKERS COMP: MAR 2026	29	03/02/2026	440.81	440.81	1624885	03/30/2026
		M1624885	WORKERS COMP: MAR 2026	30	03/02/2026	8.99	8.99	1624885	03/30/2026
		M1624885	WORKERS COMP: MAR 2026	31	03/02/2026	72.87	72.87	1624885	03/30/2026
		M1624885	WORKERS COMP: MAR 2026	32	03/02/2026	20.41	20.41	1624885	03/30/2026
Total 317:						10,010.49	10,010.49		
321	ROCKY MOUNTAIN POW	0226-529014	CEMETERY	1	02/24/2026	11.29	11.29	148338	03/05/2026
		0226-529014	CIVIC CENTER	2	02/24/2026	806.99	806.99	148338	03/05/2026
		0226-529014	FIRE DEPARTMENT	3	02/24/2026	403.50	403.50	148338	03/05/2026
		0226-529014	POLICE DEPARTMENT	4	02/24/2026	403.49	403.49	148338	03/05/2026
		0226-529014	FOOD PANTRY	5	02/24/2026	322.75	322.75	148338	03/05/2026
		0226-529014	LIBRARY	6	02/24/2026	357.65	357.65	148338	03/05/2026
		0226-529014	NON-DEPARTMENTAL	7	02/24/2026	54.01	54.01	148338	03/05/2026
		0226-529014	PARKS	8	02/24/2026	431.34	431.34	148338	03/05/2026
		0226-529014	PROFESSIONAL	9	02/24/2026	20.10	20.10	148338	03/05/2026
		0226-529014	PUBLIC WORKS BUILDING	10	02/24/2026	346.01	346.01	148338	03/05/2026
		0226-529014	PUBLIC WORKS BUILDING	11	02/24/2026	160.57	160.57	148338	03/05/2026
		0226-529014	PUBLIC WORKS BUILDING	12	02/24/2026	26.01	26.01	148338	03/05/2026
		0226-529014	PUBLIC WORKS BUILDING	13	02/24/2026	32.79	32.79	148338	03/05/2026
		0226-529014	PUBLIC WORKS BUILDING	14	02/24/2026	565.38	565.38	148338	03/05/2026
		0226-529014	WWTP BLDG	15	02/24/2026	1,940.21	1,940.21	148338	03/05/2026
		0226-529014	WWTP BLDG	16	02/24/2026	754.52	754.52	148338	03/05/2026
		0226-529014	RECREATION	17	02/24/2026	56.10	56.10	148338	03/05/2026
		0226-529014	SENIOR BUILDING	18	02/24/2026	482.11	482.11	148338	03/05/2026
		0226-529014	STREETS	19	02/24/2026	3,959.28	3,959.28	148338	03/05/2026
		0226-529014	TREATMENT	20	02/24/2026	6,252.49	6,252.49	148338	03/05/2026
		0226-529014	TREATMENT	21	02/24/2026	2,431.52	2,431.52	148338	03/05/2026
		0226-529014	WATER DEPARTMENT	22	02/24/2026	10,255.76	10,255.76	148338	03/05/2026
Total 321:						30,073.87	30,073.87		
322	UTAH RETIREMENT SYS	21096	MISSED CONTRIBUTION FOR BUCKL	1	03/09/2026	83.83	83.83	Multiple	Multiple
Total 322:						83.83	83.83		

Vendor Number	Name	Invoice Number	Description	Seq	Invoice Date	Invoice Amount	Check Amount	Check Number	Check Issue Date
323	UTAH STATE TAX COMMI	10205	SWT- FEBRUARY 2026	1	03/17/2026	17,373.38	17,373.38	Multiple	Multiple
Total 323:						17,373.38	17,373.38		
386	JONES & ASSOCIATES	23443	UTILITY LOCATION INFORMATION RE	1	01/31/2026	278.00	278.00	148322	03/05/2026
		23443	MIDLAND SQUARE IMPROVEMENTS	2	01/31/2026	1,070.75	1,070.75	148322	03/05/2026
		23443	HILLSIDE DEVELOPMENT CODE	3	01/31/2026	1,167.00	1,167.00	148322	03/05/2026
		23443	ENGINEERING COORDINATION MEETI	4	01/31/2026	530.50	530.50	148322	03/05/2026
		23443	1200 SOUTH WIDENING PROJECT	5	01/31/2026	6,428.50	6,428.50	148322	03/05/2026
		23443	TRANSPORTATION UTILITY FEE	6	01/31/2026	550.00	550.00	148322	03/05/2026
		23443	600 N IOWA STRING SIDEWALK EXTE	7	01/31/2026	1,568.75	1,568.75	148322	03/05/2026
		23443	WATER RIGHTS RESEARCH AND PRE	8	01/31/2026	1,834.00	1,834.00	148322	03/05/2026
		23443	CFP PROJECT #3	9	01/31/2026	296.00	296.00	148322	03/05/2026
		23443	2025 CULINARY WATER CFP UPDATE	10	01/31/2026	358.00	358.00	148322	03/05/2026
		23443	2026 WATERLINE REPLACEMENT PROJ	11	01/31/2026	3,436.25	3,436.25	148322	03/05/2026
		23443	HARVEST ACRES PARK AND DETENTI	12	01/31/2026	2,961.00	2,961.00	148322	03/05/2026
		23443	DRC MEETING, STAFF MEETINGS, AN	13	01/31/2026	2,248.50	2,248.50	148322	03/05/2026
		23443	DEVELOPMENT STATUS REVIEW MEE	14	01/31/2026	313.25	313.25	148322	03/05/2026
		23443	GENERAL REQUEST FOR INFORMATI	15	01/31/2026	89.50	89.50	148322	03/05/2026
		23443	ASPEN RIDGE NORTH PH 2	16	01/31/2026	716.00	716.00	148322	03/05/2026
		23443	HARVEST ACRES SUBDIVISION	17	01/31/2026	89.50	89.50	148322	03/05/2026
		23443	PAUL JOHNSON DEVELOPMENT PRO	18	01/31/2026	268.50	268.50	148322	03/05/2026
		23443	RIVER'S EDGE SUBDIVISION PH6	19	01/31/2026	1,533.75	1,533.75	148322	03/05/2026
		23443	UDOT PREAPPLICATION MEETING WI	20	01/31/2026	134.25	134.25	148322	03/05/2026
		23443	VALLEY VISTA	21	01/31/2026	89.50	89.50	148322	03/05/2026
		23443	PRICE-FARR DEVELOPMENT AREA	22	01/31/2026	134.25	134.25	148322	03/05/2026
		23443	2026 SEWER CFP UPDATE	23	01/31/2026	8,750.75	8,750.75	148322	03/05/2026
		23443	EAST CANAL EQUALIZATION BASIN	24	01/31/2026	8,683.00	8,683.00	148322	03/05/2026
		23443	SECONDARY WATER SYSTEM SA9 20	25	01/31/2026	2,045.00	2,045.00	148322	03/05/2026
		23443	PARKS DEPARTMENT PARKING LOT &	26	01/31/2026	89.50	89.50	148322	03/05/2026
		23443	CITY MAPS UPDATES	27	01/31/2026	2,641.00	2,641.00	148322	03/05/2026
Total 386:						48,305.00	48,305.00		
668	WHIRLAWAY SEPTIC TAN	2324	WWTP: GREASE CLEAN UP	1	11/05/2025	2,400.00	2,400.00	148355	03/05/2026
Total 668:						2,400.00	2,400.00		
682	CORE & MAIN LP	X071001	WATER: 6 SS METER, GASKETS	1	01/06/2026	5,201.71	5,201.71	148395	03/19/2026
		Y296158	WATER: METER LAPTOP	1	01/29/2026	14,591.13	14,591.13	148304	03/05/2026
		Y496687	PUBLIC WORKS: HOOK, WRENCH	1	02/06/2026	184.01	184.01	148304	03/05/2026
		Y496687	PUBLIC WORKS: HOOK, WRENCH	2	02/06/2026	184.01	184.01	148304	03/05/2026
Total 682:						20,160.86	20,160.86		
702	UTOPIA	CIV202603-0	City Council	1	03/01/2026	15.15	15.15	148353	03/05/2026
		CIV202603-0	Court	2	03/01/2026	44.67	44.67	148353	03/05/2026
		CIV202603-0	City Manager	3	03/01/2026	88.53	88.53	148353	03/05/2026
		CIV202603-0	Treasurer	4	03/01/2026	59.02	59.02	148353	03/05/2026
		CIV202603-0	City Recorder	5	03/01/2026	29.51	29.51	148353	03/05/2026
		CIV202603-0	Civic Center	6	03/01/2026	15.15	15.15	148353	03/05/2026
		CIV202603-0	Police Department	7	03/01/2026	221.74	221.74	148353	03/05/2026
		CIV202603-0	Planner	8	03/01/2026	15.15	15.15	148353	03/05/2026
		CIV202603-0	Streets Department	9	03/01/2026	29.51	29.51	148353	03/05/2026
		CIV202603-0	Senior Programming	10	03/01/2026	15.15	15.15	148353	03/05/2026
		CIV202603-0	Senior Building	11	03/01/2026	29.51	29.51	148353	03/05/2026
		CIV202603-0	Parks	12	03/01/2026	29.51	29.51	148353	03/05/2026

Vendor Number	Name	Invoice Number	Description	Seq	Invoice Date	Invoice Amount	Check Amount	Check Number	Check Issue Date
		CIV202603-0	Food Pantry	13	03/01/2026	15.15	15.15	148353	03/05/2026
		CIV202603-0	Recreation	14	03/01/2026	59.02	59.02	148353	03/05/2026
		CIV202603-0	Fire Department	15	03/01/2026	44.67	44.67	148353	03/05/2026
		CIV202603-0	Water	16	03/01/2026	59.02	59.02	148353	03/05/2026
		CIV202603-0	Treatment Plant	17	03/01/2026	29.51	29.51	148353	03/05/2026
		CIV202603-0	Extra-Parks	18	03/01/2026	285.03	285.03	148353	03/05/2026
		CIV202603-0	Air Sensors	19	03/01/2026	21.00	21.00	148353	03/05/2026
Total 702:						1,106.00	1,106.00		
750	CHEMTECH-FORD LABO	6010077	WWTP: ANALYZE SAMPLES	1	01/30/2026	1,783.00	1,783.00	148303	03/05/2026
		6020045	WWTP: ANALYZE SAMPLES	1	02/27/2026	378.00	378.00	148389	03/19/2026
Total 750:						2,161.00	2,161.00		
753	HACH COMPANY	14877730	WWTP: TKN, PHOSPHORUS, AMMONI	1	02/17/2026	799.00	799.00	148316	03/05/2026
Total 753:						799.00	799.00		
770	W.E.T. INC.	5425	WWTP: SAMPLES	1	12/17/2025	1,325.00	1,325.00	Multiple	Multiple
Total 770:						1,325.00	1,325.00		
876	WORKFORCE QA	21097	1ST QUARTER RANDOM DRUG TESTI	1	03/12/2026	100.00	100.00	148460	03/19/2026
		21097	1ST QUARTER RANDOM DRUG TESTI	2	03/12/2026	195.00	195.00	148460	03/19/2026
Total 876:						295.00	295.00		
887	THATCHER COMPANY	2026100102	WATER: CHLORINE	1	02/28/2026	7,081.25	7,081.25	148518	03/26/2026
		2026100900	WATER: CYLINDER CREDIT	1	02/28/2026	1,400.00-	1,400.00-	148518	03/26/2026
Total 887:						5,681.25	5,681.25		
910	GOLDEN SPIKE ELECTRI	30543	SEC WATER: ELECTRICAL PUMP STA	1	02/24/2026	441.22	441.22	148312	03/05/2026
		30598	WATER: INSTALL VFDS AT PUMP HOU	1	03/03/2026	72,662.30	72,662.30	148406	03/19/2026
Total 910:						73,103.52	73,103.52		
971	UTAH STATE TREASURE	18332	35%SC FEB 2026	1	03/04/2026	594.49	594.49	148351	03/05/2026
		18332	90% SC - FEBRUARY 2026	2	03/04/2026	1,973.11	1,973.11	148351	03/05/2026
		18332	SEC SC - FEBRUARY 2026	3	03/04/2026	781.58	781.58	148351	03/05/2026
		18332	\$8 SC - FEBRUARY 2026	4	03/04/2026	854.84	854.84	148351	03/05/2026
Total 971:						4,204.02	4,204.02		
984	MIKE NORR PLUMBING, I	6251565	WWTP: CHANGE WATER HEATER	1	02/17/2026	3,024.07	3,024.07	148331	03/05/2026
Total 984:						3,024.07	3,024.07		
1067	AQUA ENGINEERING, IN	32364	WWTP: AERATION & SECONDARY CL	1	02/24/2026	34,302.50	34,302.50	148290	03/05/2026
Total 1067:						34,302.50	34,302.50		
1071	A-1 UNIFORMS	45521	POLICE-CLOTHING ALLOWANCE, J. H	1	03/18/2026	212.64	212.64	148474	03/26/2026
Total 1071:						212.64	212.64		

Vendor Number	Name	Invoice Number	Description	Seq	Invoice Date	Invoice Amount	Check Amount	Check Number	Check Issue Date
1105	BLUE STAKES OF UTAH 8	UT20260021	FEES FOR EMAIL, & TEXT NOTIFICATI	1	02/28/2026	133.77	133.77	148297	03/05/2026
Total 1105:						133.77	133.77		
5040	MICROMARKETING, LLC	1001577	LIBRARY: 35 JF BOOKS	1	02/20/2026	498.85	498.85	148428	03/19/2026
		1001881	LIBRARY: 8 JF BOOKS	1	02/26/2026	114.26	114.26	148428	03/19/2026
Total 5040:						613.11	613.11		
5056	FEDEX	9-175-18836	WWTP: SHIPPING	1	02/12/2026	16.30	16.30	148310	03/05/2026
		9-183-93754	WWTP: POSTAGE	1	02/19/2026	16.37	16.37	148401	03/19/2026
		9-193-31176	WWTP-POSTAGE	1	02/26/2026	137.39	137.39	148401	03/19/2026
		9-201-38911	WWTP: POSTAGE	1	03/05/2026	137.39	137.39	148489	03/26/2026
		9-211-20124	WWTP-POSTAGE	1	03/12/2026	16.47	16.47	148489	03/26/2026
Total 5056:						323.92	323.92		
5232	EMI HEALTH	21091	DENTAL - MAR 2026	1	03/03/2026	6,679.30	6,679.30	148309	03/05/2026
		21108	DENTAL-APRIL 2026	1	03/24/2026	6,516.30	6,516.30	148487	03/26/2026
Total 5232:						13,195.60	13,195.60		
5827	AMERICAN WATER WOR	SO283735	WATER: MEMBERSHIP DUES	1	01/23/2026	443.00	443.00	148378	03/19/2026
Total 5827:						443.00	443.00		
8324	GOLDEN SPIKE AUTOMA	1210	SECONDARY WATER- SA9 MATERIAL	1	03/03/2026	6,548.61	6,548.61	148491	03/26/2026
		1211	WWTP: SERVICE CALLS, MAINTENAN	1	03/03/2026	4,745.00	4,745.00	148491	03/26/2026
		1211	SECONDARY WATER- SERVICE CALL	2	03/03/2026	575.00	575.00	148491	03/26/2026
		1211	WATER: SERVICE CALLS	3	03/03/2026	5,352.00	5,352.00	148491	03/26/2026
Total 8324:						17,220.61	17,220.61		
8334	TREMONTON ACE HARD	97786	STREETS: BATTERIES	1	02/26/2026	38.68	38.68	148522	03/26/2026
		97826	POLICE: PADLOCK	1	03/02/2026	49.49	49.49	Multiple	Multiple
		97832	STREETS: LYSOL WIPES	1	03/02/2026	25.36	25.36	148348	03/05/2026
		97899	POLICE: CABINET LOCK, HINGE	1	03/07/2026	30.58	30.58	Multiple	Multiple
		97914	STREETS: CHAINSAW CHAINS	1	03/09/2026	105.46	105.46	148522	03/26/2026
		97932	POLICE: COMBO LOCK	1	03/11/2026	12.59	12.59	Multiple	Multiple
		97933	POLICE: COMBO LOCK	1	03/11/2026	12.59	12.59	Multiple	Multiple
Total 8334:						274.75	274.75		
8405	OYLER, BROOKE	03032026	REC: REIMBURSEMENT FOR TRAVEL	1	03/03/2026	742.85	742.85	148335	03/05/2026
Total 8405:						742.85	742.85		
9259	HAYMAN, CHAD	20654	POLICE: REIMBURSEMENT FOR TRAV	1	03/02/2026	72.00	72.00	148317	03/05/2026
Total 9259:						72.00	72.00		
9492	PURCHASE POWER	03192026	AMBULANCE	1	03/19/2026	26.73	26.73	3192026	03/26/2026
		03192026	Court	2	03/19/2026	22.44	22.44	3192026	03/26/2026
		03192026	Library	3	03/19/2026	9.37	9.37	3192026	03/26/2026
		03192026	OFFICE	4	03/19/2026	592.05	592.05	3192026	03/26/2026
		03192026	POLICE	5	03/19/2026	45.49	45.49	3192026	03/26/2026
		03192026	Recreation	6	03/19/2026	154.84	154.84	3192026	03/26/2026

Vendor Number	Name	Invoice Number	Description	Seq	Invoice Date	Invoice Amount	Check Amount	Check Number	Check Issue Date	
		03192026	Senior Center	7	03/19/2026	34.68	34.68	3192026	03/26/2026	
		03192026	PW-WATER	8	03/19/2026	22.78	22.78	3192026	03/26/2026	
		03192026	TREATMENT PLANT	9	03/19/2026	18.91	18.91	3192026	03/26/2026	
		03192026	SEWER	10	03/19/2026	2.92	2.92	3192026	03/26/2026	
		03192026	STORM DRAIN	11	03/19/2026	3.70	3.70	3192026	03/26/2026	
		03192026	GARBAGE/RECYCLE	12	03/19/2026	3.51	3.51	3192026	03/26/2026	
		03192026	Zoning	13	03/19/2026	62.58	62.58	3192026	03/26/2026	
		Total 9492:					1,000.00	1,000.00		
9672	IWORQ SYSTEMS INC.	215552	PUBLIC WORKS: STREETS	1	03/02/2026	1,984.00	1,984.00	148418	03/19/2026	
		215552	PUBLIC WORKS: WATER	2	03/02/2026	1,985.33	1,985.33	148418	03/19/2026	
		215552	PUBLIC WORKS: SEWER	3	03/02/2026	1,984.00	1,984.00	148418	03/19/2026	
		Total 9672:					5,953.33	5,953.33		
9705	H & H DOORS, LLC	22110	FIRE: DOOR REPAIR	1	03/20/2026	1,026.50	1,026.50	148493	03/26/2026	
		Total 9705:					1,026.50	1,026.50		
9838	ARCHIBALD PETROLEU	30640	COMPOST: OIL/FUEL	1	01/28/2026	1,481.14	1,481.14	148291	03/05/2026	
		30764	COMPOST-FUEL	1	03/10/2026	1,966.94	1,966.94	148477	03/26/2026	
		Total 9838:					3,448.08	3,448.08		
9920	POLYDYNE, INC.	2007474	WWTP: CLARIFLOC WE-762	1	03/03/2026	9,426.78	9,426.78	148435	03/19/2026	
		Total 9920:					9,426.78	9,426.78		
9991	TWIN CITY DISTRIBUTIN	86564	SENIOR CENTER MILK	1	02/20/2026	20.70	20.70	148350	03/05/2026	
		86564	SENIOR CENTER MILK	2	02/20/2026	48.30	48.30	148350	03/05/2026	
		86573	SENIOR CENTER MILK	1	02/24/2026	62.10	62.10	148350	03/05/2026	
		86573	SENIOR CENTER MILK	2	02/24/2026	144.90	144.90	148350	03/05/2026	
		86582	SENIOR CENTER MILK	1	02/27/2026	27.60	27.60	148350	03/05/2026	
		86582	SENIOR CENTER MILK	2	02/27/2026	64.40	64.40	148350	03/05/2026	
		Total 9991:					368.00	368.00		
10108	ZIONS BANKCARD CENT	0226-0399	SENIOR CENTER: CINTAS-MEDICAL C	1	02/28/2026	35.66	35.66	3042026	03/04/2026	
		0226-0399	SENIOR CENTER: AMAZON-CANDY	2	02/28/2026	24.45	24.45	3042026	03/04/2026	
		0226-0399	SENIOR CENTER: AMAZON-CANDY	3	02/28/2026	58.13	58.13	3042026	03/04/2026	
		0226-0399	SENIOR CENTER: AMAZON	4	02/28/2026	478.92	478.92	3042026	03/04/2026	
		0226-0399	SENIOR CENTER: RSM FOOD SERVIC	5	02/28/2026	34.41	34.41	3042026	03/04/2026	
		0226-0399	SENIOR CENTER: RSM FOOD SERVIC	6	02/28/2026	80.29	80.29	3042026	03/04/2026	
		0226-0399	SENIOR CENTER: SAM'S CLUB-SUPP	7	02/28/2026	91.04	91.04	3042026	03/04/2026	
		0226-0399	SENIOR CENTER: SAM'S CLUB-SUPP	8	02/28/2026	212.42	212.42	3042026	03/04/2026	
		0226-0399	SENIOR CENTER: CINTAS-MEDICAL	9	02/28/2026	51.36	51.36	3042026	03/04/2026	
		0226-0399	SENIOR CENTER: WORKPLACE PRO-	10	02/28/2026	341.15	341.15	3042026	03/04/2026	
		0226-0399	SENIOR CENTER: FOOD HANDLER P	11	02/28/2026	25.00	25.00	3042026	03/04/2026	
		0226-0399	SENIOR CENTER: SAM'S CLUB-BIRTH	12	02/28/2026	16.48	16.48	3042026	03/04/2026	
		0226-0399	SENIOR CENTER: AED EVERYWHERE	13	02/28/2026	63.31	63.31	3042026	03/04/2026	
		0226-0399	SENIOR CENTER: US FOODS	14	02/28/2026	422.20	422.20	3042026	03/04/2026	
		0226-0399	SENIOR CENTER: US FOODS	15	02/28/2026	985.12	985.12	3042026	03/04/2026	
		0226-0399	SENIOR CENTER: US FOODS CREDIT	16	02/28/2026	10.47-	10.47-	3042026	03/04/2026	
		0226-0399	SENIOR CENTER: US FOODS CREDIT	17	02/28/2026	24.43-	24.43-	3042026	03/04/2026	
		0226-0399	SENIOR CENTER: AMAZON-POPCOR	18	02/28/2026	19.99	19.99	3042026	03/04/2026	
		0226-0399	SENIOR CENTER: US FOODS	19	02/28/2026	106.53	106.53	3042026	03/04/2026	

Vendor Number	Name	Invoice Number	Description	Seq	Invoice Date	Invoice Amount	Check Amount	Check Number	Check Issue Date
		0226-0399	SENIOR CENTER: US FOODS	20	02/28/2026	248.56	248.56	3042026	03/04/2026
		0226-0399	SENIOR CENTER: AMAZON	21	02/28/2026	58.14	58.14	3042026	03/04/2026
		0226-0399	SENIOR CENTER: US FOODS CREDIT	22	02/28/2026	38.67-	38.67-	3042026	03/04/2026
		0226-0399	SENIOR CENTER: US FOODS CREDIT	23	02/28/2026	90.20-	90.20-	3042026	03/04/2026
		0226-0399	SENIOR CENTER: US FOODS	24	02/28/2026	324.17	324.17	3042026	03/04/2026
		0226-0399	SENIOR CENTER: US FOODS	25	02/28/2026	756.39	756.39	3042026	03/04/2026
		0226-0399	SENIOR CENTER: DOLLAR TREE-CLO	26	02/28/2026	2.50	2.50	3042026	03/04/2026
		0226-0399	SENIOR CENTER: EL TORO VIEJO-TO	27	02/28/2026	18.61	18.61	3042026	03/04/2026
		0226-0399	POLICE: USPS-POSTAGE	28	02/28/2026	7.45	7.45	3042026	03/04/2026
		0226-0399	POLICE: DOLLAR TREE-CITIZEN ACA	29	02/28/2026	8.96	8.96	3042026	03/04/2026
		0226-0399	POLICE: USPS-POSTAGE	30	02/28/2026	7.45	7.45	3042026	03/04/2026
		0226-0399	POLICE: MOTEL 6- TRANSIENT AID	31	02/28/2026	77.74	77.74	3042026	03/04/2026
		0226-0399	AMAZON: POLICE-SONIC CLEANER, C	32	02/28/2026	686.70	686.70	3042026	03/04/2026
		0226-0399	POLICE: EARHUGGER- CLOTHING AL	33	02/28/2026	86.00	86.00	3042026	03/04/2026
		0226-0399	POLICE: SIGN PRO	34	02/28/2026	490.00	490.00	3042026	03/04/2026
		0226-0399	MARIN CONSULTING ASSOCIATES: P	35	02/28/2026	400.00-	400.00-	3042026	03/04/2026
		0226-0399	POLICE: SIGN PRO	36	02/28/2026	490.00	490.00	3042026	03/04/2026
		0226-0399	POLICE: LAW ENFORCEMENT SEMIN	37	02/28/2026	445.00	445.00	3042026	03/04/2026
		0226-0399	POLICE: AMAZON-PRINTER PAPER	38	02/28/2026	55.00	55.00	3042026	03/04/2026
		0226-0399	POLICE: FOREIGN CURRENCY FEE	39	02/28/2026	1.92	1.92	3042026	03/04/2026
		0226-0399	POLICE: AMAZON-CLOTHING ALLOW	40	02/28/2026	160.71	160.71	3042026	03/04/2026
		0226-0399	POLICE: AMAZON-CLOTHING ALLOW	41	02/28/2026	9.08	9.08	3042026	03/04/2026
		0226-0399	POLICE: WONDERSHARE-ANNUAL FE	42	02/28/2026	63.98	63.98	3042026	03/04/2026
		0226-0399	POLICE-AMERICAN AIRLINES-FLIGHT	43	02/28/2026	50.00	50.00	3042026	03/04/2026
		0226-0399	POLICE-AMERICAN AIRLINES-FLIGHT	44	02/28/2026	50.00	50.00	3042026	03/04/2026
		0226-0399	POLICE-AMERICAN AIRLINES-FLIGHT	45	02/28/2026	50.00	50.00	3042026	03/04/2026
		0226-0399	POLICE-AMERICAN AIRLINES-FLIGHT	46	02/28/2026	50.00	50.00	3042026	03/04/2026
		0226-0399	POLICE-AMERICAN AIRLINES-FLIGHT	47	02/28/2026	50.00	50.00	3042026	03/04/2026
		0226-0399	POLICE-AMERICAN AIRLINES-SPOUS	48	02/28/2026	50.00	50.00	3042026	03/04/2026
		0226-0399	POLICE-AMERICAN AIRLINES-SPOUS	49	02/28/2026	50.00	50.00	3042026	03/04/2026
		0226-0399	POLICE-AMERICAN AIRLINES-SPOUS	50	02/28/2026	50.00	50.00	3042026	03/04/2026
		0226-0399	POLICE-AMERICAN AIRLINES-SPOUS	51	02/28/2026	50.00	50.00	3042026	03/04/2026
		0226-0399	POLICE-AMERICAN AIRLINES-SPOUS	52	02/28/2026	50.00	50.00	3042026	03/04/2026
		0226-0399	POLICE-AMERICAN AIRLINES-SPOUS	53	02/28/2026	50.00	50.00	3042026	03/04/2026
		0226-0399	POLICE-AMERICAN AIRLINES-SPOUS	54	02/28/2026	50.00	50.00	3042026	03/04/2026
		0226-0399	POLICE-AMERICAN AIRLINES-SPOUS	55	02/28/2026	50.00	50.00	3042026	03/04/2026
		0226-0399	POLICE-AMERICAN AIRLINES-SPOUS	56	02/28/2026	50.00	50.00	3042026	03/04/2026
		0226-0399	POLICE-AMERICAN AIRLINES-SPOUS	57	02/28/2026	50.00	50.00	3042026	03/04/2026
		0226-0399	POLICE-AMERICAN AIRLINES-SPOUS	58	02/28/2026	50.00	50.00	3042026	03/04/2026
		0226-0399	POLICE-AMERICAN AIRLINES-SPOUS	59	02/28/2026	50.00	50.00	3042026	03/04/2026
		0226-0399	POLICE-AMERICAN AIRLINES-SPOUS	60	02/28/2026	50.00	50.00	3042026	03/04/2026
		0226-0399	POLICE-AMERICAN AIRLINES-SPOUS	61	02/28/2026	50.00	50.00	3042026	03/04/2026
		0226-0399	POLICE-AMERICAN AIRLINES-FLIGHT	62	02/28/2026	50.00	50.00	3042026	03/04/2026
		0226-0399	POLICE-AMERICAN AIRLINES-FLIGHT	63	02/28/2026	50.00	50.00	3042026	03/04/2026
		0226-0399	POLICE-AMERICAN AIRLINES-FLIGHT	64	02/28/2026	50.00	50.00	3042026	03/04/2026
		0226-0399	POLICE-AMERICAN AIRLINES-FLIGHT	65	02/28/2026	50.00	50.00	3042026	03/04/2026
		0226-0399	POLICE-AMERICAN AIRLINES-FLIGHT	66	02/28/2026	50.00	50.00	3042026	03/04/2026
		0226-0399	POLICE-AMERICAN AIRLINES-FLIGHT	67	02/28/2026	50.00	50.00	3042026	03/04/2026
		0226-0399	POLICE-AMERICAN AIRLINES-FLIGHT	68	02/28/2026	50.00	50.00	3042026	03/04/2026
		0226-0399	POLICE-AMERICAN AIRLINES-FLIGHT	69	02/28/2026	50.00	50.00	3042026	03/04/2026
		0226-0399	POLICE-AMERICAN AIRLINES-FLIGHT	70	02/28/2026	50.00	50.00	3042026	03/04/2026
		0226-0399	POLICE-AMERICAN AIRLINES-FLIGHT	71	02/28/2026	50.00	50.00	3042026	03/04/2026
		0226-0399	POLICE-AMERICAN AIRLINES-FLIGHT	72	02/28/2026	50.00	50.00	3042026	03/04/2026
		0226-0399	POLICE-AMERICAN AIRLINES-FLIGHT	73	02/28/2026	50.00	50.00	3042026	03/04/2026
		0226-0399	POLICE-AMERICAN AIRLINES-FLIGHT	74	02/28/2026	50.00	50.00	3042026	03/04/2026
		0226-0399	POLICE-AMERICAN AIRLINES-FLIGHT	75	02/28/2026	50.00	50.00	3042026	03/04/2026
		0226-0399	POLICE-AMERICAN AIRLINES-FLIGHT	76	02/28/2026	50.00	50.00	3042026	03/04/2026

Vendor Number	Name	Invoice Number	Description	Seq	Invoice Date	Invoice Amount	Check Amount	Check Number	Check Issue Date
		0226-0399	POLICE-AMERICAN AIRLINES-FLIGHT	77	02/28/2026	50.00	50.00	3042026	03/04/2026
		0226-0399	POLICE-AMERICAN AIRLINES-FLIGHT	78	02/28/2026	50.00	50.00	3042026	03/04/2026
		0226-0399	POLICE-AMERICAN AIRLINES-FLIGHT	79	02/28/2026	50.00	50.00	3042026	03/04/2026
		0226-0399	POLICE-AMERICAN AIRLINES-FLIGHT	80	02/28/2026	50.00	50.00	3042026	03/04/2026
		0226-0399	POLICE-AMERICAN AIRLINES-FLIGHT	81	02/28/2026	50.00	50.00	3042026	03/04/2026
		0226-0399	POLICE-AMERICAN AIRLINES-FLIGHT	82	02/28/2026	50.00	50.00	3042026	03/04/2026
		0226-0399	POLICE-AMERICAN AIRLINES-FLIGHT	83	02/28/2026	50.00	50.00	3042026	03/04/2026
		0226-0399	POLICE-AMERICAN AIRLINES-FLIGHT	84	02/28/2026	50.00	50.00	3042026	03/04/2026
		0226-0399	POLICE-AMERICAN AIRLINES-FLIGHT	85	02/28/2026	50.00	50.00	3042026	03/04/2026
		0226-0399	POLICE-AMERICAN AIRLINES-FLIGHT	86	02/28/2026	50.00	50.00	3042026	03/04/2026
		0226-0399	POLICE-AMERICAN AIRLINES-FLIGHT	87	02/28/2026	50.00	50.00	3042026	03/04/2026
		0226-0399	POLICE-AMERICAN AIRLINES-FLIGHT	88	02/28/2026	50.00	50.00	3042026	03/04/2026
		0226-0399	POLICE-AMERICAN AIRLINES-FLIGHT	89	02/28/2026	50.00	50.00	3042026	03/04/2026
		0226-0399	POLICE-AMERICAN AIRLINES-FLIGHT	90	02/28/2026	50.00	50.00	3042026	03/04/2026
		0226-0399	POLICE-AMERICAN AIRLINES-FLIGHT	91	02/28/2026	50.00	50.00	3042026	03/04/2026
		0226-0399	POLICE-AMERICAN AIRLINES-FLIGHT	92	02/28/2026	50.00	50.00	3042026	03/04/2026
		0226-0399	POLICE-AMERICAN AIRLINES-FLIGHT	93	02/28/2026	50.00	50.00	3042026	03/04/2026
		0226-0399	POLICE-AMERICAN AIRLINES-FLIGHT	94	02/28/2026	50.00	50.00	3042026	03/04/2026
		0226-0399	POLICE-AMERICAN AIRLINES-FLIGHT	95	02/28/2026	50.00	50.00	3042026	03/04/2026
		0226-0399	POLICE: GOLDEN SPIKE FOP FOUND	96	02/28/2026	500.00	500.00	3042026	03/04/2026
		0226-0399	POLICE: GOLDEN SPIKE FOP FOUND	97	02/28/2026	1,250.00	1,250.00	3042026	03/04/2026
		0226-0399	THE GRILLE RESTAURANT: SODA BO	98	02/28/2026	20.63	20.63	3042026	03/04/2026
		0226-0399	THE GRILLE RESTAURANT: SODA BO	99	02/28/2026	20.63	20.63	3042026	03/04/2026
		0226-0399	THE GRILLE RESTAURANT: SODA BO	100	02/28/2026	20.63	20.63	3042026	03/04/2026
		0226-0399	POLICE: AMAZON-RADIO BATTERY	101	02/28/2026	133.98	133.98	3042026	03/04/2026
		0226-0399	POLICE: MAVERIK-OIL	102	02/28/2026	14.52	14.52	3042026	03/04/2026
		0226-0399	POLICE: AMAZON-PRINTER PAPER	103	02/28/2026	80.51	80.51	3042026	03/04/2026
		0226-0399	POLICE: FOREIGN CURRENCY FEE	104	02/28/2026	.64	.64	3042026	03/04/2026
		0226-0399	POLICE: WONDERSHARE-SUBSCRIPT	105	02/28/2026	21.32	21.32	3042026	03/04/2026
		0226-0399	LIBRARY: LIBRARY ASSOCIATION-YS	106	02/28/2026	50.00	50.00	3042026	03/04/2026
		0226-0399	LIBRARY: APPLE.COM-ICLOUD STOR	107	02/28/2026	9.99	9.99	3042026	03/04/2026
		0226-0399	LIBRARY: TWISTED SUGAR-TEEN PRI	108	02/28/2026	100.00	100.00	3042026	03/04/2026
		0226-0399	LIBRARY: PITNEY BOWES-POSTAGE	109	02/28/2026	250.00	250.00	3042026	03/04/2026
		0226-0399	LIBRARY: SPANISH FORK LIBRARY-EL	110	02/28/2026	15.00	15.00	3042026	03/04/2026
		0226-0399	LIBRARY: SPANISH FORK LIBRARY-EL	111	02/28/2026	15.00	15.00	3042026	03/04/2026
		0226-0399	LIBRARY: UTAH LIBRARY ASSOCIATIO	112	02/28/2026	250.00	250.00	3042026	03/04/2026
		0226-0399	LIBRARY: PITNEY BOWES-POSTAGE	113	02/28/2026	6.39	6.39	3042026	03/04/2026
		0226-0399	LIBRARY: UTAH LIBRARY ASSOCIATIO	114	02/28/2026	275.00	275.00	3042026	03/04/2026
		0226-0399	LIBRARY: UTAH LIBRARY ASSOCIATIO	115	02/28/2026	275.00	275.00	3042026	03/04/2026
		0226-0399	LIBRARY: IMAGESTUFF.COM-SUMME	116	02/28/2026	212.42	212.42	3042026	03/04/2026
		0226-0399	LIBRARY: APPLE ARCADE	117	02/28/2026	6.99	6.99	3042026	03/04/2026
		0226-0399	LIBRARY: FOAMTACULAR UTAH	118	02/28/2026	275.00	275.00	3042026	03/04/2026
		0226-0399	LIBRARY: SAM'S CLUB-CHILDRENS P	119	02/28/2026	40.81	40.81	3042026	03/04/2026
		0226-0399	LIBRARY: SAM'S CLUB-CHILDRENS P	120	02/28/2026	27.98	27.98	3042026	03/04/2026
		0226-0399	LIBRARY: PITNEY BOWES-POSTAGE	121	02/28/2026	250.00	250.00	3042026	03/04/2026
		0226-0399	LIBRARY: HIGHPOINT SCIENTIFIC-TEL	122	02/28/2026	394.55	394.55	3042026	03/04/2026
		0226-0399	POLICE: MIDWAY USA- AMMUNITION	123	02/28/2026	1,550.20	1,550.20	3042026	03/04/2026
		0226-0399	RIDLEY'S: FOOD PANTRY SUPPLIES	124	02/28/2026	33.57	33.57	3042026	03/04/2026
		0226-0399	FOOD PANTRY: HOJ FORKLIFT - MAIN	125	02/28/2026	540.01	540.01	3042026	03/04/2026
		0226-0399	FOOD PANTRY: RIDLEY'S-FOOD AND	126	02/28/2026	25.99	25.99	3042026	03/04/2026
		0226-0399	FIRE: IMAGE TREND-TRAINING CONF	127	02/28/2026	699.00	699.00	3042026	03/04/2026
		0226-0399	FIRE: FREDDY'S FROZEN CUSTARD:	128	02/28/2026	34.88	34.88	3042026	03/04/2026
		0226-0399	FIRE DEPT: MARRIOTT-HOTEL FOR C	129	02/28/2026	398.84	398.84	3042026	03/04/2026
		0226-0399	FIRE: YOUTUBE-4K PLUS	130	02/28/2026	5.32	5.32	3042026	03/04/2026
		0226-0399	FIRE: NETFLIX	131	02/28/2026	26.65	26.65	3042026	03/04/2026
		0226-0399	FIRE: AMAZON-MICROWAVE SPLATTE	132	02/28/2026	9.99	9.99	3042026	03/04/2026
		0226-0399	FIRE: TOP LUBE EXPRESS- 2021 SILV	133	02/28/2026	213.12	213.12	3042026	03/04/2026

Vendor Number	Name	Invoice Number	Description	Seq	Invoice Date	Invoice Amount	Check Amount	Check Number	Check Issue Date
		0226-0399	FIRE: BETO'S-DEPT PLANNING MEETI	134	02/28/2026	34.95	34.95	3042026	03/04/2026
		0226-0399	FIRE: AMAZON-KNIFE SET	135	02/28/2026	59.99	59.99	3042026	03/04/2026
		0226-0399	FIRE: SYMBOL ARTS-UNIFORM BUCK	136	02/28/2026	1,302.94	1,302.94	3042026	03/04/2026
		0226-0399	FIRE: AMAZON-2 IN 1 CORDLESS VAC	137	02/28/2026	69.99	69.99	3042026	03/04/2026
		0226-0399	POLICE: USPS-SHIPPING	138	02/28/2026	7.45	7.45	3042026	03/04/2026
		0226-0399	POLICE: UGIA CONFERENCE REGIST	139	02/28/2026	325.00	325.00	3042026	03/04/2026
		0226-0399	REC: FACEBOOK-BASKETBALL HIRIN	140	02/28/2026	9.64	9.64	3042026	03/04/2026
		0226-0399	EVENTS: YCC- CONFERENCE REGIST	141	02/28/2026	3,655.00	3,655.00	3042026	03/04/2026
		0226-0399	EVENTS: AMAZON-DADDY DAUGHTE	142	02/28/2026	17.99	17.99	3042026	03/04/2026
		0226-0399	REC: AMAZON-KARATE BELTS	143	02/28/2026	11.52	11.52	3042026	03/04/2026
		0226-0399	REC: AMAZON-KARATE BELTS	144	02/28/2026	56.56	56.56	3042026	03/04/2026
		0226-0399	EVENTS: AMAZON-DADDY DAUGHTE	145	02/28/2026	391.84	391.84	3042026	03/04/2026
		0226-0399	PARKS: ACCESS TRUCK PARTS-WATE	146	02/28/2026	48.64	48.64	3042026	03/04/2026
		0226-0399	EVENTS: AMAZON-DADDY DAUGHTE	147	02/28/2026	20.99	20.99	3042026	03/04/2026
		0226-0399	REC: DOMINOS-DADDY DAUGHTER D	148	02/28/2026	90.87	90.87	3042026	03/04/2026
		0226-0399	EVENTS: ZURCHERS-DADDY DAUGH	149	02/28/2026	35.47	35.47	3042026	03/04/2026
		0226-0399	EVENTS: WALMART-DADDY DAUGHT	150	02/28/2026	150.25	150.25	3042026	03/04/2026
		0226-0399	EVENTS: SAM'S CLUB-DADDY DAUGH	151	02/28/2026	412.35	412.35	3042026	03/04/2026
		0226-0399	REC: AMAZON-KARATE BELTS	152	02/28/2026	57.60	57.60	3042026	03/04/2026
		0226-0399	REC: AMAZON-KARATE BELTS	153	02/28/2026	23.04	23.04	3042026	03/04/2026
		0226-0399	EVENTS: AIRBNB-YCC CONFERENCE	154	02/28/2026	2,194.27	2,194.27	3042026	03/04/2026
		0226-0399	REC: AMAZON-SHOWCASE SUPPLIES	155	02/28/2026	29.15	29.15	3042026	03/04/2026
		0226-0399	WWTP: WATER ENVIRONMENT FEDE	156	02/28/2026	153.20	153.20	3042026	03/04/2026
		0226-0399	PUBLIC WORKS: RURAL WATER ASS	157	02/28/2026	500.00	500.00	3042026	03/04/2026
		0226-0399	PUBLIC WORKS: RURAL WATER ASS	158	02/28/2026	862.50	862.50	3042026	03/04/2026
		0226-0399	PUBLIC WORKS: RURAL WATER ASS	159	02/28/2026	862.50	862.50	3042026	03/04/2026
		0226-0399	WATER: FAIRFIELD INN-HOTEL FOR C	160	02/28/2026	665.84	665.84	3042026	03/04/2026
		0226-0399	PUBLIC WORKS: FAIRFIELD INN-HOT	161	02/28/2026	1,004.72	1,004.72	3042026	03/04/2026
		0226-0399	PUBLIC WORKS: FAIRFIELD INN-HOT	162	02/28/2026	1,004.72	1,004.72	3042026	03/04/2026
		0226-0399	PUBLIC WORKS: AMAZON-TABLETS A	163	02/28/2026	199.99	199.99	3042026	03/04/2026
		0226-0399	PUBLIC WORKS: AMAZON-TABLETS A	164	02/28/2026	47.35	47.35	3042026	03/04/2026
		0226-0399	PUBLIC WORKS: AMAZON-TABLETS A	165	02/28/2026	199.99	199.99	3042026	03/04/2026
		0226-0399	PUBLIC WORKS: AMAZON-TABLETS A	166	02/28/2026	199.99	199.99	3042026	03/04/2026
		0226-0399	PUBLIC WORKS: AMAZON-TABLETS A	167	02/28/2026	199.99	199.99	3042026	03/04/2026
		0226-0399	WWTP: AMAZON-SOCKETS, RACHET	168	02/28/2026	270.79	270.79	3042026	03/04/2026
		0226-0399	WWTP: AMAZON-UV SENSORS	169	02/28/2026	370.73	370.73	3042026	03/04/2026
		0226-0399	WATER: AWWA ANNUAL MEMBERSHI	170	02/28/2026	443.00	443.00	3042026	03/04/2026
		0226-0399	WATER: THE GRILLE RESTAURANT-L	171	02/28/2026	65.00	65.00	3042026	03/04/2026
		0226-0399	WATER: RWAU CONFERENCE REFUN	172	02/28/2026	400.00-	400.00-	3042026	03/04/2026
		0226-0399	SUU: UMCA INSTITUTE & ACADEMY F	173	02/28/2026	445.00	445.00	3042026	03/04/2026
		0226-0399	MCDONALD'S: STUDENT RECOGNITI	174	02/28/2026	140.00	140.00	3042026	03/04/2026
		0226-0399	ABBAY INN: HOTEL FOR CONFERENC	175	02/28/2026	1,050.41	1,050.41	3042026	03/04/2026
		0226-0399	UCMA/ULCT: MEMBERSHIP AND CON	176	02/28/2026	185.00	185.00	3042026	03/04/2026
		0226-0399	UCMA/ULCT: MEMBERSHIP AND CON	177	02/28/2026	250.00	250.00	3042026	03/04/2026
		0226-0399	OFFICE: AMAZON-LIGHTBULBS FOR F	178	02/28/2026	8.76	8.76	3042026	03/04/2026
		0226-0399	OFFICE: AMAZON-LIGHTBULBS FOR F	179	02/28/2026	8.76	8.76	3042026	03/04/2026
		0226-0399	VERIZON WIRELESS: LIBRARY CELL	180	02/28/2026	79.69	79.69	3042026	03/04/2026
		0226-0399	VERIZONE WIRELESS: CELL PHONES	181	02/28/2026	796.57	796.57	3042026	03/04/2026
		0226-0399	VERIZONE WIRELESS: CELL PHONES	182	02/28/2026	39.68	39.68	3042026	03/04/2026
		0226-0399	VERIZONE WIRELESS: CELL PHONES	183	02/28/2026	79.69	79.69	3042026	03/04/2026
		0226-0399	VERIZONE WIRELESS: CELL PHONES	184	02/28/2026	39.68	39.68	3042026	03/04/2026
		0226-0399	VERIZONE WIRELESS: CELL PHONES	185	02/28/2026	39.68	39.68	3042026	03/04/2026
		0226-0399	VERIZONE WIRELESS: CELL PHONES	186	02/28/2026	39.68	39.68	3042026	03/04/2026
		0226-0399	VERIZONE WIRELESS: CELL PHONES	187	02/28/2026	79.69	79.69	3042026	03/04/2026
		0226-0399	VERIZONE WIRELESS: CELL PHONES	188	02/28/2026	1,833.55	1,833.55	3042026	03/04/2026
		0226-0399	VERIZONE WIRELESS: CELL PHONES	189	02/28/2026	79.91	79.91	3042026	03/04/2026
		0226-0399	VERIZONE WIRELESS: CELL PHONES	190	02/28/2026	39.68	39.68	3042026	03/04/2026

Vendor Number	Name	Invoice Number	Description	Seq	Invoice Date	Invoice Amount	Check Amount	Check Number	Check Issue Date	
		0226-0399	VERIZONE WIRELESS: CELL PHONES	191	02/28/2026	39.68	39.68	3042026	03/04/2026	
		0226-0399	OFFICE: MOUNTAIN VALLEY PRINTIN	192	02/28/2026	6.00	6.00	3042026	03/04/2026	
		0226-0399	OFFICE: MOUNTAIN VALLEY PRINTIN	193	02/28/2026	6.00	6.00	3042026	03/04/2026	
		0226-0399	POLICE: TRANSUNION-TLOXP ONLIN	194	02/28/2026	154.55	154.55	3042026	03/04/2026	
		0226-0399	OFFICE: AMAZON-ADJUSTABLE LEV	195	02/28/2026	5.39	5.39	3042026	03/04/2026	
		0226-0399	DOLLAR TREE: STUDENT RECOGNITI	196	02/28/2026	140.00	140.00	3042026	03/04/2026	
		0226-0399	XMISSION: WEBSITE	197	02/28/2026	49.00	49.00	3042026	03/04/2026	
		0226-0399	REPLIT: CREDITS PURCHASED FOR A	198	02/28/2026	533.78	533.78	3042026	03/04/2026	
		0226-0399	AMAZON: OFFICE-SOLAR LIGHTS FO	199	02/28/2026	72.48	72.48	3042026	03/04/2026	
		0226-0399	AMAZON: BIRTHDAY CARDS	200	02/28/2026	45.99	45.99	3042026	03/04/2026	
		0226-0399	FIRE: HOME DEPOT-VINYL PLANK FL	201	02/28/2026	351.00	351.00	3042026	03/04/2026	
		0226-0399	OFFICE: AMAZON-AVERY LABELS	202	02/28/2026	7.46	7.46	3042026	03/04/2026	
		0226-0399	OFFICE: AMAZON-AVERY LABELS	203	02/28/2026	7.46	7.46	3042026	03/04/2026	
		0226-0399	FIRE: HOME DEPOT-VINYL PLANK FL	204	02/28/2026	1,248.80	1,248.80	3042026	03/04/2026	
		0226-0399	SPECIAL PROJECTS: REPLITE-TEAMS	205	02/28/2026	186.36	186.36	3042026	03/04/2026	
		0226-0399	ADOBE: CREATIVE CLOUD SUBSCRIP	206	02/28/2026	99.99	99.99	3042026	03/04/2026	
		0226-0399	ADOBE: CREATIVE CLOUD SUBSCRIP	207	02/28/2026	99.99	99.99	3042026	03/04/2026	
		0226-0399	ADOBE: CREATIVE CLOUD SUBSCRIP	208	02/28/2026	199.98	199.98	3042026	03/04/2026	
		0226-0399	ADOBE: CREATIVE CLOUD SUBSCRIP	209	02/28/2026	99.99	99.99	3042026	03/04/2026	
		0226-0399	ADOBE: CREATIVE CLOUD SUBSCRIP	210	02/28/2026	23.99	23.99	3042026	03/04/2026	
		0226-0399	ADOBE: CREATIVE CLOUD SUBSCRIP	211	02/28/2026	23.99	23.99	3042026	03/04/2026	
		0226-0399	ADOBE: CREATIVE CLOUD SUBSCRIP	212	02/28/2026	71.97	71.97	3042026	03/04/2026	
		0226-0399	ADOBE: AI ASSISTANT FOR ACROBAT	213	02/28/2026	21.32	21.32	3042026	03/04/2026	
		0226-0399	ADOBE: AI ASSISTANT FOR ACROBAT	214	02/28/2026	5.32	5.32	3042026	03/04/2026	
		0226-0399	SPECIAL PROJECTS: REPLITE-TEAMS	215	02/28/2026	533.34	533.34	3042026	03/04/2026	
		0226-0399	FIRE: AUTHORIZE.NET-AMBULANCE	216	02/28/2026	40.40	40.40	3042026	03/04/2026	
		0226-0399	UAPT: UAPT CONFERENCE	217	02/28/2026	175.00	175.00	3042026	03/04/2026	
		0226-0399	OFFICE: STAPLES-CORRECTION TAP	218	02/28/2026	5.72	5.72	3042026	03/04/2026	
		0226-0399	OFFICE: STAPLES-CORRECTION TAP	219	02/28/2026	33.63	33.63	3042026	03/04/2026	
		0226-0399	OFFICE: STAPLES-CORRECTION TAP	220	02/28/2026	33.64	33.64	3042026	03/04/2026	
		0226-0399	OFFICE: STAPLES-CORRECTION TAP	221	02/28/2026	5.72	5.72	3042026	03/04/2026	
		0226-0399	PUBLIC WORKS: TOOLS	222	02/28/2026	239.25	239.25	3042026	03/04/2026	
		0226-0399	PUBLIC WORKS: TOOLS	223	02/28/2026	239.25	239.25	3042026	03/04/2026	
		0226-0399	PUBLIC WORKS: TOOLS	224	02/28/2026	239.25	239.25	3042026	03/04/2026	
		0226-0399	PUBLIC WORKS: TOOLS	225	02/28/2026	239.25	239.25	3042026	03/04/2026	
		0226-0399	PUBLIC WORKS: POWER TOOLS	226	02/28/2026	360.75	360.75	3042026	03/04/2026	
		0226-0399	PUBLIC WORKS: POWER TOOLS	227	02/28/2026	360.75	360.75	3042026	03/04/2026	
		0226-0399	PUBLIC WORKS: POWER TOOLS	228	02/28/2026	360.75	360.75	3042026	03/04/2026	
		0226-0399	PUBLIC WORKS: POWER TOOLS	229	02/28/2026	360.75	360.75	3042026	03/04/2026	
		0226-0399	PUBLIC WORKS: AMAZON-CUTTING	230	02/28/2026	160.10	160.10	3042026	03/04/2026	
		0226-0399	PUBLIC WORKS: AMAZON-LOCATORS	231	02/28/2026	674.90	674.90	3042026	03/04/2026	
		0226-0399	PUBLIC WORKS: AMAZON-LOCATORS	232	02/28/2026	674.90	674.90	3042026	03/04/2026	
		0226-0399	STREETS: AMAZON CREDIT	233	02/28/2026	21.90-	21.90-	3042026	03/04/2026	
		0226-0399	FIRE: AMAZON-BATHROOM CLEANER	234	02/28/2026	25.62	25.62	3042026	03/04/2026	
		0226-0399	PUBLIC WORKS: TACO TIME-BURRIT	235	02/28/2026	60.12	60.12	3042026	03/04/2026	
		0226-0399	ZONING: HILTON GARDEN-UCEA CON	236	02/28/2026	248.76	248.76	3042026	03/04/2026	
		0226-0399	STREETS: AMAZON-TRAFFIC CONES	237	02/28/2026	757.49	757.49	3042026	03/04/2026	
		Total 10108:					47,384.78	47,384.78		
10245	IAPE	M26-C69717	POLICE: ANNUAL MEMBERSHIP	1	03/16/2026	65.00	65.00	148415	03/19/2026	
		Total 10245:					65.00	65.00		
10397	CURTIS ROBERTS CPA	26-01	CONSULTING, JOURNAL ENTRY PREP	1	02/27/2026	4,644.10	4,644.10	148305	03/05/2026	
		26-01	CONSULTING, JOURNAL ENTRY PREP	2	02/27/2026	77.64	77.64	148305	03/05/2026	
		26-01	CONSULTING, JOURNAL ENTRY PREP	3	02/27/2026	98.51	98.51	148305	03/05/2026	

Vendor Number	Name	Invoice Number	Description	Seq	Invoice Date	Invoice Amount	Check Amount	Check Number	Check Issue Date
		26-01	CONSULTING, JOURNAL ENTRY PREP	4	02/27/2026	855.57	855.57	148305	03/05/2026
		26-01	CONSULTING, JOURNAL ENTRY PREP	5	02/27/2026	1,666.69	1,666.69	148305	03/05/2026
		26-01	CONSULTING, JOURNAL ENTRY PREP	6	02/27/2026	1,373.68	1,373.68	148305	03/05/2026
		26-01	CONSULTING, JOURNAL ENTRY PREP	7	02/27/2026	245.56	245.56	148305	03/05/2026
		26-01	CONSULTING, JOURNAL ENTRY PREP	8	02/27/2026	193.25	193.25	148305	03/05/2026
		Total 10397:				9,155.00	9,155.00		
10498	BOX ELDER SCHOOL DIS	14493	REC: HARRIS INTERMEDIATE BUILDIN	1	08/08/2025	760.00	760.00	148299	03/05/2026
		3	REC: BRMS BUILDING RENTAL, JR JA	1	02/24/2026	490.00	490.00	148299	03/05/2026
		Total 10498:				1,250.00	1,250.00		
10547	MTN VALLEY MOTOR AN	15456	WATER: PUMP REPLACEMENT	1	03/18/2026	24,400.00	24,400.00	148504	03/26/2026
		Total 10547:				24,400.00	24,400.00		
10549	BEAZER LOCK & KEY, IN	698706	POLICE: REPAIR LOBBY DOORS	1	03/10/2026	936.17	936.17	148532	03/26/2026
		698709	OFFICE: SERVICE CALL TO FIX DOOR	1	03/11/2026	175.00	175.00	148382	03/19/2026
		Total 10549:				1,111.17	1,111.17		
10709	PITNEY BOWES INC.	3322229429	AMBULANCE	1	03/12/2026	21.38	21.38	148506	03/26/2026
		3322229429	CITY COUNCIL	2	03/12/2026	2.09	2.09	148506	03/26/2026
		3322229429	COURT	3	03/12/2026	8.01	8.01	148506	03/26/2026
		3322229429	LIBRARY	4	03/12/2026	11.07	11.07	148506	03/26/2026
		3322229429	OFFICE	5	03/12/2026	268.91	268.91	148506	03/26/2026
		3322229429	POLICE	6	03/12/2026	27.80	27.80	148506	03/26/2026
		3322229429	RECREATION	7	03/12/2026	36.22	36.22	148506	03/26/2026
		3322229429	SENIOR CENTER	8	03/12/2026	12.89	12.89	148506	03/26/2026
		3322229429	PW-WATER	9	03/12/2026	10.72	10.72	148506	03/26/2026
		3322229429	TREATMENT PLANT	10	03/12/2026	8.90	8.90	148506	03/26/2026
		3322229429	SEWER	11	03/12/2026	1.37	1.37	148506	03/26/2026
		3322229429	STORM DRAIN	12	03/12/2026	1.74	1.74	148506	03/26/2026
		3322229429	GARBAGE/RECYCLE	13	03/12/2026	1.65	1.65	148506	03/26/2026
		3322229429	ZONING	14	03/12/2026	11.51	11.51	148506	03/26/2026
		Total 10709:				424.26	424.26		
10747	STANDARD PLUMBING S	ACY338	STREETS: NUMBER SET, LETTER SET	1	03/11/2026	17.94	17.94	148516	03/26/2026
		Total 10747:				17.94	17.94		
10841	CORBETT, ALLEN	03032026	WWTP: REIMBURSEMENT FOR TRAV	1	03/03/2026	748.30	748.30	148393	03/19/2026
		Total 10841:				748.30	748.30		
10893	BRAG AREA CLERKS & R	21041	RECORDER: 2026 ANNUAL MEMBERS	1	03/05/2026	85.00	85.00	148387	03/19/2026
		Total 10893:				85.00	85.00		
10913	OLIVER PACKAGING & E	270045	SENIOR CENTER: SEALING FILM	1	02/11/2026	393.28	393.28	148334	03/05/2026
		270122	SENIOR CENTER: MEAL TRAYS	1	02/12/2026	2,999.44	2,999.44	148334	03/05/2026
		Total 10913:				3,392.72	3,392.72		
10973	PROTELESIS	PC-2720642	PROCLOUD ELEVATE FEBRUARY 202	1	02/25/2026	30.65	30.65	148336	03/05/2026

Vendor Number	Name	Invoice Number	Description	Seq	Invoice Date	Invoice Amount	Check Amount	Check Number	Check Issue Date
		PC-2720642	PROCLOUD ELEVATE FEBRUARY 202	2	02/25/2026	30.65	30.65	148336	03/05/2026
		PC-2720642	PROCLOUD ELEVATE FEBRUARY 202	3	02/25/2026	61.30	61.30	148336	03/05/2026
		PC-2720642	PROCLOUD ELEVATE FEBRUARY 202	4	02/25/2026	91.95	91.95	148336	03/05/2026
		PC-2720642	PROCLOUD ELEVATE FEBRUARY 202	5	02/25/2026	91.95	91.95	148336	03/05/2026
		PC-2720642	PROCLOUD ELEVATE FEBRUARY 202	6	02/25/2026	61.30	61.30	148336	03/05/2026
		PC-2720642	PROCLOUD ELEVATE FEBRUARY 202	7	02/25/2026	429.07	429.07	148336	03/05/2026
		PC-2720642	PROCLOUD ELEVATE FEBRUARY 202	8	02/25/2026	30.65	30.65	148336	03/05/2026
		PC-2720642	PROCLOUD ELEVATE FEBRUARY 202	9	02/25/2026	30.65	30.65	148336	03/05/2026
		PC-2720642	PROCLOUD ELEVATE FEBRUARY 202	10	02/25/2026	122.60	122.60	148336	03/05/2026
		PC-2720642	PROCLOUD ELEVATE FEBRUARY 202	11	02/25/2026	61.30	61.30	148336	03/05/2026
		PC-2720642	PROCLOUD ELEVATE FEBRUARY 202	12	02/25/2026	61.27	61.27	148336	03/05/2026
		PC-2720642	PROCLOUD ELEVATE FEBRUARY 202	13	02/25/2026	61.28	61.28	148336	03/05/2026
		PC-2720642	PROCLOUD ELEVATE FEBRUARY 202	14	02/25/2026	91.95	91.95	148336	03/05/2026
		PC-2720642	PROCLOUD ELEVATE FEBRUARY 202	15	02/25/2026	61.30	61.30	148336	03/05/2026
		PC-2720642	PROCLOUD ELEVATE FEBRUARY 202	16	02/25/2026	91.93	91.93	148336	03/05/2026
Total 10973:						1,409.80	1,409.80		
11145	INTERMOUNTAIN WORK	600026499	PRE-EMPLOYMENT DRUG TESTING &	1	03/19/2026	110.00	110.00	148534	03/26/2026
		600026499	PRE-EMPLOYMENT DRUG TESTING &	2	03/19/2026	110.00	110.00	148534	03/26/2026
		600026499	PRE-EMPLOYMENT DRUG TESTING &	3	03/19/2026	66.00	66.00	148534	03/26/2026
		600026499	PRE-EMPLOYMENT DRUG TESTING &	4	03/19/2026	154.00	154.00	148534	03/26/2026
		600026499	PRE-EMPLOYMENT DRUG TESTING &	5	03/19/2026	110.00	110.00	148534	03/26/2026
		600026499	PRE-EMPLOYMENT DRUG TESTING &	6	03/19/2026	44.00	44.00	148534	03/26/2026
		600026507	PRE-EMPLOYMENT DRUG TESTING &	1	03/19/2026	591.00	591.00	148534	03/26/2026
Total 11145:						1,185.00	1,185.00		
11168	SKAGGS COMPANIES, IN	450_A_3220	POLICE: CLASS A HATS	1	03/13/2026	1,232.85	1,232.85	Multiple	Multiple
Total 11168:						1,232.85	1,232.85		
11192	THOMPSON, DAVID Z	21711	WATER: CONTRACT PAYMENT FOR P	1	03/17/2026	195,000.00	195,000.00	148520	03/26/2026
Total 11192:						195,000.00	195,000.00		
11231	LOGAN EXTERMINATION	263927	FIRE: PEST CONTROL	1	03/06/2026	50.00	50.00	148426	03/19/2026
Total 11231:						50.00	50.00		
11274	UTAH COMMUNICATIONS	INV-5920	FIRE: A35 RADIO PROGRAMMING	1	03/06/2026	10.00	10.00	Multiple	Multiple
Total 11274:						10.00	10.00		
11284	MJG	9061	SIGNAL INSPECTION	1	02/28/2026	400.00	400.00	148332	03/05/2026
Total 11284:						400.00	400.00		
11312	MOUNTAIN STATES CON	B26-26041-0	TRACK INSPECTION - FEBRUARY 202	1	02/28/2026	1,000.00	1,000.00	148430	03/19/2026
Total 11312:						1,000.00	1,000.00		
11423	NATIONAL BENEFIT SER	10206	FLEX SPENDING DEDUCTS 3/13/2026	1	03/18/2026	1,079.91	1,079.91	148431	03/19/2026
		19472	FLEX SPENDING DEDUCTS 2/27/2026	1	03/03/2026	1,051.91	1,051.91	148333	03/05/2026
Total 11423:						2,131.82	2,131.82		

Vendor Number	Name	Invoice Number	Description	Seq	Invoice Date	Invoice Amount	Check Amount	Check Number	Check Issue Date
11746	HENRY SCHEIN INC	53628776	FIRE: MEDICAL SUPPLIES	1	02/20/2026	237.41	237.41	148359	03/05/2026
		53628777	FIRE: MEDICAL SUPPLIES	1	02/20/2026	23.17	23.17	148359	03/05/2026
		53880903	FIRE: MEDICAL SUPPLIES	1	02/26/2026	38.28	38.28	148413	03/19/2026
Total 11746:						298.86	298.86		
11882	TOP LUBE EXPRESS	123498	STREETS: T52 OIL CHANGE, AIR FILT	1	02/20/2026	137.69	137.69	148347	03/05/2026
		124127	POLICE: T72 2023 CHEVY OIL CHANG	1	03/12/2026	107.99	107.99	Multiple	Multiple
		124259	POLICE: 2023 GMC OIL CHANGE	1	03/16/2026	157.88	157.88	Multiple	Multiple
		124325	POLICE: 2023 GMC OIL CHANGE	1	03/17/2026	121.19	121.19	148521	03/26/2026
Total 11882:						524.75	524.75		
12119	VEHICLE LIGHTING SOL	1006	POLICE: 2025 FORD UTILITY PATROL	1	02/27/2026	18,815.07	18,815.07	148354	03/05/2026
		951	POLICE: 2025 FORD UTILITY PATROL	1	02/20/2026	18,791.17	18,791.17	148354	03/05/2026
Total 12119:						37,606.24	37,606.24		
12187	ZIONS BANK	0326-09734	ATTN: CARL MATHIS UTOPIA	1	02/10/2026	34,976.82	34,976.82	148358	03/05/2026
Total 12187:						34,976.82	34,976.82		
12247	LEGAL SHIELD	21094	MONTHLY CONTRIBUTION - MARCH 2	1	03/06/2026	125.70	125.70	148423	03/19/2026
Total 12247:						125.70	125.70		
12391	FIRST DISTRICT COURT	18337	COURT: CASE TRANSFERRED TO DIS	1	03/13/2026	500.00	500.00	148402	03/19/2026
Total 12391:						500.00	500.00		
12423	LES OLSON COMPANY	EA1654125	LIBRARY-COPIES	1	02/20/2026	64.36	64.36	148327	03/05/2026
		EA1654125	CIVIC CENTER-COPIES	2	02/20/2026	99.11	99.11	148327	03/05/2026
		EA1654125	CIVIC CENTER-COPIES	3	02/20/2026	99.11	99.11	148327	03/05/2026
		EA1654125	FIRE DEPARTMENT-COPIES	4	02/20/2026	10.94	10.94	148327	03/05/2026
		EA1654125	SENIOR CENTER-COPIES	5	02/20/2026	159.58	159.58	148327	03/05/2026
		EA1654125	PERSONAL COPIES	6	02/20/2026	46.89	46.89	148327	03/05/2026
		MNS65082	Non-Department	1	03/05/2026	36.60	36.60	148424	03/19/2026
		MNS65082	City Council	2	03/05/2026	74.70	74.70	148424	03/19/2026
		MNS65082	Court	3	03/05/2026	12.45	12.45	148424	03/19/2026
		MNS65082	City Manager	4	03/05/2026	37.35	37.35	148424	03/19/2026
		MNS65082	Treasurer	5	03/05/2026	37.35	37.35	148424	03/19/2026
		MNS65082	Recorder	6	03/05/2026	24.90	24.90	148424	03/19/2026
		MNS65082	Civic Center	7	03/05/2026	12.45	12.45	148424	03/19/2026
		MNS65082	Police Department	8	03/05/2026	323.74	323.74	148424	03/19/2026
		MNS65082	Planning & Zoning	9	03/05/2026	12.45	12.45	148424	03/19/2026
		MNS65082	Streets Department	10	03/05/2026	12.45	12.45	148424	03/19/2026
		MNS65082	Senior Programming	11	03/05/2026	12.45	12.45	148424	03/19/2026
		MNS65082	Senior Center Building	12	03/05/2026	24.90	24.90	148424	03/19/2026
		MNS65082	Parks	13	03/05/2026	24.90	24.90	148424	03/19/2026
		MNS65082	Library	14	03/05/2026	136.97	136.97	148424	03/19/2026
		MNS65082	Food Pantry	15	03/05/2026	12.45	12.45	148424	03/19/2026
		MNS65082	Recreation	16	03/05/2026	62.26	62.26	148424	03/19/2026
		MNS65082	Fire Department	17	03/05/2026	286.39	286.39	148424	03/19/2026
		MNS65082	Water	18	03/05/2026	49.81	49.81	148424	03/19/2026
		MNS65082	Treatment Plant	19	03/05/2026	37.36	37.36	148424	03/19/2026
		MNS65281	City Council	1	03/11/2026	87.55	87.55	148424	03/19/2026
		MNS65281	Court	2	03/11/2026	262.63	262.63	148424	03/19/2026

Vendor Number	Name	Invoice Number	Description	Seq	Invoice Date	Invoice Amount	Check Amount	Check Number	Check Issue Date	
		MNS65281	City Manager	3	03/11/2026	525.27	525.27	148424	03/19/2026	
		MNS65281	Treasurer	4	03/11/2026	350.18	350.18	148424	03/19/2026	
		MNS65281	Recorder	5	03/11/2026	175.09	175.09	148424	03/19/2026	
		MNS65281	Civic Center	6	03/11/2026	87.55	87.55	148424	03/19/2026	
		MNS65281	Police Department	7	03/11/2026	1,313.17	1,313.17	148424	03/19/2026	
		MNS65281	Planning & Zoning	8	03/11/2026	87.55	87.55	148424	03/19/2026	
		MNS65281	Streets Department	9	03/11/2026	175.09	175.09	148424	03/19/2026	
		MNS65281	Senior Programming	10	03/11/2026	87.55	87.55	148424	03/19/2026	
		MNS65281	Senior Center Building	11	03/11/2026	175.09	175.09	148424	03/19/2026	
		MNS65281	Parks	12	03/11/2026	175.09	175.09	148424	03/19/2026	
		MNS65281	Library	13	03/11/2026	1,925.99	1,925.99	148424	03/19/2026	
		MNS65281	Satellite Library Branch	14	03/11/2026	875.45	875.45	148424	03/19/2026	
		MNS65281	Food Pantry	15	03/11/2026	87.55	87.55	148424	03/19/2026	
		MNS65281	Recreation	16	03/11/2026	350.18	350.18	148424	03/19/2026	
		MNS65281	Fire Department	17	03/11/2026	262.63	262.63	148424	03/19/2026	
		MNS65281	Water	18	03/11/2026	350.18	350.18	148424	03/19/2026	
		MNS65281	Treatment Plant	19	03/11/2026	175.08	175.08	148424	03/19/2026	
		Total 12423:					9,240.79	9,240.79		
12469	BLUE CREEK COMMUNI	0033-2026	FIRE: RADIO FIRMWARE UPDATE	1	03/10/2026	150.00	150.00	148385	03/19/2026	
		Total 12469:					150.00	150.00		
12490	LEFEVRE, ZACHARY	03032026	PARKS: REIMBURSEMENT FOR TRAV	1	03/03/2026	202.00	202.00	148326	03/05/2026	
		Total 12490:					202.00	202.00		
12626	RENEGADE RENTALS	32516-0	PARKS: WEED TRIMMER REPAIR	1	03/16/2026	106.93	106.93	148508	03/26/2026	
		Total 12626:					106.93	106.93		
12674	BLOMQUIST HALE CONS	FEB26-1667	EMPLOYEE ASSISTANCE - FEBRUARY	1	02/01/2026	22.50	22.50	148296	03/05/2026	
		FEB26-1667	EMPLOYEE ASSISTANCE - FEBRUARY	2	02/01/2026	9.00	9.00	148296	03/05/2026	
		FEB26-1667	EMPLOYEE ASSISTANCE - FEBRUARY	3	02/01/2026	9.00	9.00	148296	03/05/2026	
		FEB26-1667	EMPLOYEE ASSISTANCE - FEBRUARY	4	02/01/2026	13.50	13.50	148296	03/05/2026	
		FEB26-1667	EMPLOYEE ASSISTANCE - FEBRUARY	5	02/01/2026	9.00	9.00	148296	03/05/2026	
		FEB26-1667	EMPLOYEE ASSISTANCE - FEBRUARY	6	02/01/2026	9.00	9.00	148296	03/05/2026	
		FEB26-1667	EMPLOYEE ASSISTANCE - FEBRUARY	7	02/01/2026	139.50	139.50	148296	03/05/2026	
		FEB26-1667	EMPLOYEE ASSISTANCE - FEBRUARY	8	02/01/2026	22.50	22.50	148296	03/05/2026	
		FEB26-1667	EMPLOYEE ASSISTANCE - FEBRUARY	9	02/01/2026	13.50	13.50	148296	03/05/2026	
		FEB26-1667	EMPLOYEE ASSISTANCE - FEBRUARY	10	02/01/2026	49.50	49.50	148296	03/05/2026	
		FEB26-1667	EMPLOYEE ASSISTANCE - FEBRUARY	11	02/01/2026	13.50	13.50	148296	03/05/2026	
		FEB26-1667	EMPLOYEE ASSISTANCE - FEBRUARY	12	02/01/2026	13.50	13.50	148296	03/05/2026	
		FEB26-1667	EMPLOYEE ASSISTANCE - FEBRUARY	13	02/01/2026	4.50	4.50	148296	03/05/2026	
		FEB26-1667	EMPLOYEE ASSISTANCE - FEBRUARY	14	02/01/2026	99.00	99.00	148296	03/05/2026	
		FEB26-1667	EMPLOYEE ASSISTANCE - FEBRUARY	15	02/01/2026	4.50	4.50	148296	03/05/2026	
		FEB26-1667	EMPLOYEE ASSISTANCE - FEBRUARY	16	02/01/2026	9.00	9.00	148296	03/05/2026	
		FEB26-1667	EMPLOYEE ASSISTANCE - FEBRUARY	17	02/01/2026	153.00	153.00	148296	03/05/2026	
		FEB26-1667	EMPLOYEE ASSISTANCE - FEBRUARY	18	02/01/2026	27.00	27.00	148296	03/05/2026	
		FEB26-1667	EMPLOYEE ASSISTANCE - FEBRUARY	19	02/01/2026	13.50	13.50	148296	03/05/2026	
		FEB26-1667	EMPLOYEE ASSISTANCE - FEBRUARY	20	02/01/2026	4.50	4.50	148296	03/05/2026	
		MAR26-1961	EMPLOYEE ASSISTANCE - MARCH 20	1	03/01/2026	22.50	22.50	148296	03/05/2026	
		MAR26-1961	EMPLOYEE ASSISTANCE - MARCH 20	2	03/01/2026	9.00	9.00	148296	03/05/2026	
		MAR26-1961	EMPLOYEE ASSISTANCE - MARCH 20	3	03/01/2026	9.00	9.00	148296	03/05/2026	
		MAR26-1961	EMPLOYEE ASSISTANCE - MARCH 20	4	03/01/2026	13.50	13.50	148296	03/05/2026	
		MAR26-1961	EMPLOYEE ASSISTANCE - MARCH 20	5	03/01/2026	9.00	9.00	148296	03/05/2026	

Vendor Number	Name	Invoice Number	Description	Seq	Invoice Date	Invoice Amount	Check Amount	Check Number	Check Issue Date	
		MAR26-1961	EMPLOYEE ASSISTANCE - MARCH 20	6	03/01/2026	9.00	9.00	148296	03/05/2026	
		MAR26-1961	EMPLOYEE ASSISTANCE - MARCH 20	7	03/01/2026	139.50	139.50	148296	03/05/2026	
		MAR26-1961	EMPLOYEE ASSISTANCE - MARCH 20	8	03/01/2026	22.50	22.50	148296	03/05/2026	
		MAR26-1961	EMPLOYEE ASSISTANCE - MARCH 20	9	03/01/2026	13.50	13.50	148296	03/05/2026	
		MAR26-1961	EMPLOYEE ASSISTANCE - MARCH 20	10	03/01/2026	49.50	49.50	148296	03/05/2026	
		MAR26-1961	EMPLOYEE ASSISTANCE - MARCH 20	11	03/01/2026	13.50	13.50	148296	03/05/2026	
		MAR26-1961	EMPLOYEE ASSISTANCE - MARCH 20	12	03/01/2026	13.50	13.50	148296	03/05/2026	
		MAR26-1961	EMPLOYEE ASSISTANCE - MARCH 20	13	03/01/2026	4.50	4.50	148296	03/05/2026	
		MAR26-1961	EMPLOYEE ASSISTANCE - MARCH 20	14	03/01/2026	94.50	94.50	148296	03/05/2026	
		MAR26-1961	EMPLOYEE ASSISTANCE - MARCH 20	15	03/01/2026	4.50	4.50	148296	03/05/2026	
		MAR26-1961	EMPLOYEE ASSISTANCE - MARCH 20	16	03/01/2026	9.00	9.00	148296	03/05/2026	
		MAR26-1961	EMPLOYEE ASSISTANCE - MARCH 20	17	03/01/2026	153.00	153.00	148296	03/05/2026	
		MAR26-1961	EMPLOYEE ASSISTANCE - MARCH 20	18	03/01/2026	31.50	31.50	148296	03/05/2026	
		MAR26-1961	EMPLOYEE ASSISTANCE - MARCH 20	19	03/01/2026	13.50	13.50	148296	03/05/2026	
		MAR26-1961	EMPLOYEE ASSISTANCE - MARCH 20	20	03/01/2026	4.50	4.50	148296	03/05/2026	
		Total 12674:					1,278.00	1,278.00		
12760	CHRISTENSEN, NATHAN	03232026	EMERGENCY MANAGEMENT: REIMBU	1	03/23/2026	76.16	76.16	148483	03/26/2026	
		Total 12760:					76.16	76.16		
12787	KIXX FITNESS, LLC.	2/2/2026	TC PARAMEDICS GYM MEMBERSHIP	1	02/02/2026	54.00	54.00	148324	03/05/2026	
		21092	GYM MEMBERSHIP - FEB 2026	1	03/03/2026	362.52	362.52	148324	03/05/2026	
		21093	GYM MEMBERSHIP - MAR 2026	1	02/04/2026	400.68	400.68	148324	03/05/2026	
		3/4/2026	TC PARAMEDICS GYM MEMBERSHIP	1	03/04/2026	54.00	54.00	148324	03/05/2026	
		Total 12787:					871.20	871.20		
12804	DAINES & JENKINS, LLP	10354	CRIMINAL LEGAL - FEBRUARY 2026	1	03/03/2026	1,282.50	1,282.50	148306	03/05/2026	
		10357	CIVIL LEGAL WORK - FEBRUARY 2026	1	03/03/2026	3,294.00	3,294.00	148306	03/05/2026	
		Total 12804:					4,576.50	4,576.50		
12977	SELECTHEALTH	21107	MEDICAL - APRIL 2026	1	03/20/2026	72,344.60	72,344.60	148511	03/26/2026	
		21107	HSA ADMIN FEES - APRIL 2026	2	03/20/2026	48.00	48.00	148511	03/26/2026	
		Total 12977:					72,392.60	72,392.60		
13118	LIFE-ASSIST, INC.	2071072	FIRE-MEDICAL SUPPLIES	1	02/20/2026	614.30	614.30	148328	03/05/2026	
		2074702	FIRE: MEDICAL SUPPLIES	1	02/26/2026	467.97	467.97	148328	03/05/2026	
		Total 13118:					1,082.27	1,082.27		
13133	INTERMOUNTAIN TRAFFI	60561	STREETS: 24X30 SIGNS	1	02/11/2026	515.50	515.50	148321	03/05/2026	
		60563	STREETS: 36X40 SIGNS	1	02/11/2026	257.52	257.52	148321	03/05/2026	
		60784	STREETS: SIGNS	1	03/11/2026	108.76	108.76	148497	03/26/2026	
		60786	STREETS: ARCH TOP, RUBBER DELIN	1	03/11/2026	876.20	876.20	148497	03/26/2026	
		Total 13133:					1,757.98	1,757.98		
13216	GAILEY, SKYLER	03162026	POLICE: REIMBURSEMENT FOR TRAV	1	03/16/2026	230.00	230.00	148404	03/19/2026	
		Total 13216:					230.00	230.00		
13302	HONEY BUCKET	0555402286	TOILET FOR COMPOST FACILITY	1	02/24/2026	125.35	125.35	148319	03/05/2026	

Vendor Number	Name	Invoice Number	Description	Seq	Invoice Date	Invoice Amount	Check Amount	Check Number	Check Issue Date
Total 13302:						125.35	125.35		
13317	STERICYCLE, INC.	8013517970	POLICE- SHRED SERVICE	1	02/25/2026	111.79	111.79	148342	03/05/2026
Total 13317:						111.79	111.79		
13470	BIBLIONIX	12322	LIBRARY: APOLLO ANNUAL SUBSCRI	1	03/18/2026	2,860.00	2,860.00	148480	03/26/2026
Total 13470:						2,860.00	2,860.00		
13588	SUMMIT, KIRSTI	03032026	REC: REIMBURSEMENT FOR TRAVEL	1	03/03/2026	202.00	202.00	148343	03/05/2026
Total 13588:						202.00	202.00		
13603	AUTOZONE PARTS, INC	0369260366	POLICE: PARTS	1	03/19/2026	16.14	16.14	148478	03/26/2026
Total 13603:						16.14	16.14		
13624	FIDELITY SECURITY LIFE	21090	VISION-MARCH 2026	1	03/02/2026	474.54	474.54	148311	03/05/2026
Total 13624:						474.54	474.54		
14602	SMITH & EDWARDS	325686	WWTP: UNIFORM, PANTS	1	02/19/2026	94.90	94.90	148340	03/05/2026
		326436	WATER: UNIFORMS, BOOTS, PANTS	1	03/06/2026	356.94	356.94	Multiple	Multiple
Total 14602:						451.84	451.84		
14658	LANDMARK DESIGN	202015-31	PLANNING AND CODE DEVELOPMEN	1	03/04/2026	7,870.00	7,870.00	148421	03/19/2026
		202502-09	TREMONTON PARKS, TRAILS AND OP	1	03/04/2026	1,202.50	1,202.50	148421	03/19/2026
Total 14658:						9,072.50	9,072.50		
14667	BROUGH RANCH BEEF L	1193	SENIOR CENTER GROUND BEEF	1	02/26/2026	360.00	360.00	148301	03/05/2026
		1193	SENIOR CENTER GROUND BEEF	2	02/26/2026	840.00	840.00	148301	03/05/2026
Total 14667:						1,200.00	1,200.00		
14669	SECURLYFT	1424	FIRE - MONTHLY SUBSCRIPTION, FEB	1	03/05/2026	1,287.52	1,287.52	148439	03/19/2026
Total 14669:						1,287.52	1,287.52		
14742	C & J WELDING & REPAI	14379	STREETS: CO2 BOTTLE	1	02/26/2026	52.78	52.78	148302	03/05/2026
		14382	PARKS: TUBING,CUTTING	1	02/26/2026	34.45	34.45	148302	03/05/2026
Total 14742:						87.23	87.23		
14844	AED EVERYWHERE, INC.	31610	FIRE: DEFIBTECH PADS	1	01/26/2026	65.31	65.31	148475	03/26/2026
Total 14844:						65.31	65.31		
14881	AMAZON CAPITAL SERVI	1VYX-31MR-	1 AF Book	1	03/01/2026	10.19	10.19	148377	03/19/2026
		1VYX-31MR-	1 AF Book	2	03/01/2026	10.23	10.23	148377	03/19/2026
		1VYX-31MR-	1 AF Book	3	03/01/2026	10.28	10.28	148377	03/19/2026
		1VYX-31MR-	1 AF Book	4	03/01/2026	10.37	10.37	148377	03/19/2026
		1VYX-31MR-	1 JF Book	5	03/01/2026	10.76	10.76	148377	03/19/2026
		1VYX-31MR-	2 AF Books	6	03/01/2026	21.58	21.58	148377	03/19/2026

Vendor Number	Name	Invoice Number	Description	Seq	Invoice Date	Invoice Amount	Check Amount	Check Number	Check Issue Date
		1VYX-31MR-	1 AF Book	7	03/01/2026	10.99	10.99	148377	03/19/2026
		1VYX-31MR-	1 AF Book	8	03/01/2026	10.99	10.99	148377	03/19/2026
		1VYX-31MR-	1 AF Book	9	03/01/2026	10.99	10.99	148377	03/19/2026
		1VYX-31MR-	1 JF Book	10	03/01/2026	10.99	10.99	148377	03/19/2026
		1VYX-31MR-	1 AF Book	11	03/01/2026	10.99	10.99	148377	03/19/2026
		1VYX-31MR-	1 AF Book	12	03/01/2026	11.39	11.39	148377	03/19/2026
		1VYX-31MR-	1 AF Book	13	03/01/2026	11.39	11.39	148377	03/19/2026
		1VYX-31MR-	1 AF Book	14	03/01/2026	11.39	11.39	148377	03/19/2026
		1VYX-31MR-	1 JF Book	15	03/01/2026	11.54	11.54	148377	03/19/2026
		1VYX-31MR-	1 AF Book	16	03/01/2026	11.55	11.55	148377	03/19/2026
		1VYX-31MR-	1 JF Book	17	03/01/2026	11.69	11.69	148377	03/19/2026
		1VYX-31MR-	1 JF Book	18	03/01/2026	11.79	11.79	148377	03/19/2026
		1VYX-31MR-	1 AF Book	19	03/01/2026	11.99	11.99	148377	03/19/2026
		1VYX-31MR-	1 AF Book	20	03/01/2026	12.09	12.09	148377	03/19/2026
		1VYX-31MR-	1 JF Book	21	03/01/2026	12.34	12.34	148377	03/19/2026
		1VYX-31MR-	1 AF Book	22	03/01/2026	12.34	12.34	148377	03/19/2026
		1VYX-31MR-	1 AF Book	23	03/01/2026	12.46	12.46	148377	03/19/2026
		1VYX-31MR-	Jigsaw Puzzles	24	03/01/2026	12.60	12.60	148377	03/19/2026
		1VYX-31MR-	1 JF Book	25	03/01/2026	12.64	12.64	148377	03/19/2026
		1VYX-31MR-	1 JF Book	26	03/01/2026	12.64	12.64	148377	03/19/2026
		1VYX-31MR-	Card Stock	27	03/01/2026	38.94	38.94	148377	03/19/2026
		1VYX-31MR-	1 JF Book	28	03/01/2026	12.99	12.99	148377	03/19/2026
		1VYX-31MR-	1 JF Book	29	03/01/2026	12.99	12.99	148377	03/19/2026
		1VYX-31MR-	1 AF Book	30	03/01/2026	12.99	12.99	148377	03/19/2026
		1VYX-31MR-	1 AF Book	31	03/01/2026	12.99	12.99	148377	03/19/2026
		1VYX-31MR-	1 AF Book	32	03/01/2026	13.49	13.49	148377	03/19/2026
		1VYX-31MR-	1 JF Book	33	03/01/2026	13.74	13.74	148377	03/19/2026
		1VYX-31MR-	1 JF Book	34	03/01/2026	13.74	13.74	148377	03/19/2026
		1VYX-31MR-	Pattern Blocks	35	03/01/2026	27.58	27.58	148377	03/19/2026
		1VYX-31MR-	1 AF Book	36	03/01/2026	13.99	13.99	148377	03/19/2026
		1VYX-31MR-	Post It Notes	37	03/01/2026	13.99	13.99	148377	03/19/2026
		1VYX-31MR-	1 AF Book	38	03/01/2026	13.99	13.99	148377	03/19/2026
		1VYX-31MR-	1 AF Book	39	03/01/2026	13.99	13.99	148377	03/19/2026
		1VYX-31MR-	1 AF Book	40	03/01/2026	13.99	13.99	148377	03/19/2026
		1VYX-31MR-	1 AF Book	41	03/01/2026	13.99	13.99	148377	03/19/2026
		1VYX-31MR-	1 AF Book	42	03/01/2026	13.99	13.99	148377	03/19/2026
		1VYX-31MR-	1 AF Book	43	03/01/2026	13.99	13.99	148377	03/19/2026
		1VYX-31MR-	1 AF Book	44	03/01/2026	13.99	13.99	148377	03/19/2026
		1VYX-31MR-	1 JF Book	45	03/01/2026	14.29	14.29	148377	03/19/2026
		1VYX-31MR-	1 ANF Book	46	03/01/2026	14.99	14.99	148377	03/19/2026
		1VYX-31MR-	LED Lights(Prize)	47	03/01/2026	14.99	14.99	148377	03/19/2026
		1VYX-31MR-	Washcloths (Craft)	48	03/01/2026	14.99	14.99	148377	03/19/2026
		1VYX-31MR-	1 AF Book	49	03/01/2026	14.99	14.99	148377	03/19/2026
		1VYX-31MR-	1 AF Book	50	03/01/2026	14.99	14.99	148377	03/19/2026
		1VYX-31MR-	1 JF Book	51	03/01/2026	15.30	15.30	148377	03/19/2026
		1VYX-31MR-	1 AF Book	52	03/01/2026	15.40	15.40	148377	03/19/2026
		1VYX-31MR-	1 AF Book	53	03/01/2026	15.62	15.62	148377	03/19/2026
		1VYX-31MR-	1 AF Book	54	03/01/2026	15.95	15.95	148377	03/19/2026
		1VYX-31MR-	1 JF Book	55	03/01/2026	16.00	16.00	148377	03/19/2026
		1VYX-31MR-	1 AF Book	56	03/01/2026	16.11	16.11	148377	03/19/2026
		1VYX-31MR-	1 JF Book	57	03/01/2026	16.24	16.24	148377	03/19/2026
		1VYX-31MR-	1 JF Book	58	03/01/2026	16.24	16.24	148377	03/19/2026
		1VYX-31MR-	Jigsaw Puzzles	59	03/01/2026	16.48	16.48	148377	03/19/2026
		1VYX-31MR-	1 AF Book	60	03/01/2026	16.50	16.50	148377	03/19/2026
		1VYX-31MR-	1 ANF Book	61	03/01/2026	16.98	16.98	148377	03/19/2026
		1VYX-31MR-	1 JNF Book	62	03/01/2026	17.03	17.03	148377	03/19/2026
		1VYX-31MR-	1 AF Book	63	03/01/2026	17.60	17.60	148377	03/19/2026

Vendor Number	Name	Invoice Number	Description	Seq	Invoice Date	Invoice Amount	Check Amount	Check Number	Check Issue Date
		1VYX-31MR-	1 AF Book	64	03/01/2026	17.60	17.60	148377	03/19/2026
		1VYX-31MR-	1 AF Book	65	03/01/2026	17.60	17.60	148377	03/19/2026
		1VYX-31MR-	1 AF Book	66	03/01/2026	17.60	17.60	148377	03/19/2026
		1VYX-31MR-	Staff Prizes	67	03/01/2026	17.78	17.78	148377	03/19/2026
		1VYX-31MR-	1 ANF Book	68	03/01/2026	18.14	18.14	148377	03/19/2026
		1VYX-31MR-	1 AF Book	69	03/01/2026	18.14	18.14	148377	03/19/2026
		1VYX-31MR-	Cardstock	70	03/01/2026	18.50	18.50	148377	03/19/2026
		1VYX-31MR-	Washcloths (Craft)	71	03/01/2026	18.99	18.99	148377	03/19/2026
		1VYX-31MR-	1 JF Book	72	03/01/2026	19.99	19.99	148377	03/19/2026
		1VYX-31MR-	1 JF Book	73	03/01/2026	19.99	19.99	148377	03/19/2026
		1VYX-31MR-	1 JNF Book	74	03/01/2026	19.99	19.99	148377	03/19/2026
		1VYX-31MR-	1 Blueray DVD	75	03/01/2026	22.95	22.95	148377	03/19/2026
		1VYX-31MR-	Speaker (Prize)	76	03/01/2026	23.98	23.98	148377	03/19/2026
		1VYX-31MR-	1 Blueray DVD	77	03/01/2026	24.95	24.95	148377	03/19/2026
		1VYX-31MR-	Lava Lamp (Prize)	78	03/01/2026	29.99	29.99	148377	03/19/2026
		1VYX-31MR-	1 JNF Book	79	03/01/2026	5.91	5.91	148377	03/19/2026
		1VYX-31MR-	Cardstock	80	03/01/2026	58.70	58.70	148377	03/19/2026
		1VYX-31MR-	1 JF Book	81	03/01/2026	6.06	6.06	148377	03/19/2026
		1VYX-31MR-	Goggly Eyes (craft)	82	03/01/2026	6.29	6.29	148377	03/19/2026
		1VYX-31MR-	Pompoms (craft)	83	03/01/2026	6.56	6.56	148377	03/19/2026
		1VYX-31MR-	1 JF Book	84	03/01/2026	6.99	6.99	148377	03/19/2026
		1VYX-31MR-	Foam Hearts (crafts)	85	03/01/2026	6.99	6.99	148377	03/19/2026
		1VYX-31MR-	Waterbottle Stickers	86	03/01/2026	7.19	7.19	148377	03/19/2026
		1VYX-31MR-	Pompoms (craft)	87	03/01/2026	7.49	7.49	148377	03/19/2026
		1VYX-31MR-	Heart Stickers	88	03/01/2026	7.98	7.98	148377	03/19/2026
		1VYX-31MR-	DVD	89	03/01/2026	7.99	7.99	148377	03/19/2026
		1VYX-31MR-	Pompoms (craft)	90	03/01/2026	8.59	8.59	148377	03/19/2026
		1VYX-31MR-	Ribbon (crafts)	91	03/01/2026	8.99	8.99	148377	03/19/2026
		1VYX-31MR-	Paint Pens	92	03/01/2026	8.99	8.99	148377	03/19/2026
		1VYX-31MR-	Waterbottle Stickers	93	03/01/2026	8.99	8.99	148377	03/19/2026
		1VYX-31MR-	Jigsaw Puzzles	94	03/01/2026	9.49	9.49	148377	03/19/2026
		1VYX-31MR-	Promotions & Discounts	95	03/01/2026	1.38-	1.38-	148377	03/19/2026
Total 14881:						1,372.26	1,372.26		
14927	STANDARD INSURANCE	21088	LIFE AD&D-MARCH 2026	1	03/02/2026	1,447.88	1,447.88	148341	03/05/2026
		21088	LTD-MARCH 2026	2	03/02/2026	1,900.26	1,900.26	148341	03/05/2026
		21109	LIFE AD&D-APRIL 2026	1	03/24/2026	1,450.86	1,450.86	148515	03/26/2026
		21109	LTD-APRIL 2026	2	03/24/2026	1,951.58	1,951.58	148515	03/26/2026
Total 14927:						6,750.58	6,750.58		
14940	MIDWEST TAPE, LLC	508513522	LIBRARY: HOOPLA-FEBRUARY 2026	1	02/28/2026	626.78	626.78	148330	03/05/2026
Total 14940:						626.78	626.78		
14941	HASSARD, JADEN	03162026	POLICE: REIMBURSEMENT FOR TRAV	1	03/16/2026	202.00	202.00	148412	03/19/2026
Total 14941:						202.00	202.00		
15022	VISIONARY HOMES	21022	UTILITY REFUND #3253.0	1	03/13/2026	85.16	85.16	Multiple	Multiple
		21022	UTILITY REFUND #3251.0	2	03/13/2026	81.42	81.42	Multiple	Multiple
Total 15022:						166.58	166.58		
15050	RON KELLER TIRE, INC.	T-131940	STREETS: SHOP SUPPLIES/REPAIRS	1	10/01/2025	35.98	35.98	148339	03/05/2026

Vendor Number	Name	Invoice Number	Description	Seq	Invoice Date	Invoice Amount	Check Amount	Check Number	Check Issue Date
Total 15050:						35.98	35.98		
15110	CORDOVA, DUSTIN	03162026	POLICE: REIMBURSEMENT FOR TRAV	1	03/16/2026	230.00	230.00	148394	03/19/2026
Total 15110:						230.00	230.00		
15155	JORGENSEN, NATALIE	03162026	POLICE-REIMBURSEMENT FOR TRAV	1	03/16/2026	61.00	61.00	148419	03/19/2026
Total 15155:						61.00	61.00		
15163	DEX IMAGING	AR14643733	POLICE - COPIES	1	01/15/2026	83.58	83.58	148398	03/19/2026
		AR14643733	PARKS & REC - COPIES	2	01/15/2026	38.83	38.83	148398	03/19/2026
		AR14643733	PARKS & REC - COPIES	3	01/15/2026	38.84	38.84	148398	03/19/2026
		AR14996620	POLICE - COPIES	1	03/17/2026	4.35	4.35	148398	03/19/2026
		AR14996620	PARKS & REC - COPIES	2	03/17/2026	35.93	35.93	148398	03/19/2026
		AR14996620	PARKS & REC - COPIES	3	03/17/2026	35.94	35.94	148398	03/19/2026
Total 15163:						237.47	237.47		
15169	ROSALES, ARTURO	03032026	SEWER: REIMBURSEMENT FOR TRAV	1	03/03/2026	206.00	206.00	148437	03/19/2026
Total 15169:						206.00	206.00		
15183	FUELMAN	NP70113128	PLANNING & COMM DEV	1	03/02/2026	124.67	124.67	70113128	03/02/2026
		NP70113128	PARKS	2	03/02/2026	545.14	545.14	70113128	03/02/2026
		NP70113128	AMBULANCE	3	03/02/2026	1,534.19	1,534.19	70113128	03/02/2026
		NP70113128	FIRE	4	03/02/2026	482.21	482.21	70113128	03/02/2026
		NP70113128	POLICE	5	03/02/2026	3,586.28	3,586.28	70113128	03/02/2026
		NP70113128	WATER	6	03/02/2026	951.46	951.46	70113128	03/02/2026
		NP70113128	SEWER	7	03/02/2026	183.01	183.01	70113128	03/02/2026
		NP70113128	COMPOST	8	03/02/2026	814.93	814.93	70113128	03/02/2026
		NP70113128	STREET	9	03/02/2026	906.05	906.05	70113128	03/02/2026
		NP70113128	SENIOR CENTER	10	03/02/2026	374.82	374.82	70113128	03/02/2026
		NP70113128	FOOD PANTRY	11	03/02/2026	64.66	64.66	70113128	03/02/2026
Total 15183:						9,567.42	9,567.42		
15214	HEMMCO, LLC	235	CONSULTING FEE-MARCH 2026	1	03/19/2026	15,000.00	15,000.00	148495	03/26/2026
Total 15214:						15,000.00	15,000.00		
15220	BEACON CODE CONSUL	06042711	CONTRACT INSPECTIONS	1	02/01/2026	15,617.20	15,617.20	148293	03/05/2026
Total 15220:						15,617.20	15,617.20		
15239	PROFESSIONAL SALES A	35359	FIRE: 2026 FORD AMBULANCE VIN (31	1	02/26/2026	285,655.00	285,655.00	148436	03/19/2026
Total 15239:						285,655.00	285,655.00		
15252	QA BALANCE SERVICES I	16793	WWTP: YEARLY SERVICE LAB	1	02/18/2026	645.00	645.00	148337	03/05/2026
Total 15252:						645.00	645.00		
15273	ROCK & ROLL CONSTRU	0635	STREETS: CONCRETE	1	03/12/2026	550.00	550.00	148509	03/26/2026
		0636	STREETS: 6 FLAT MIX, MAIN STREET	1	03/12/2026	550.00	550.00	148509	03/26/2026
		0637	STREETS: CONCRETE	1	03/16/2026	320.00	320.00	148509	03/26/2026

Vendor Number	Name	Invoice Number	Description	Seq	Invoice Date	Invoice Amount	Check Amount	Check Number	Check Issue Date
Total 15273:						1,420.00	1,420.00		
15281	SHAMROCK FOODS CO	35861473	SENIOR CENTER - FOOD	1	02/03/2026	703.74	703.74	35861473	03/02/2026
		35861473	SENIOR CENTER - FOOD	2	02/03/2026	1,642.06	1,642.06	35861473	03/02/2026
		35884919	SENIOR CENTER - FOOD	1	02/10/2026	100.70	100.70	35861473	03/02/2026
		35884919	SENIOR CENTER - FOOD	2	02/10/2026	234.97	234.97	35861473	03/02/2026
		35884920	SENIOR CENTER - FOOD	1	02/10/2026	215.60	215.60	35861473	03/02/2026
		35884920	SENIOR CENTER - FOOD	2	02/10/2026	503.06	503.06	35861473	03/02/2026
		35908559	SENIOR CENTER - FOOD	1	02/17/2026	72.58	72.58	35861473	03/02/2026
		35908559	SENIOR CENTER - FOOD	2	02/17/2026	169.34	169.34	35861473	03/02/2026
		35908560	SENIOR CENTER - FOOD	1	02/17/2026	371.50	371.50	35861473	03/02/2026
		35908560	SENIOR CENTER - FOOD	2	02/17/2026	866.82	866.82	35861473	03/02/2026
		35931923	SENIOR CENTER - FOOD	1	02/24/2026	477.62	477.62	35861473	03/02/2026
		35931923	SENIOR CENTER - FOOD	2	02/24/2026	1,114.46	1,114.46	35861473	03/02/2026
		36156293	SENIOR CENTER - FOOD	1	03/03/2026	252.22	252.22	36156293	03/30/2026
		36156293	SENIOR CENTER - FOOD	2	03/03/2026	588.51	588.51	36156293	03/30/2026
		36180021	SENIOR CENTER - FOOD	1	03/10/2026	18.50	18.50	36156293	03/30/2026
		36180021	SENIOR CENTER - FOOD	2	03/10/2026	43.16	43.16	36156293	03/30/2026
		36180022	SENIOR CENTER - FOOD	1	03/10/2026	385.16	385.16	36156293	03/30/2026
		36180022	SENIOR CENTER - FOOD	2	03/10/2026	898.70	898.70	36156293	03/30/2026
		36203141	SENIOR CENTER - FOOD	1	03/17/2026	649.57	649.57	36156293	03/30/2026
		36203141	SENIOR CENTER - FOOD	2	03/17/2026	1,515.65	1,515.65	36156293	03/30/2026
		36225887	SENIOR CENTER - FOOD	1	03/24/2026	15.56	15.56	36156293	03/30/2026
		36225887	SENIOR CENTER - FOOD	2	03/24/2026	36.31	36.31	36156293	03/30/2026
		36225888	SENIOR CENTER - FOOD	1	03/24/2026	291.34	291.34	36156293	03/30/2026
		36225888	SENIOR CENTER - FOOD	2	03/24/2026	679.78	679.78	36156293	03/30/2026
Total 15281:						11,846.91	11,846.91		
15283	TACTICAL FIRE COMPAN	202601	FIRE: FIRE HOSE	1	02/24/2026	2,580.68	2,580.68	148345	03/05/2026
Total 15283:						2,580.68	2,580.68		
15320	JACKSON, GRAYSON	20702	POLICE: REIMBURSEMENT FOR TRAV	1	03/19/2026	72.00	72.00	148500	03/26/2026
Total 15320:						72.00	72.00		
15331	GOLIGHTLY, KELLEN	03032026	PARKS: REIMBURSEMENT FOR TRAV	1	03/03/2026	742.85	742.85	148313	03/05/2026
Total 15331:						742.85	742.85		
15347	FLOREZ, LILLIAN	15955	LIBRARY: REIMBURSEMENT FOR ADU	1	03/24/2026	35.39	35.39	148490	03/26/2026
Total 15347:						35.39	35.39		
15358	RUPP WASTE CONTAIN	14291	HAUL FEE, 1/23/26	1	01/23/2026	343.01	343.01	148438	03/19/2026
		14517	HAUL FEE, 2/23/26	1	02/23/2026	411.54	411.54	148438	03/19/2026
Total 15358:						754.55	754.55		
15370	BOURNE, ALEX	20582	POLICE-REIMBURSEMENT FOR TRAV	1	03/02/2026	117.00	117.00	148298	03/05/2026
Total 15370:						117.00	117.00		
15388	DATAWORKS PLUS, LLC	26-421	POLICE: ANNUAL FEE	1	02/27/2026	959.00	959.00	148307	03/05/2026

Vendor Number	Name	Invoice Number	Description	Seq	Invoice Date	Invoice Amount	Check Amount	Check Number	Check Issue Date
Total 15388:						959.00	959.00		
15450	UTAH STATE UNIVERSIT	260130-3	2026 UTAH WELLBEING PROJECT	1	01/30/2026	500.00	500.00	148352	03/05/2026
Total 15450:						500.00	500.00		
15458	LIBRARICA LLC	204982-104R	LIBRARY: SUPPORT/UPDATES CASSI	1	03/02/2026	723.20	723.20	148425	03/19/2026
Total 15458:						723.20	723.20		
15527	BRINKERHOFF, LINDA	15884	LIBRARY: REIMBURSEMENT FOR WIN	1	03/04/2026	104.86	104.86	148388	03/19/2026
		15947	REIMBURSEMENT FOR CHILDREN'S	1	03/13/2026	121.30	121.30	148388	03/19/2026
		15954	LIBRARY: REIMBURSEMENT FOR CHI	1	03/24/2026	18.75	18.75	148482	03/26/2026
Total 15527:						244.91	244.91		
15536	CLUFF, MICHELLE	03162026	POLICE: REIMBURSEMENT FOR TRAV	1	03/16/2026	61.00	61.00	148391	03/19/2026
Total 15536:						61.00	61.00		
15579	BR LIVE	104	MINUTES FOR MEETINGS IN FEBRUA	1	02/28/2026	482.33	482.33	148300	03/05/2026
		104	MINUTES FOR MEETINGS IN FEBRUA	2	02/28/2026	482.33	482.33	148300	03/05/2026
		104	MINUTES FOR MEETINGS IN FEBRUA	3	02/28/2026	482.34	482.34	148300	03/05/2026
Total 15579:						1,447.00	1,447.00		
15600	L3 HARRIS - PSPC	93468038	POLICE: ANTENNA	1	02/17/2026	420.00	420.00	148325	03/05/2026
Total 15600:						420.00	420.00		
15601	APG WEST PAYMENT PR	722880	WATER: AD FOR BIDS FOR JEANIE ST	1	03/11/2026	88.97	88.97	148476	03/26/2026
		722884	WATER: AD FOR BIDS FOR 2026 SA9	1	03/11/2026	83.73	83.73	148476	03/26/2026
Total 15601:						172.70	172.70		
15629	MACKLEY, CARL	03032026	SEWER: REIMBURSEMENT FOR TRAV	1	03/03/2026	122.00	122.00	148427	03/19/2026
		21675	WATER: REIMBURSEMENT FOR MEET	1	03/09/2026	43.39	43.39	148427	03/19/2026
Total 15629:						165.39	165.39		
15637	COVER UP	20425	PARKS: STAFF JACKETS	1	12/19/2025	163.00	163.00	148484	03/26/2026
		20654	FIRE: UNIFORMS	1	02/17/2026	695.00	695.00	148396	03/19/2026
		20655	FIRE: UNIFORMS	1	02/17/2026	1,418.50	1,418.50	148396	03/19/2026
		20761	POLICE: SHIRTS	1	03/17/2026	228.00	228.00	148484	03/26/2026
Total 15637:						2,504.50	2,504.50		
15638	BLACK THORN MEDIA LL	194	DIGITAL CONTENT CREATOR SERVIC	1	03/02/2026	200.00	200.00	148295	03/05/2026
		194	DIGITAL CONTENT CREATOR SERVIC	2	03/02/2026	200.00	200.00	148295	03/05/2026
		194	DIGITAL CONTENT CREATOR SERVIC	3	03/02/2026	200.00	200.00	148295	03/05/2026
Total 15638:						600.00	600.00		
15639	ARRAYSCAPE GAMING	2247	LIBRARY: MINECRAFT SUBSCRIPTIO	1	03/13/2026	2,000.00	2,000.00	148380	03/19/2026

Vendor Number	Name	Invoice Number	Description	Seq	Invoice Date	Invoice Amount	Check Amount	Check Number	Check Issue Date
Total 15639:						2,000.00	2,000.00		
15651	WIMBER, CHAIYA	03032026	EVENTS: REIMBURSEMENT FOR TRA	1	03/03/2026	742.85	742.85	148357	03/05/2026
Total 15651:						742.85	742.85		
15668	MARSH, CHANTEL	01282026	POLICE: REIMBURSEMENT FOR TRAV	1	01/28/2026	123.00	123.00	148503	03/26/2026
Total 15668:						123.00	123.00		
15683	CONNELLY, HEATHER	03022026	SENIOR CENTER: REIMBURSEMENT	1	03/02/2026	202.00	202.00	148392	03/19/2026
Total 15683:						202.00	202.00		
15692	GCS BILLINGS	4684	AMBULANCE BILLINGS-FEBRUARY 20	1	02/28/2026	5,600.11	5,600.11	148405	03/19/2026
Total 15692:						5,600.11	5,600.11		
15720	THE DATA CENTER	71220	FLYERS	1	03/10/2026	310.92	310.92	Multiple	Multiple
		71220	FULL SERVICE PRINT STATEMENTS,	2	03/10/2026	1,143.51	1,143.51	Multiple	Multiple
		71220	FULL SERVICE PRINT STATEMENTS,	3	03/10/2026	529.18	529.18	Multiple	Multiple
		71220	FULL SERVICE PRINT STATEMENTS,	4	03/10/2026	83.13	83.13	Multiple	Multiple
		71220	FULL SERVICE PRINT STATEMENTS,	5	03/10/2026	105.43	105.43	Multiple	Multiple
		71220	FULL SERVICE PRINT STATEMENTS,	6	03/10/2026	166.25	166.25	Multiple	Multiple
Total 15720:						2,338.42	2,338.42		
15736	BEECHER, ANDREW	03032026	WATER: REIMBURSEMENT FOR TRAV	1	03/03/2026	664.30	664.30	148383	03/19/2026
		21666	WATER: REIMBURSEMENT FOR TRAV	1	02/10/2026	578.58	578.58	148294	03/05/2026
Total 15736:						1,242.88	1,242.88		
15794	WALKER, ELIZABETH	03092026	REIMBURSEMENT FOR TRAVEL TO C	1	03/09/2026	154.01	154.01	Multiple	Multiple
Total 15794:						154.01	154.01		
15806	ROCKY MOUNTAIN TRUC	3024	FIRE: AMBULANCE REPAIR	1	02/24/2026	1,080.94	1,080.94	148510	03/26/2026
Total 15806:						1,080.94	1,080.94		
15807	BASIN UPFITTING	24159	STREETS: DUMP BED, SANDER SPRE	1	02/25/2026	28,193.19	28,193.19	148292	03/05/2026
Total 15807:						28,193.19	28,193.19		
15840	AIRGAS USA, LLC	9170092170	CARBON DIOXIDE REFILL-SODA FOU	1	03/12/2026	16.42	16.42	148374	03/19/2026
		9170092170	CARBON DIOXIDE REFILL-SODA FOU	2	03/12/2026	16.42	16.42	148374	03/19/2026
		9170092170	CARBON DIOXIDE REFILL-SODA FOU	3	03/12/2026	16.43	16.43	148374	03/19/2026
Total 15840:						49.27	49.27		
15848	CLEARY BUILDING CORP	16389	POLICE: CLEARY BUILDING	1	03/12/2026	9,013.00	9,013.00	148360	03/12/2026
		20680	POLICE-POLICE BUILDING	1	03/12/2026	12,172.00	12,172.00	148390	03/19/2026
Total 15848:						21,185.00	21,185.00		
15856	MORICONI, INA	21794	FIRE: REIMBURSEMENT FOR PARAM	1	03/09/2026	2,759.00	2,759.00	148429	03/19/2026

Vendor Number	Name	Invoice Number	Description	Seq	Invoice Date	Invoice Amount	Check Amount	Check Number	Check Issue Date
Total 15856:						2,759.00	2,759.00		
15864	LANGUAGE LINE SERVIC	11853722	PHONE, ONSITE AND VIDEO INTERPR	1	02/28/2026	22.40	22.40	148422	03/19/2026
Total 15864:						22.40	22.40		
15866	ANDERSEN LANGUAGE	030226	COURT: SPANISH INTERPRETATION O	1	03/02/2026	110.00	110.00	148379	03/19/2026
Total 15866:						110.00	110.00		
15879	TURNTABLE EVENTS,LL	1130	SENIOR CENTER-DJ FOR VALENTINE	1	02/11/2026	200.00	200.00	148349	03/05/2026
Total 15879:						200.00	200.00		
15890	GUNDERBUILT, LLC	21086	MITIGATION FOR ROOF REPAIR	1	03/09/2026	12,804.64	12,804.64	148411	03/19/2026
Total 15890:						12,804.64	12,804.64		
15897	ELLIS, NICOLE	14494	REC: YOUTH SOCCER REFUND	1	02/26/2026	35.00	35.00	148308	03/05/2026
Total 15897:						35.00	35.00		
15898	GRAHAM, JANELLE	14492	REC: YOUTH SOCCER REFUND	1	02/26/2026	35.00	35.00	148314	03/05/2026
Total 15898:						35.00	35.00		
15899	LYNGSOE SYSTEMS	008375	LIBRARY: RFID SOFTWARE AND SERV	1	02/27/2026	3,366.00	3,366.00	148329	03/05/2026
Total 15899:						3,366.00	3,366.00		
15900	TINY MOBILE ROBOTS U	6875	PARKS: ATHLETIC FIELD PAINTING	1	01/29/2026	30,000.00	30,000.00	148346	03/05/2026
Total 15900:						30,000.00	30,000.00		
15901	AIRX HENDERSON OXYG	4468	FIRE: OXYGEN DELIVERY	1	03/03/2026	337.50	337.50	148375	03/19/2026
Total 15901:						337.50	337.50		
15902	ALLEN, MCKENZIE	18338	COURT: BAIL REFUND #255000015	1	03/13/2026	475.00	475.00	148376	03/19/2026
Total 15902:						475.00	475.00		
15903	BRAEGGER & SONS CO	21642	SECONDARY WATER: EAST CANAL E	1	03/02/2026	29,022.50	29,022.50	148386	03/19/2026
		21645	WATER: EAST CANAL EQUALIZATION	1	03/02/2026	45,220.00	45,220.00	148481	03/26/2026
		21646	WATER: CULINARY WATER REPLACE	1	03/02/2026	91,458.87	91,458.87	148481	03/26/2026
		21707	SECONDARY WATER: WATERLINE RE	1	03/02/2026	109,819.15	109,819.15	148386	03/19/2026
Total 15903:						275,520.52	275,520.52		
15904	BERGMAN, KASON & SA	21020	DEPOSIT REFUND	1	03/13/2026	18.30	18.30	148384	03/19/2026
Total 15904:						18.30	18.30		
15905	FREEMAN, JESSICA	21021	DEPOSIT REFUND	1	03/13/2026	26.72	26.72	148403	03/19/2026

Vendor Number	Name	Invoice Number	Description	Seq	Invoice Date	Invoice Amount	Check Amount	Check Number	Check Issue Date
Total 15905:						26.72	26.72		
15906	GOLIGHTLY, KAYLOR	19473	PAYROLL 2/27	1	03/09/2026	632.58	632.58	148408	03/19/2026
Total 15906:						632.58	632.58		
15907	HILL, MACKENZIE	21014	DEPOSIT REFUND	1	03/04/2026	22.67	22.67	148462	03/19/2026
Total 15907:						22.67	22.67		
15908	NICHOLS, HEATHER	21013	DEPOSIT REFUND	1	03/04/2026	23.62	23.62	148432	03/19/2026
Total 15908:						23.62	23.62		
15909	OASIS HOME BUILDERS	21469	REFUND FOR SECONDARY CONNEC	1	03/11/2026	2,150.00	2,150.00	148433	03/19/2026
Total 15909:						2,150.00	2,150.00		
15910	PEPIO, VENCIO & ALEXY	21017	DEPOSIT REFUND	1	03/04/2026	32.70	32.70	148434	03/19/2026
Total 15910:						32.70	32.70		
15911	SUITTER, SHANNON	21015	DEPOSIT REFUND	1	03/04/2026	58.12	58.12	Multiple	Multiple
Total 15911:						58.12	58.12		
15912	UTAH ASPHALT PAVEME	31048	STREETS: ASPHALT PRESERVATION	1	03/10/2026	750.00	750.00	Multiple	Multiple
Total 15912:						750.00	750.00		
15913	HEAVY DUTY PLUMBING	6248	WATER: WEST SPRING BACKFLOW P	1	03/12/2026	3,570.00	3,570.00	148494	03/26/2026
Total 15913:						3,570.00	3,570.00		
15915	KWAPIS, CHARLEY	10208	PAYROLL 2/27/26	1	03/19/2026	109.53	109.53	148502	03/26/2026
Total 15915:						109.53	109.53		
15916	SODA TECH INCORPORA	031726-LAN	REPAIR OF LANCER 1506E SODA MA	1	03/19/2026	83.28	83.28	148514	03/26/2026
		031726-LAN	REPAIR OF LANCER 1506E SODA MA	2	03/19/2026	83.28	83.28	148514	03/26/2026
		031726-LAN	REPAIR OF LANCER 1506E SODA MA	3	03/19/2026	83.28	83.28	148514	03/26/2026
Total 15916:						249.84	249.84		
15917	DRAKE, QUINON	20704	POLICE: E.A.S.Y. ENFORCEMENT, RET	1	03/23/2026	50.00	50.00	148486	03/26/2026
Total 15917:						50.00	50.00		
15918	DANIEL AND CELESTE DI	21023	UTILITY REFUND	1	03/19/2026	91.47	91.47	148485	03/26/2026
Total 15918:						91.47	91.47		
15919	PROFESSIONAL FIREFIG	3654	FIRE: MEMBERSHIP IN THE PROFESS	1	03/25/2026	50.16	50.16	148507	03/26/2026
Total 15919:						50.16	50.16		

Vendor Number	Name	Invoice Number	Description	Seq	Invoice Date	Invoice Amount	Check Amount	Check Number	Check Issue Date
15920	INTERNATIONAL ASSOCI	3456	FIRE: MEMBERSHP IN INTERNATIONA	1	03/25/2026	327.54	327.54	148499	03/26/2026
Total 15920:						327.54	327.54		
Grand Totals:						1,629,981.	1,629,981.		

Report Criteria:

Detail report type printed

TREMONTON CITY CALENDAR ITEMS

May 5, 2026

TITLE:	Review of Calendar
---------------	--------------------

- May 6-8 Spring Clean Up
- May 9 Stamp Out Hunger Food Drive
- May 21 Special Olympic Torch Run
- May 23 USA250 Gold Star Memorial Walk 9 am at Midland Square. It is \$5 to register & \$20 for shirt (optional).
- May 29 Library Summer Reading Kick-off Party from 4-7 pm.
Council please come set up and cook hotdogs at 3:45 pm
- Farmer's Market hosted by businesses in town. Held 1st Saturday of each month at Shuman Park from 10-2 during May-September.
 - Outdoor Adventure Challenge – please visit <https://www.recreation.utah.gov/utah-every-kid-outdoors> for more details